



Parts Manual

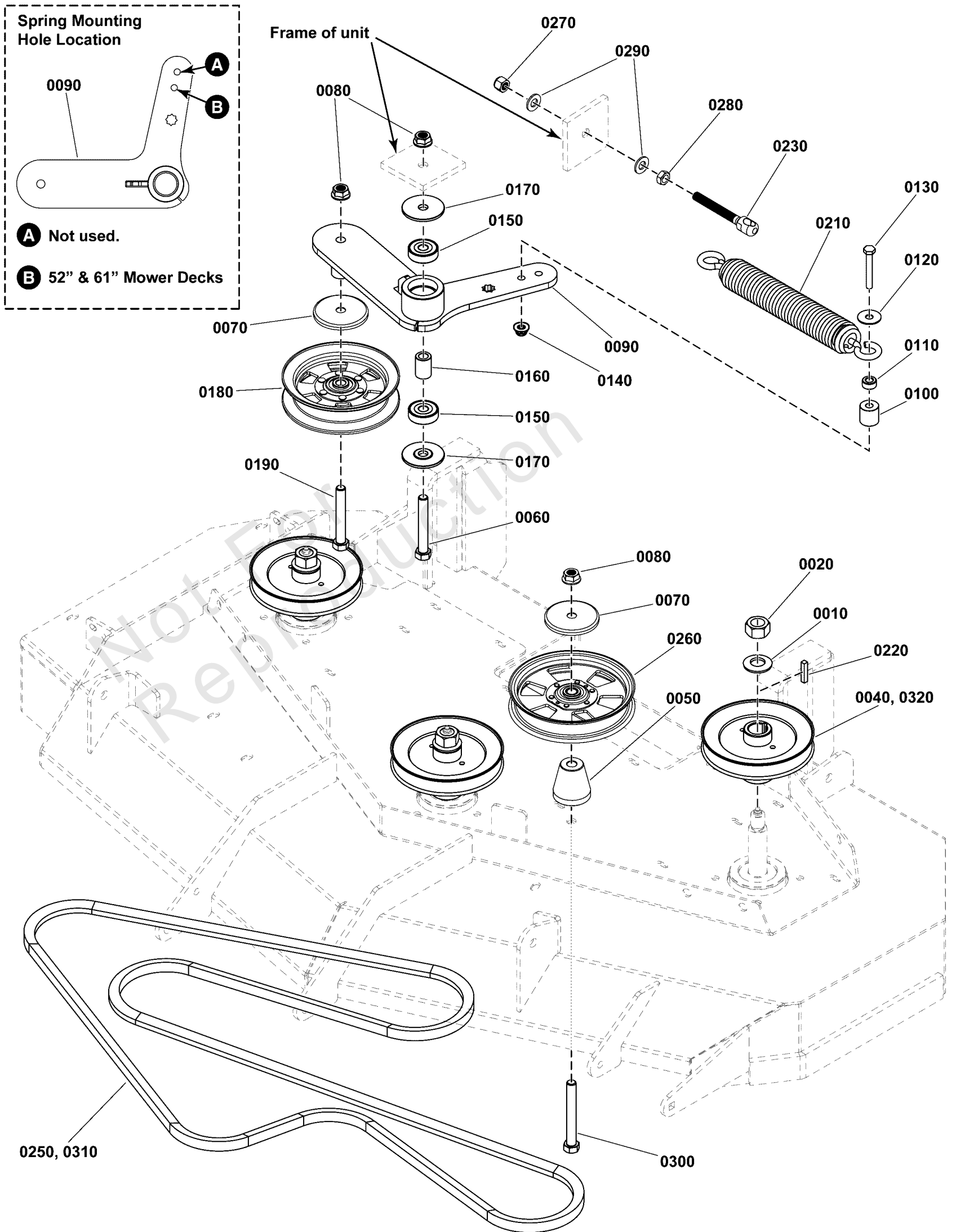
Mfg. No: 5902050
SRS Z2 Series w/ 52" Mower Deck
(SRSZ2KAV2452)

| Model Components | Page |
|--|-------------|
| 52" & 61" Mower Deck Group - Pulleys, Belts, and Idler Arm..... | 4 |
| 52" Mower Deck - Housing, Covers, Spindles & Blades..... | 6 |
| 52" Mower Deck - Rollers..... | 8 |
| Decal Group - Brand and Model..... | 10 |
| Decal Group - Safety & Operation..... | 12 |
| Deck Lift Group..... | 14 |
| Deck Lift Group - Deck Timing Plates..... | 18 |
| Electrical Group..... | 20 |
| Electrical Schematic - Charging Circuit..... | 22 |
| Electrical Schematic - Cranking Circuit..... | 24 |
| Electrical Schematic - Ignition Grounding Circuit..... | 26 |
| Electrical Schematic - PTO Op. Pres. Circuit..... | 28 |
| Engine and PTO Group - Kawasaki..... | 30 |
| Fuel Tank and Mount, Fuel Supply, and Evap Group..... | 32 |
| Hydraulic Group..... | 34 |
| Hydraulic Group - Hoses & Loom..... | 36 |
| Hydraulic Group - Transaxle Service Valve..... | 38 |
| Instrument Control Panel Group..... | 40 |
| Main Frame Group..... | 42 |
| Motion Control Group..... | 46 |
| Neutral Lockout Group..... | 48 |
| Operator Compartment Group..... | 50 |
| Parking Brake Group..... | 52 |
| Transaxle Drive Group..... | 54 |
| Transaxle SERVICE Parts - Hydro-Gear ZT3800 (5108073_5108072)..... | 56 |
| Wheel and Tire Group..... | 60 |
| Torque Specification Chart..... | 62 |

52" & 61" Mower Deck Group - Pulleys, Belts, and Idler Arm

Note: Unless noted otherwise, use the standard torque specifications

Mfg. No: 5902050



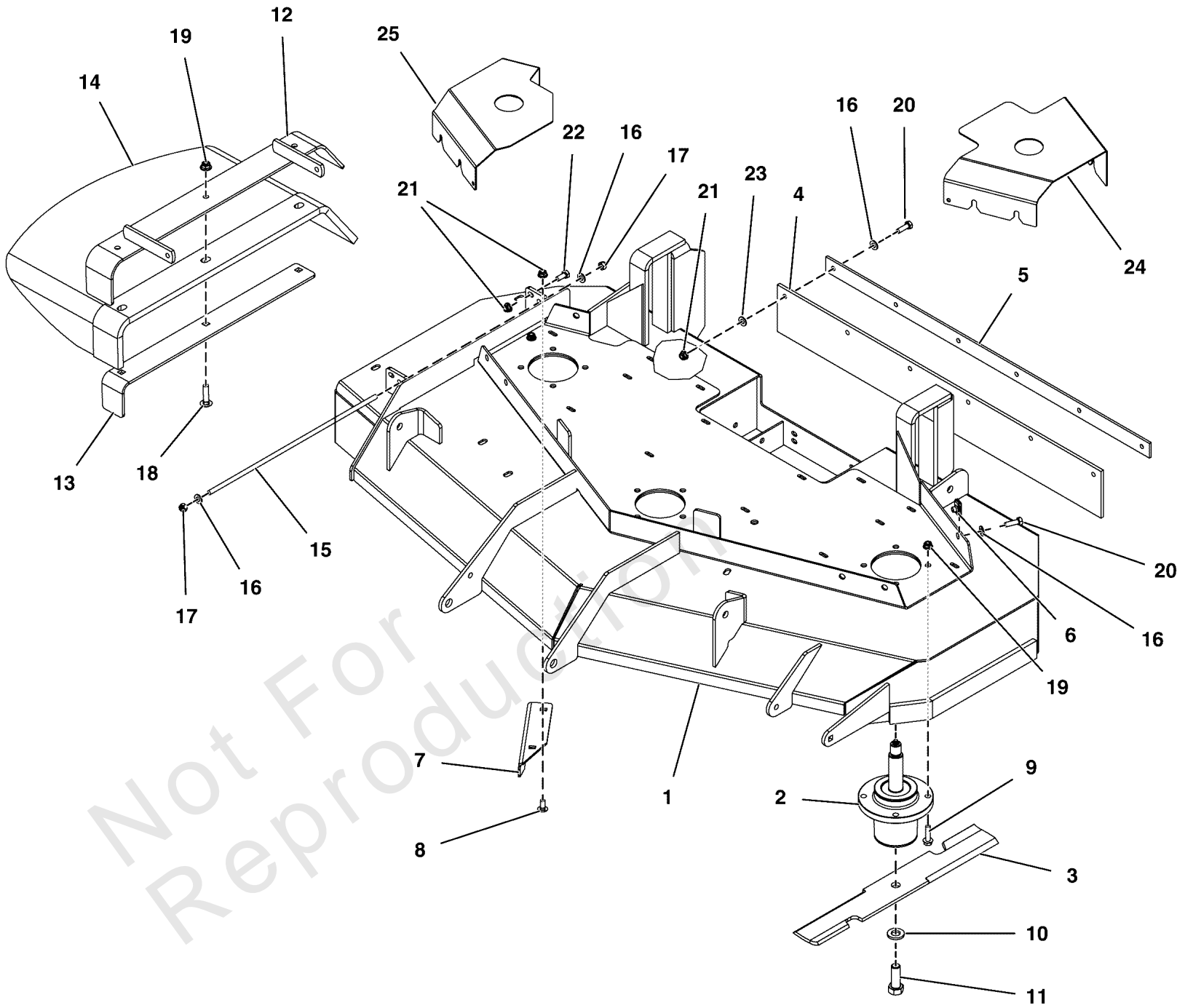
52" & 61" Mower Deck Group - Pulleys, Belts, and Idler Arm

| REF NO | PART NO | QTY | DESCRIPTION |
|--------|------------|-----|---|
| 0010 | 5025406 | 3 | WASHER, 3/4 BELLEVILLE CL/ZC |
| 0020 | 5025405 | 3 | NUT, 3/4-16 Hex |
| 0040 | 5104679 | 3 | PULLEY, A/B SEC, 7.032 OB, SPECIAL HUB -(61" Models) |
| 0050 | 5105523 | 1 | SPACER, .515 X 1.25 X 2.06, CZ |
| 0060 | 5025017X32 | 1 | BOLT, 1/2-13 X 4" GD5 CZ |
| 0070 | 5105145 | 2 | SHIELD, BEARING, 1/2 ID X 2-7/8 OD, CZ |
| 0080 | 5025396 | 3 | NUT, Hex Flange, Nylock, 1/2-13 |
| 0090 | 5413996AA | 1 | WELD, IDLER ARM, 52" DECK, STAND ON - BLK |
| 0100 | 5100896 | 1 | SPACER, .390 X 1.00 X 1.00 - YZ |
| 0110 | 5044933 | 1 | SPACER, .39 X .75 X .38, PM, CZ |
| 0120 | 5025165 | 1 | WASHER, 3/8" Fender |
| 0130 | 5025013X18 | 1 | BOLT, 3/8-16 X 2-1/4" GD5 CZ |
| 0140 | 5025394 | 1 | NUT, 3/8 - 16 HEX NYLOCK FLANGE |
| 0150 | 5104383 | 2 | BEARING, 6203-1/2", SEALED |
| 0160 | 5104456 | 1 | SPACER, .51 X .84 X 1.22, PM, CZ |
| 0170 | 5104379 | 2 | SPACER, IDLER ARM, 1/2 X 2.25 |
| 0180 | 5104716 | 1 | PULLEY, IDLER, BACKSIDE, NOSEAM 6.25ODX.5ID |
| 0190 | 5025017X28 | 1 | BOLT, 1/2-13 X 3-1/2, HEX HD, GD5, CZ (SV) |
| 0210 | 5105092 | 1 | SPRING, 1.52" OD X 10.70" FL X .234" WIRE, BLK |
| 0220 | 5050407X20 | 3 | KEY, 1/4 SQ X 2-1/2 |
| 0230 | 5105844 | 1 | SPRING PULLER, 1/2-20, 5.00 |
| 0250 | 5104064 | 1 | BELT, 5V, 145.40"EL, LRG ARAMID, WRP, RC -(61" Models) |
| 0260 | 5104717 | 1 | PULLEY, FLT IDLR, 6.0 X 1.0 X .50, CZ |
| 0270 | 5025098 | 1 | NUT, Hex, Nylon Lock, 1/2-20 |
| 0280 | 5025089 | 1 | NUT, 1/2-20 Hex Jam |
| 0290 | 5025158 | 2 | WASHER, 1/2 SAE |
| 0300 | 5025017X36 | 1 | BOLT, 1/2-13 X 4-1/2" GD5 YZ |
| 0310 | 5104378 | 1 | BELT, B-SEC, 129"EL, ARAMID, WRAPED -(52" Models) |
| 0320 | 5104540 | 3 | PULLEY, A-SEC, 5.926" OB, SPECIAL HUB -(52" Models) |

52" Mower Deck - Housing, Covers, Spindles & Blades

Note: Unless noted otherwise, use the standard torque specifications

Mfg. No: 5902050



52" Mower Deck - Housing, Covers, Spindles & Blades

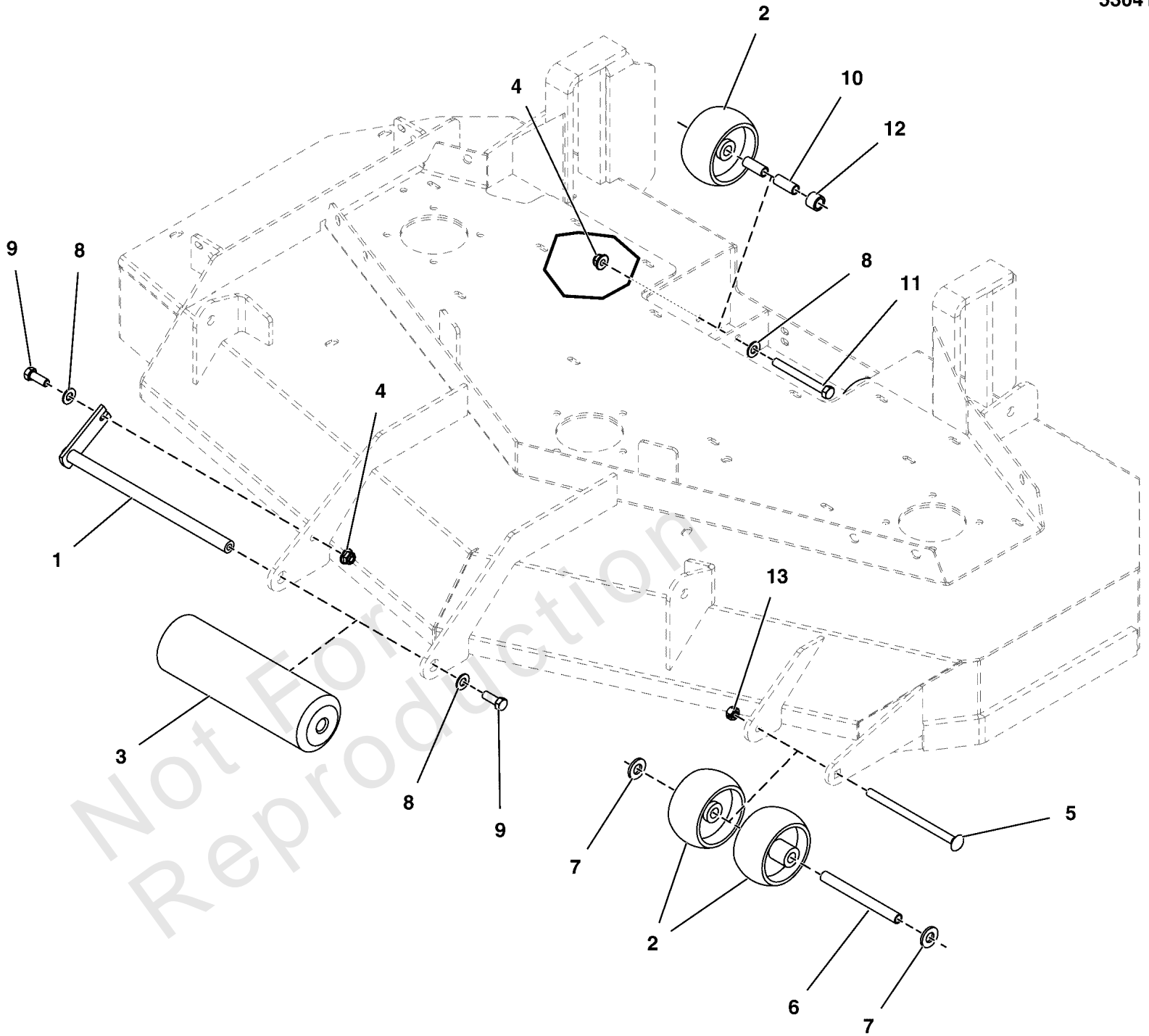
| REF NO | PART NO | QTY | DESCRIPTION |
|--------|------------|-----|---|
| 1 | 5600887 | 1 | DECK SHELL W/ DECALS, 52, SRSZ2-DOM -(5413861B)(S/N: 4001542418 and below) |
| 1 | 5601319 | | DECK SHELL W/ DECALS, 52, SRSZ2, (5422061B) -(5421061B)(S/N: 4001542419 and above) |
| 2 | 5061096 | 3 | SPINDLE ASSM, ALUMINUM, LONG SHAFT |
| 3 | 5101756S | 1 | BLADE, 18 X .25 X 2.5, 1 X 3.5 (SET OF THREE) -(SET OF THREE BLADES) |
| 4 | 5102015 | 1 | FLAP, STRIPER, 61" DECK, IS3100, S200X |
| 5 | 5405238A | 1 | PLATE, SUPPORT - BLKV |
| 6 | 5022308 | 6 | BODY CLIP, 5/16-18-7GA MATERIAL |
| 7 | 5405557A | 1 | PLATE, DEFLECTOR, 52 DECK - BLK |
| 8 | 5025145X6 | 2 | BOLT, 5/16-18 X 3/4, CARRIAGE, GD5, CZ |
| 9 | 5025390X12 | 12 | BOLT, 3/8-16 X 1-1/2, FLANGE, GD 5, CZ |
| 10 | 5025477 | 3 | WASHER, BLADE BOLT, 9/16" F436, CZ |
| 11 | 5025320X14 | 3 | BOLT, 5/8-11 X 1-3/4 GD8 |
| 12 | 5413400A | 1 | WELD, MOUNT, DISCHARGE CHUTE - BLK |
| 13 | 5413398A | 1 | SUPPORT, DISCHARGE CHUTE - BLK |
| 14 | 84011105 | 1 | CHUTE, Discharge -(5104442) |
| 15 | 5061300 | 1 | ROD, MOUNT, CHUTE, 61, CZ |
| 16 | 5025155 | 14 | WASHER, 5/16" SAE |
| 17 | 5025045 | 2 | NUT, 5/16-24 HEX NYLON LOCK |
| 18 | 5025146X12 | 3 | BOLT, 3/8-16 X 1-1/2, CARRIAGE, GD5, CZ |
| 19 | 5025394 | 15 | NUT, 3/8 - 16 HEX NYLOCK FLANGE |
| 20 | 5025011X8 | 12 | BOLT, 5/16-18 X 1" GRD5 YZ |
| 21 | 5025392 | 9 | NUT, 5/16-18 HEX NYLOCK FLANGE NUT |
| 22 | 5025011X6 | 1 | BOLT, 5/16-18 X 3/4 GD5 |
| 23 | 5025498 | 2 | 5/16" PUSH-ON NUT RETAINER, STL, CZ |
| 24 | 5419925B | 1 | GUARD, DECK, 52 - LH - RED |
| 25 | 5419926B | 1 | GUARD, DECK, 52 - RH - RED |

52" Mower Deck - Rollers

Note: Unless noted otherwise, use the standard torque specifications

Mfg. No: 5902050

5304171



52" Mower Deck - Rollers


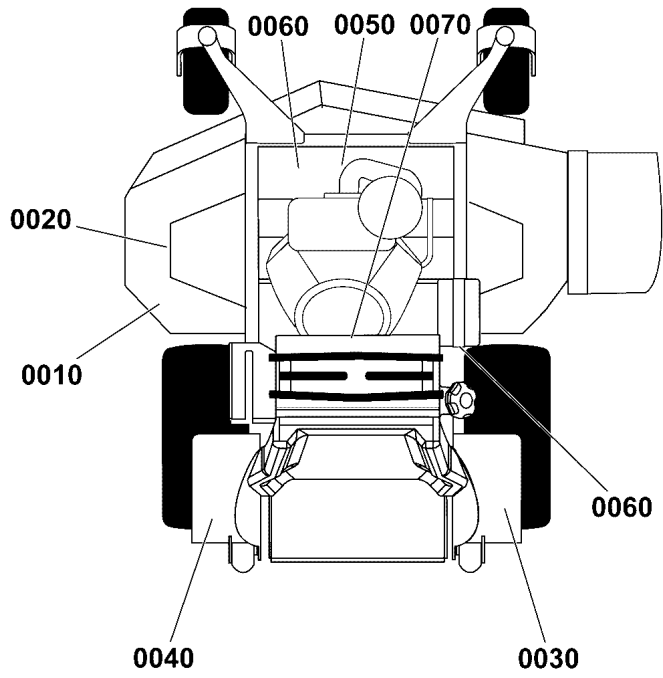
| REF NO | PART NO | QTY | DESCRIPTION |
|--------|------------|-----|--|
| 1 | 5105755 | 1 | PIN, ROLLER, CZ |
| 2 | 1714760 | 4 | WHEEL- 2.00 WIDE 3.88 DIA 0.531ID POLY |
| 3 | 5020785 | 1 | ROLLER, DECK |
| 4 | 5025394 | 3 | NUT, 3/8-16 HEX NYLOCK FLANGE |
| 5 | 5025146X48 | 1 | BOLT, 3/8-16 X 6, CARRIAGE, GD5, CZ |
| 6 | 5046586 | 1 | SPACER, .38 X .50 X 5.06, CZ |
| 7 | 5025440 | 2 | WASHER, 1/2 GD9 CZ |
| 8 | 5025156 | 4 | WASHER, 3/8 SAE |
| 9 | 5025013X8 | 2 | BOLT, 3/8-16 X 1" GD5 CZ |
| 10 | 5041931 | 4 | SPACER, .38 X .50 X 1.25, CZ |
| 11 | 5025013X28 | 2 | BOLT, 3/8-16 X 3-1/2" GD5 CZ |
| 12 | 5047027 | 2 | SPACER, .51 X .75 X .56, PM, CZ |
| 13 | 5025100 | 1 | NUT, 3/8-16 HEX SIDE LOCK |

Not For Reproduction

Decal Group - Brand and Model

Note: Unless noted otherwise, use the standard torque specifications

Mfg. No: 5902050



Decal Group - Brand and Model

| REF NO | PART NO | QTY | DESCRIPTION |
|--------|----------|-----|-------------------------------|
| 0010 | 5102210 | 1 | DECAL, iCD CUTTING SYSTEM |
| 0020 | 5022812 | 1 | DECAL, 52 |
| 0030 | 84008402 | 1 | DECAL, Model, Right Hand |
| 0040 | 84008403 | 1 | DECAL, Model, Left Hand |
| 0050 | 5104724 | 1 | DECAL, FERRIS LOGO, MEDIUM |
| 0060 | 5104725 | 2 | DECAL, MODEL, Z2 |
| 0070 | 5103799 | 1 | DECAL, FERRIS, 2.23" X 11.39" |

Not For Reproduction

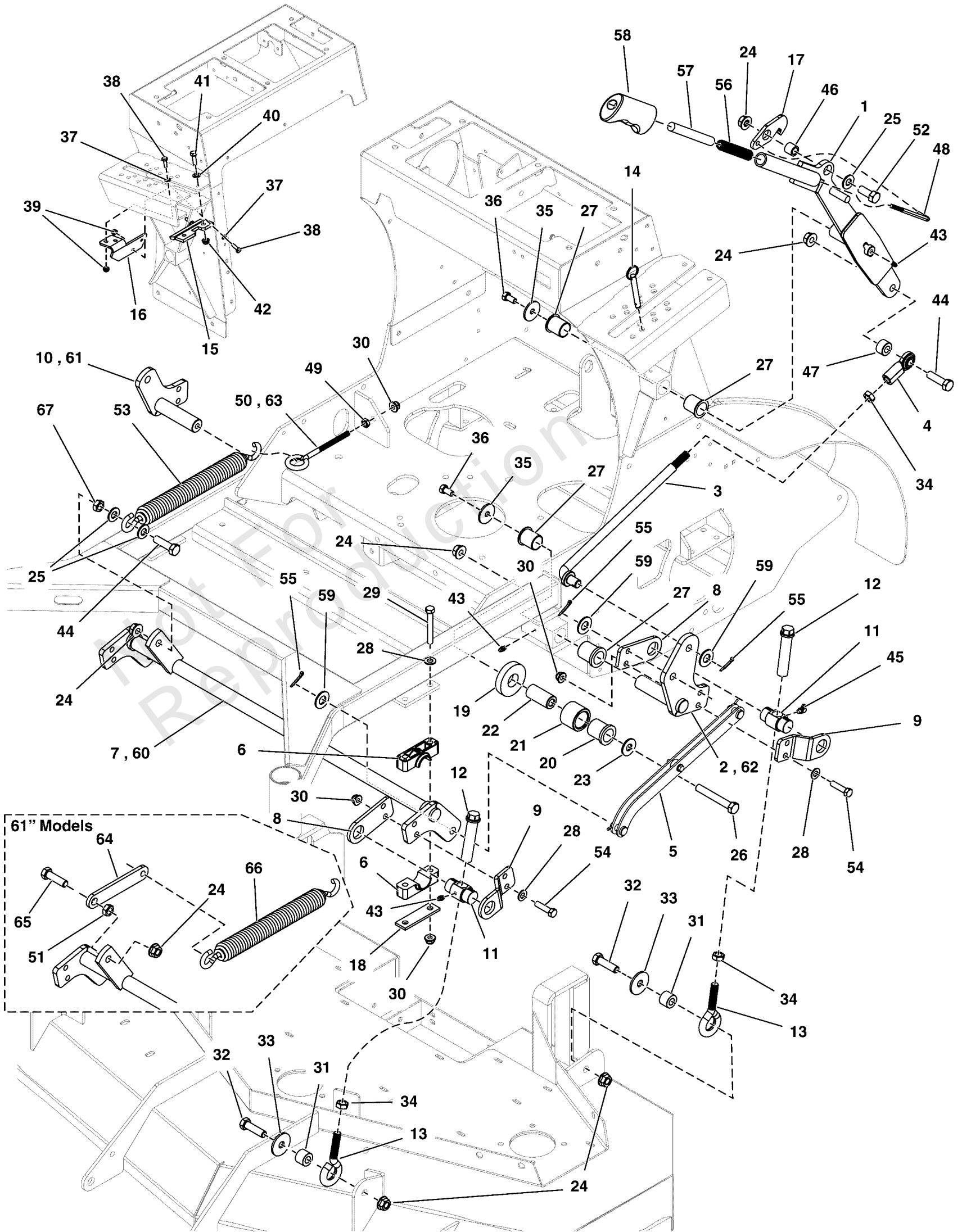
Decal Group - Safety & Operation

| REF NO | PART NO | QTY | DESCRIPTION |
|--------|-----------|-----|--|
| 1 | 5108214FS | 1 | DECAL, CUTTING HEIGHT |
| 2 | 84008405 | 1 | DECAL, Controls |
| 3 | 84008378 | 1 | DECAL, Danger |
| 4 | 5104269FS | 1 | DECAL -(Located on tower underneath deck lift box.) |
| 5 | 5108757FS | 1 | DECAL -(Located on battery box mount.) |
| 6 | 5104268FS | 2 | DECAL, INSTRUCTION -(Located by transmission release levers.) |
| 7 | 5103184YP | 2 | DECAL, WARNING, ENG -(Located on engine deck by transmission fans.) |
| 8 | 84007896 | 2 | DECAL, Danger, Cut Hand/Foot |
| 9 | 5061245SM | 1 | DECAL, PINCH POINT |
| 10 | 5109418FS | 1 | DECAL, WARNING/SAFETY |
| 11 | 5105181FS | 1 | DECAL, BELT & BLADE |
| 12 | 84003293 | 1 | LABEL -(Models w/ Remote Oil Tank Only) |
| 13 | 5108042FS | 1 | DECAL, CUTTING HEIGHT |
| 14 | 84008379 | 1 | DECAL, Warning/Safety |
| 15 | 5048970SM | 1 | DECAL, Ignition Switch |
| 16 | 84008406 | 1 | DECAL, Controls |

Deck Lift Group

Note: Unless noted otherwise, use the standard torque specifications

Mfg. No: 5902050



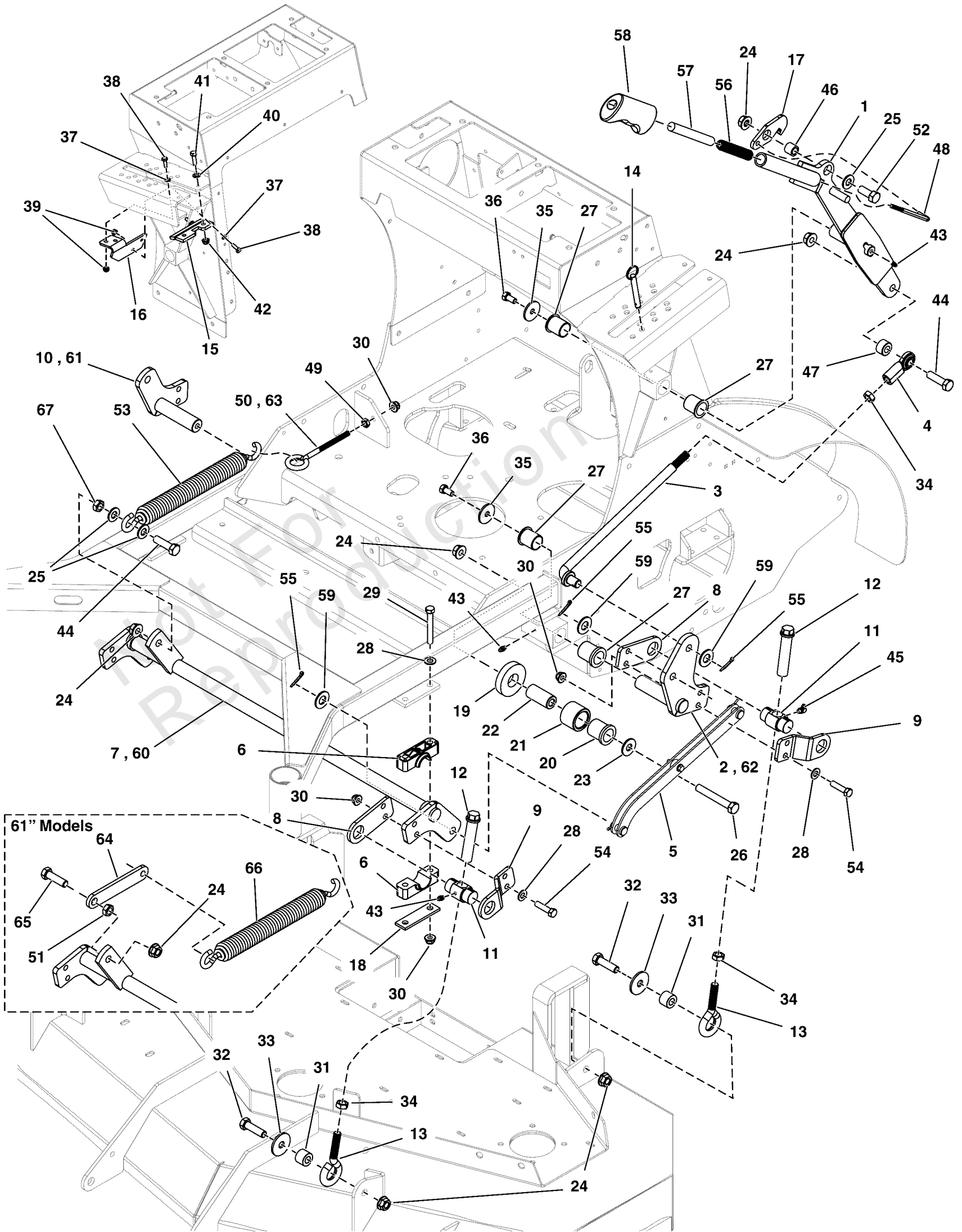
Deck Lift Group

| REF NO | PART NO | QTY | DESCRIPTION |
|--------|------------|-----|--|
| 1 | 5413616A | 1 | WELD, DECK LIFT, STAND ON - BLK |
| 2 | 5413614A | 1 | WELD, REAR DECK LIFT PIVOT, LH - BLK -(52" Models Only) |
| 3 | 5104547 | 1 | ROD, MAIN DECK LIFT, STAND-ON |
| 4 | 1702779 | 1 | JOINT-BALL .500-20 THD .500ID, CLR ZINC |
| 5 | ----- | 1 | Refer to: Deck Lift Group - Deck Timing Plates |
| 6 | 5100634 | 4 | PIVOT BLOCK, PLASTIC |
| 7 | 5413613A | 1 | WELD, SHAFT, DECK LIFT - BLK -(52" Models Only) |
| 8 | 5413900A | 4 | BRACKET, INNER TRUNION MNT - BLK |
| 9 | 5413899A | 4 | BRACKET, OUTER TRUNION MNT - BLK |
| 10 | 5414140A | 1 | WELD, RH REAR PIVOT, STAND ON - BLK -(52" Models Only) |
| 11 | 5104238 | 4 | PIVOT, DECK LIFT TRUNION, GREASABLE |
| 12 | 5109915FS | 4 | ADJUSTER, HEIGHT |
| 13 | 5025579 | 4 | EYE BOLT, 1/2-20 X 4.25, 1.88THRD, 1EYE, CZ |
| 14 | 5104610 | 1 | PIN, HITCH, 3/8" DIA X 2.5" EL, CZ |
| 15 | 5414171A | 1 | PLATE, LATCH GUIDE - BLK |
| 16 | 84008584 | 1 | PLATE, Support |
| 17 | 5414040A | 1 | PLATE, LATCH, PUSH BUTTON LIFT - BLK |
| 18 | 5403925A | 2 | PLATE, PIVOT BLOCK SUPPORT - BLK |
| 19 | 5061010 | 2 | WASHER, FRICTION |
| 20 | 5021541 | 2 | BUSHING, FLANGE |
| 21 | 5100731 | 2 | ROLLER, DECK HEIGHT |
| 22 | 5100732 | 2 | SPACER, .52 X 1.00 X 2.09 - SS |
| 23 | 5025150 | 2 | WASHER, 1/2" USSZ |
| 24 | 5025396 | 9 | NUT, Hex Flange, Nylock, 1/2-13 |
| 25 | 5025158 | 3 | WASHER, 1/2 SAE -(Qty: 1 - 61" Models) |
| 26 | 5025017X26 | 2 | BOLT, 1/2-13 X 3-1/4, HEX HD, GD5, CZ (SV) |
| 27 | 5023343 | 6 | BUSHING, 1.00 X 1.13 X 1.38, Plastic |
| 28 | 5025156 | 12 | WASHER, 3/8 SAE |
| 29 | 5025013X22 | 4 | BOLT, 3/8-16 X 2-3/4" GD5 CZ |
| 30 | 5025394 | 13 | NUT, 3/8 - 16 HEX NYLOCK FLANGE |
| 31 | 5045178 | 4 | SPACER, .52 X 1.00 X .75, CZ |
| 32 | 5025017X14 | 4 | BOLT, 1/2-13 X 1-3/4 GD5 CZ |
| 33 | 5103282 | 4 | WASHER, .52 X 1.75 X .14, CZ |
| 34 | 5025089 | 5 | NUT, 1/2-20 Hex Jam |
| 35 | 5100548 | 3 | WASHER, .390 X 1.50 X .109, YZ |
| 36 | 5025443 | 3 | BOLT, 3/8-16 X 3/4, PLT W/PATCH |
| 37 | 5025154 | 4 | WASHER, 1/4 SAE |
| 38 | 5025010X6 | 4 | BOLT, 1/4"-20 X 3/4" GD5 YZ |
| 39 | 5025391 | 4 | NUT, 1/4-20 Hex Nylock Flange |
| 40 | 5025155 | 2 | WASHER, 5/16" SAE |
| 41 | 5025011X8 | 2 | BOLT, 5/16-18 X 1" GRD5 YZ |
| 42 | 5025392 | 2 | NUT, 5/16-18 HEX NYLOCK FLANGE NUT |
| 43 | 5020095 | 5 | GREASE FITTING, 1/4-28 Straight |
| 44 | 5025017X18 | 2 | BOLT, 1/2-13 X 2-1/4" GD5 CZ -(Qty: 1 - 61" Models) |
| 45 | 5025447 | 2 | GREASE FITTING, 1/4-28 STRAIGHT, 90 DEGREE |
| 46 | 5048049 | 1 | SPACER, .50 X .75 X .66, CZ |
| 47 | 5101161 | 1 | SPACER, .52 X 1.00 X .63, YZ |
| 48 | 5105322 | 1 | ROD, DECK LIFT LATCH |

Deck Lift Group

Note: Unless noted otherwise, use the standard torque specifications

Mfg. No: 5902050



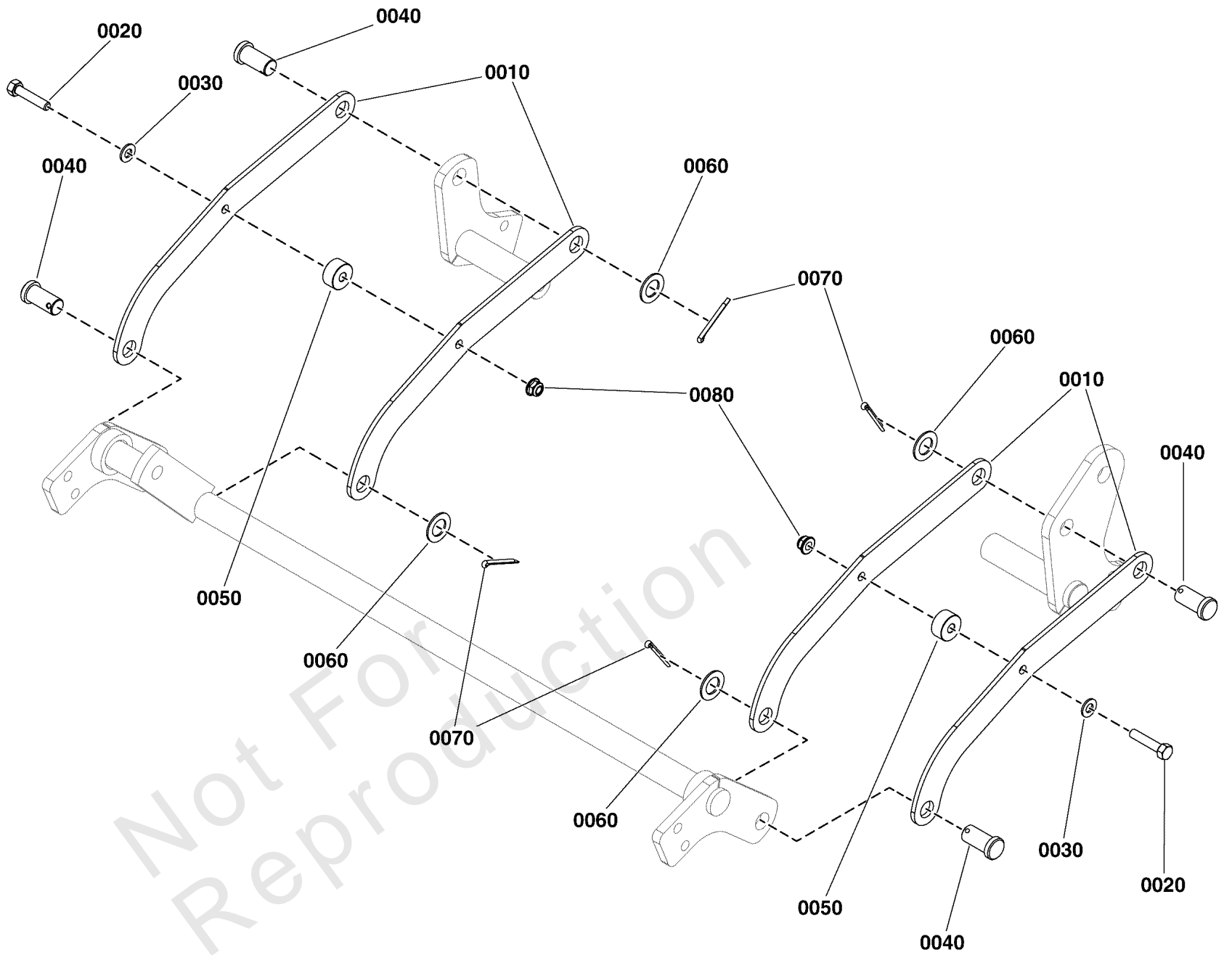
Deck Lift Group

| REF NO | PART NO | QTY | DESCRIPTION |
|--------|------------|-----|--|
| 49 | 5025084 | 1 | NUT, 3/8-16 HEX JAM |
| 50 | 5021812 | 1 | EYE BOLT, 3/8-16 X 6, 3THRD, 1EYE, CZ -(52" Models Only) |
| 51 | 5025301 | 1 | NUT, Hex, Jam, 1/2-13 -(52" Models Only) |
| 52 | 5025017X12 | 1 | BOLT, 1/2-13 X 1-1/2 GD5 CZ |
| 53 | 5023392 | 1 | SPRING-EXT, 1.393 ODX13.25LGX.218WR, BLK -(52" Models Only) |
| 54 | 5025013X12 | 8 | BOLT, 3/8-16 X 1-1/2" GD5 CZ |
| 55 | 5025203X10 | 5 | PIN, COTTER, 1/8 X 1-1/4 |
| 56 | 1723321 | 1 | SPRING-COMP 0.715ODX 03.85 LG |
| 57 | 5105323 | 1 | BUTTON, PUSH, DECK LIFT, THREADED |
| 58 | 1722291 | 1 | GRIP,LIFT LEVER |
| 59 | 5025281 | 5 | WASHER, 5/8" SAE |
| 60 | 5414297A | 1 | WELD, SHAFT, DECK LIFT - BLK -(61" Models Only) |
| 61 | 5414294A | 1 | WELD, RH REAR PIVOT, SRSZ2-61 - BLK -(61" Models Only) |
| 62 | 5414293A | 1 | WELD, LH REAR PIVOT, SRSZ2-61 - BLK -(61" Models Only) |
| 63 | 5102118 | 1 | EYE BOLT, 3/8-16 X 6.88, 3THRD, 1EYE -(61" Models Only) |
| 64 | 5414724A | 1 | PLATE, SPRING LINK, SRS Z2, 61 - BLK -(61" Models Only) |
| 65 | 5025017X16 | 1 | BOLT, 1/2-13 X 2" GD5 CZ -(61" Models Only) |
| 66 | 5104166 | 1 | SPRING, EXT, 1.5ODX12.25X.234WIRE BLK -(61" Models Only) |
| 67 | 5025038 | 1 | NUT, 1/2-13 HEX, YZ -(52" Models Only) |

Deck Lift Group - Deck Timing Plates

Note: Unless noted otherwise, use the standard torque specifications

Mfg. No: 5902050



Not For
Reproduction

Deck Lift Group - Deck Timing Plates

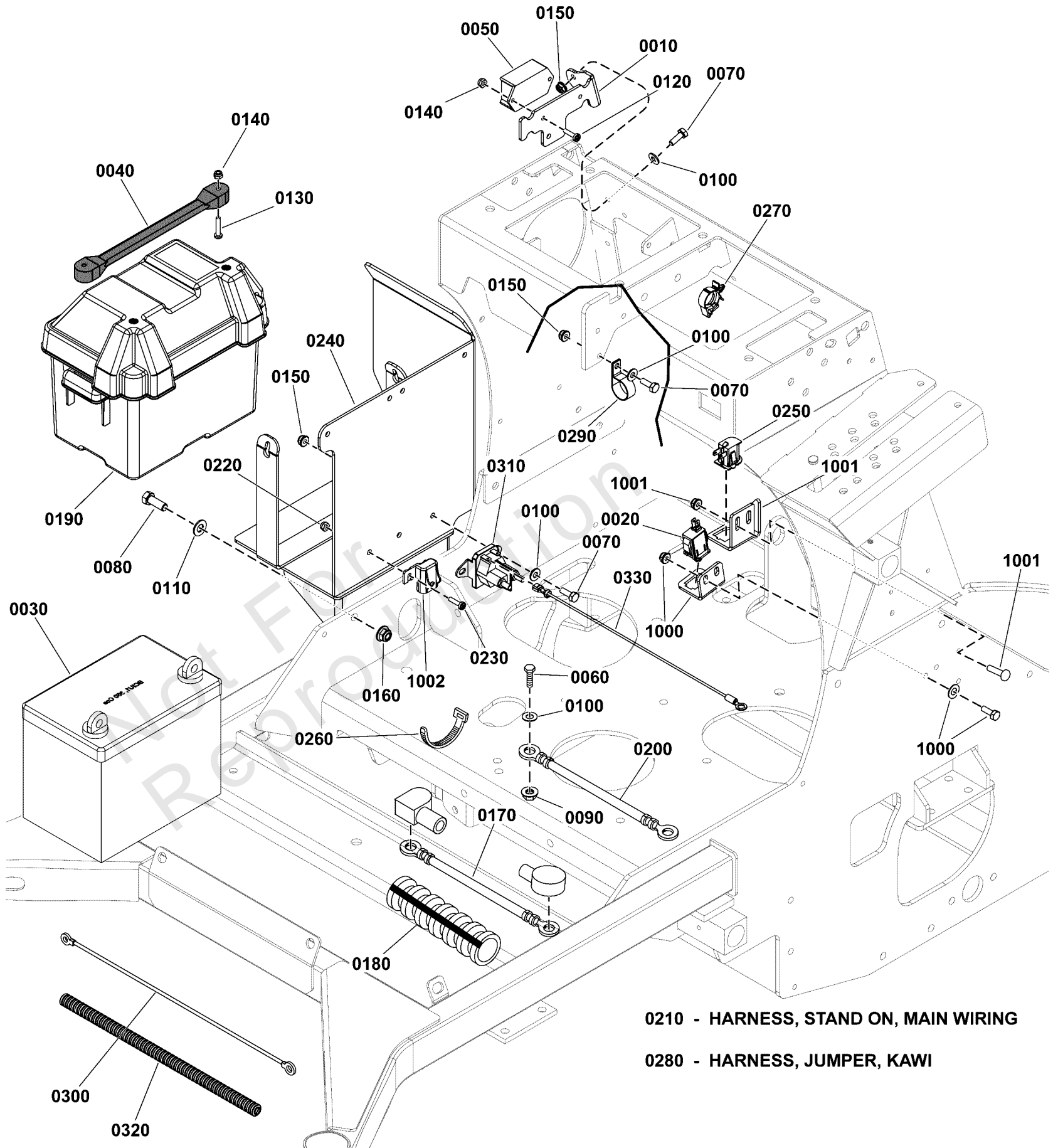
| REF NO | PART NO | QTY | DESCRIPTION |
|--------|------------|-----|--|
| 0010 | 5419927 | 4 | PLATE, DECK TIMING, SRSZ2-52 |
| 0020 | 5025011X12 | 2 | BOLT, 5/16-18 X 1-1/2" GD5 YZ |
| 0030 | 5025155 | 2 | WASHER, 5/16" SAE |
| 0040 | 5108146 | 4 | PIN, CLEVIS, 5/8 X 1-1/4, CZ |
| 0050 | 5108344 | 2 | SPACER, .33 X 1.00 X .500, CZ |
| 0060 | 80004619 | 4 | WASHER 0.656IDX1.120ODX0.11THK SPCL ZC/C |
| 0070 | 5025203X10 | 4 | PIN, COTTER, 1/8 X 1-1/4 |
| 0080 | 5025392 | 2 | NUT, 5/16-18 HEX NYLOCK FLANGE NUT |

Not For Reproduction

Electrical Group

Note: Unless noted otherwise, use the standard torque specifications

Mfg. No: 5902050



Electrical Group

| REF NO | PART NO | QTY | DESCRIPTION |
|--------|------------|-----|---------------------------------------|
| 0010 | 5415529AA | 1 | PLATE, WIRE GUIDE / TDM MOUNT - BLK |
| 0020 | 5109174 | 1 | SWITCH, PLUNGER, NO, BLACK, DELTA |
| 0030 | ----- | 1 | BATTERY, 11U1L, 350 CCA |
| 0040 | 5021670 | 1 | STRAP, RUBBER |
| 0050 | 5104879 | 1 | MODULE, TIME DELAY, NO DIODE |
| 0060 | ----- | 2 | HHCS, 1/4-20 X 0.625, GR5, ZINC/CLEAR |
| 0070 | 5025010X6 | 4 | BOLT, 1/4"-20 X 3/4" GD5 YZ |
| 0080 | 5025013X8 | 2 | BOLT, 3/8-16 X 1" GD5 CZ |
| 0090 | 5025126 | 2 | NUT, 1/4-20 HEX SERR. FLANGE |
| 0100 | 5025154 | 6 | WASHER, 1/4 SAE |
| 0110 | 5025156 | 2 | WASHER, 3/8 SAE |
| 0120 | 5025179X6 | 2 | SCREW, #10-24 X 3/4" ROUND PHILLIPS |
| 0130 | 5025270 | 2 | SCREW, #10-24 X 1 RS, CZ |
| 0140 | 5025271 | 4 | NUT, Hex, Nylon Lock, #10-24 |
| 0150 | 5025391 | 4 | NUT, 1/4-20 Hex Nylock Flange |
| 0160 | 5025394 | 2 | NUT, 3/8 - 16 HEX NYLOCK FLANGE |
| 0170 | 5021405 | 1 | BATTERY CABLE, POS, 22, 1/4-5/16 |
| 0180 | 5050927X19 | 1 | WIRE LOOM, 3/8 ID X 19 IN |
| 0190 | 5100688 | 1 | BATTERY BOX, W/ DRAIN HOLE |
| 0200 | 5021406 | 1 | BATTERY CABLE, NEG, 22, 1/4-5/16 |
| 0210 | 5105537 | 1 | HARNESS, Wiring, Stand-On ZTR |
| 0220 | 5025271 | 2 | NUT, Hex, Nylon Lock, #10-24 |
| 0230 | 5025179X6 | 2 | SCREW, #10-24 X 3/4" ROUND PHILLIPS |
| 0240 | 5413617B | 1 | WELD, BATTERY BOX, STAND ON - RED |
| 0250 | 1732004 | 1 | SWITCH, Push Button, NO, Black |
| 0260 | 5021029 | 3 | TIE, SELF-LOCKING, 12" |
| 0270 | 5104705 | 5 | ROSEBUD LOOM CLIP |
| 0280 | 5104811 | 1 | WIRE HARNESS, JUMPER, KAWI |
| 0290 | 5021500 | 2 | CLAMP, VINYL INSULATED, 1.00 |
| 0300 | 5048756 | 1 | CABLE, #6 X 15" LONG, RING TERMINAL |
| 0310 | 1755382 | 1 | SOLENOID, STD-BRACKET, 2-SPADE |
| 0320 | 5050927X13 | 1 | WIRE LOOM, 3/8 ID X 13 IN |
| 0330 | 5422251 | 1 | WIRE, GROUND STRAP ASSEM. |
| 1000 | ----- | 1 | Refer to: Parking Brake Group |
| 1001 | ----- | 1 | Refer to: Operator Compartment Group |
| 1002 | ----- | 1 | PART OF WIRE HARNESS |

Electrical Schematic - Charging Circuit

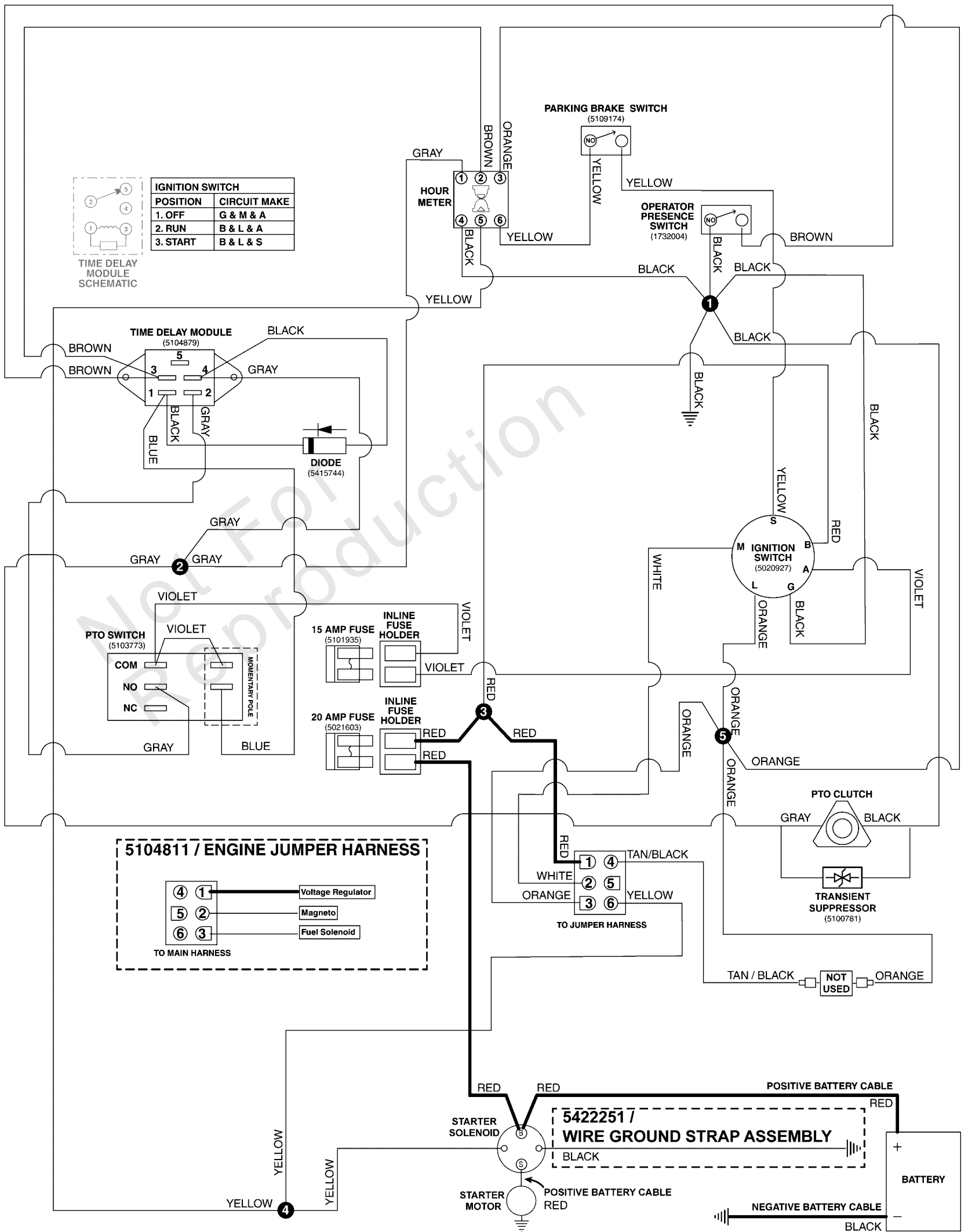
Note: Unless noted otherwise, use the standard torque specifications

Mfg. No: 5902050

5105537 / SRS MAIN WIRE HARNESS - KAWASAKI FT730V ENGINES

5105537G

(If internal schematic of the switch is not shown, the image of the switch represents the back view of the connector as it is connected to the switch.)



Electrical Schematic - Charging Circuit

| REF NO | PART NO | QTY | DESCRIPTION |
|---------------|----------------|------------|-------------------------------|
| 5105537 | 5105537 | 1 | HARNESS, Wiring, Stand-On ZTR |
| 5104811 | 5104811 | 1 | WIRE HARNESS, JUMPER, KAWI |
| 5422251 | 5422251 | 1 | WIRE, GROUND STRAP ASSEM. |

Not For Reproduction

Electrical Schematic - Cranking Circuit

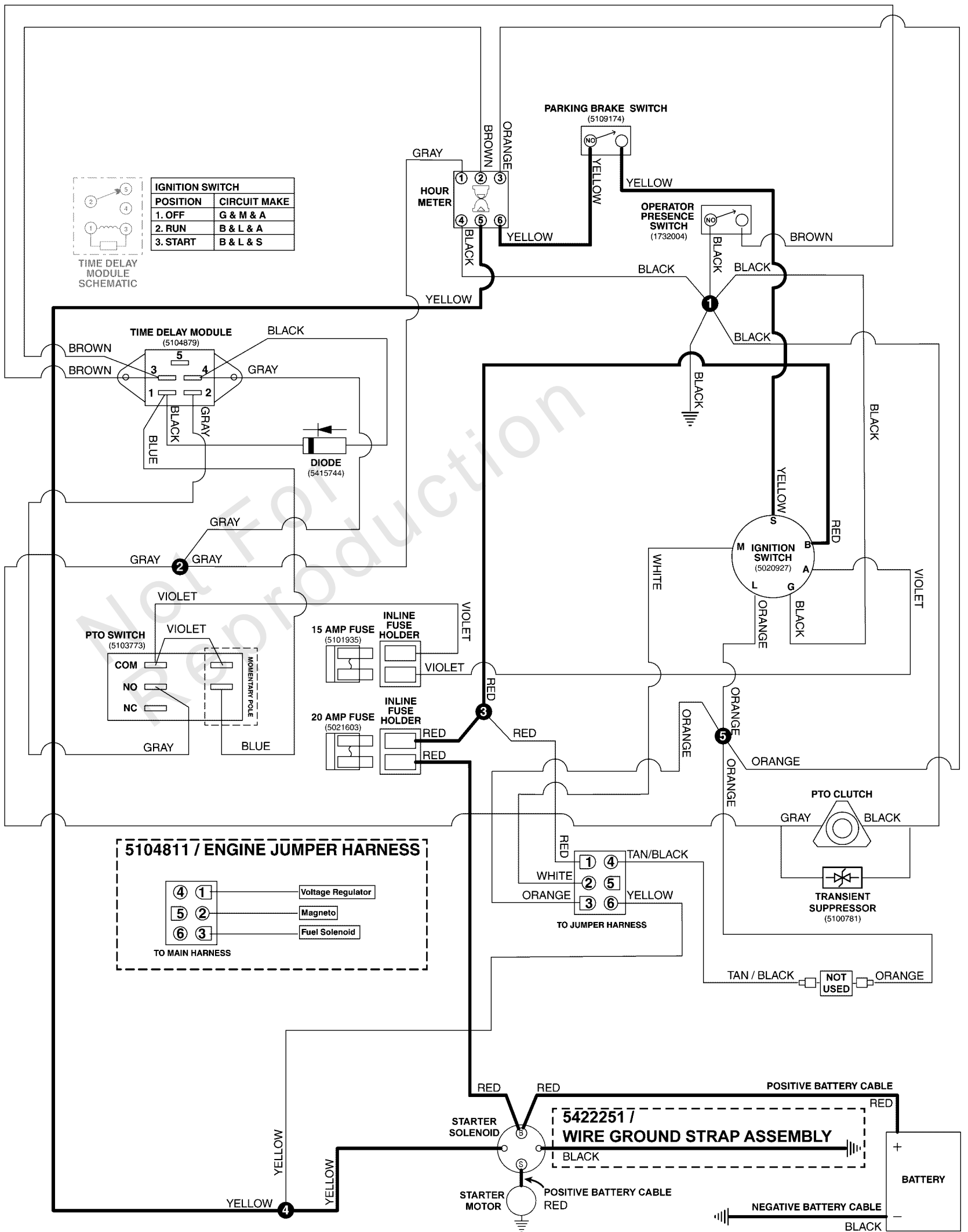
Note: Unless noted otherwise, use the standard torque specifications

Mfg. No: 5902050

5105537 / SRS MAIN WIRE HARNESS - KAWASAKI FT730V ENGINES

5105537G

(If internal schematic of the switch is not shown, the image of the switch represents the back view of the connector as it is connected to the switch.)



Electrical Schematic - Cranking Circuit

| REF NO | PART NO | QTY | DESCRIPTION |
|---------|---------|-----|-------------------------------|
| 5105537 | 5105537 | 1 | HARNESS, Wiring, Stand-On ZTR |
| 5104811 | 5104811 | 1 | WIRE HARNESS, JUMPER, KAWI |
| 5422251 | 5422251 | 1 | WIRE, GROUND STRAP ASSEM. |

Not For Reproduction

Electrical Schematic - Ignition Grounding Circuit

| REF NO | PART NO | QTY | DESCRIPTION |
|---------------|----------------|------------|-------------------------------|
| 5105537 | 5105537 | 1 | HARNESS, Wiring, Stand-On ZTR |
| 5104811 | 5104811 | 1 | WIRE HARNESS, JUMPER, KAWI |
| 5422251 | 5422251 | 1 | WIRE, GROUND STRAP ASSEM. |

Not For Reproduction

Electrical Schematic - PTO Op. Pres. Circuit

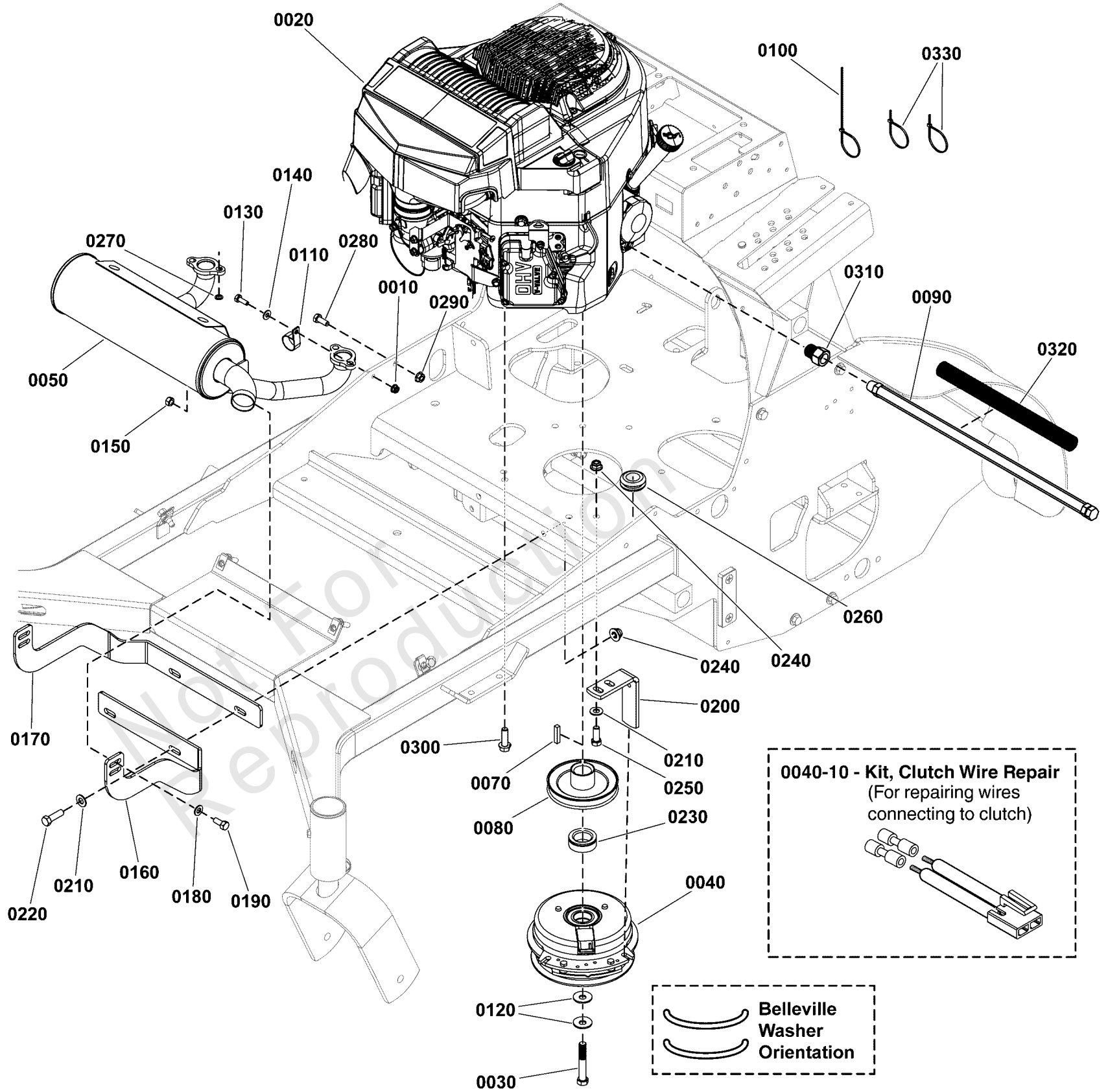
| REF NO | PART NO | QTY | DESCRIPTION |
|---------|---------|-----|-------------------------------|
| 5105537 | 5105537 | 1 | HARNESS, Wiring, Stand-On ZTR |
| 5104811 | 5104811 | 1 | WIRE HARNESS, JUMPER, KAWI |
| 5422251 | 5422251 | 1 | WIRE, GROUND STRAP ASSEM. |

Not For Reproduction

Engine and PTO Group - Kawasaki

Note: Unless noted otherwise, use the standard torque specifications

Mfg. No: 5902050



Engine and PTO Group - Kawasaki

| REF NO | PART NO | QTY | DESCRIPTION |
|---------|------------|-----|---|
| 0010 | 5025391 | 1 | NUT, 1/4-20 Hex Nylock Flange |
| 0020 | ----- | 1 | ENGINE, KAWASAKI, FT730V-AS08-S -(Refer to Note: *) |
| 0030 | 5102865 | 1 | BOLT, CRANKSHAFT, 7/16 X 2-3/4, PATCH, CZ -(Torque crankshaft mounting bolts to 65 ft-lbs (88 Nm)) |
| 0040 | 5105090 | 1 | CLUTCH WARNER 200 FT-LB 1.13 X 6.323 |
| 0040-10 | 5600575 | 1 | KIT, CLUTCH WIRE REPAIR |
| 0050 | 5104163 | 1 | MUFFLER, HORIZONTAL, KAWASAKI |
| 0070 | 5050407X10 | 1 | KEY, 1/4" SQ. X 1-1/4 |
| 0080 | 5104553 | 1 | PULLEY, CRANKSHAFT, 1.1255 ID X 4.50 OD |
| 0090 | 5102781 | 1 | HOSE, OIL DRAIN |
| 0100 | 5101492 | 1 | TIE, SELF-LOCKING, 24" |
| 0110 | 5021500 | 1 | CLAMP, VINYL INSULATED, 1.00 |
| 0120 | 5025585 | 2 | BELLEVILLE WASHER, 1.1875 X .442 X .098 |
| 0130 | 5025010X6 | 1 | BOLT, 1/4"-20 X 3/4" GD5 YZ |
| 0140 | 5025154 | 1 | WASHER, 1/4 SAE |
| 0150 | 80003675 | 2 | NUT, 5/16-1/8, HEX, CNTR LK, ZINC PHOS/OIL |
| 0160 | 5414167AA | 1 | PLATE, EXHAUST BRACKET LH - BLK |
| 0170 | 5414168AA | 1 | PLATE, EXHAUST BRACKET RH - BLK |
| 0180 | 5025155 | 2 | WASHER, 5/16" SAE |
| 0190 | 5025011X6 | 2 | BOLT, 5/16-18 X 3/4 GD5 |
| 0200 | 5404967AA | 1 | ANCHOR, CLUTCH - BLK |
| 0210 | 5025156 | 3 | WASHER, 3/8 SAE |
| 0220 | 5025013X10 | 2 | BOLT, 3/8-16 X 1-1/4" GD5 CZ |
| 0230 | 5042928 | 1 | SPACER, 1.13 X 1.75 X .63 |
| 0240 | 5025394 | 3 | NUT, 3/8 - 16 HEX NYLOCK FLANGE |
| 0250 | 5025013X8 | 1 | BOLT, 3/8-16 X 1" GD5 CZ |
| 0260 | 5103944 | 1 | GROMMET, 7/8"ID, 1/4" THICK STK |
| 0270 | 5023217 | 4 | WASHER, Light Lock, 5/16 |
| 0280 | 5025249 | 1 | BOLT, M8-1.25 X 20 MM GD 8.8 |
| 0290 | 5025355 | 1 | NUT, M8-1.25 Hex Serrated Flange |
| 0300 | 5025640 | 4 | BOLT, 3/8-16X1-1/4 SF, GD8, PHOS, SER HD -(Torque engine mounting bolts to 17 ft-lbs (23 Nm)) |
| 0310 | 5022234 | 1 | ADAPTER, Oil Drain |
| 0320 | 5050862X12 | 1 | WIRE LOOM, 3/4 ID X 12 IN |
| 0330 | 5021030 | 2 | TIE, SELF-LOCKING, 6" |

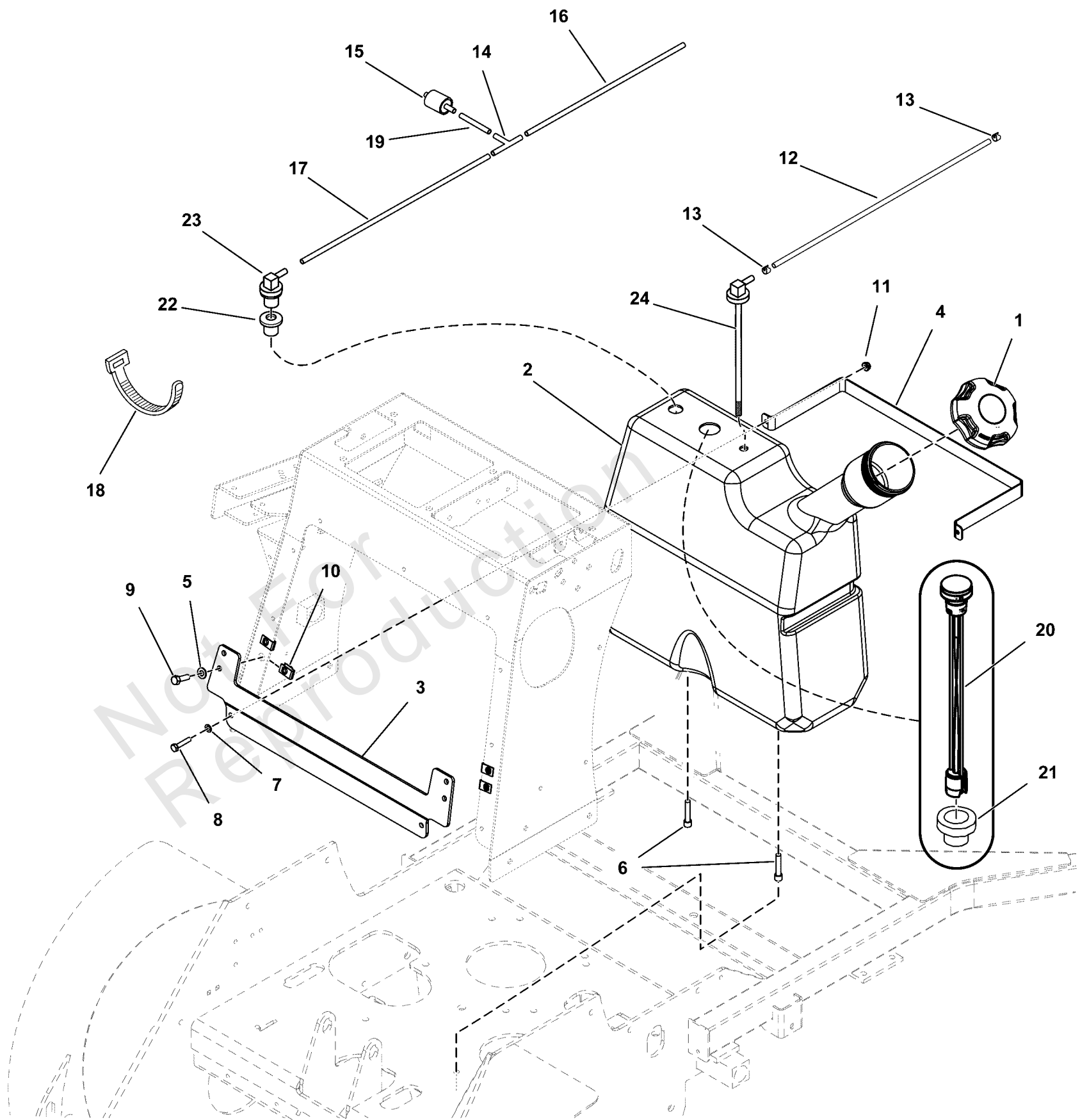
Footnotes:

*Note: Refer to Engine Manufacturer for engine service parts.)

Fuel Tank and Mount, Fuel Supply, and Evap Group

Note: Unless noted otherwise, use the standard torque specifications

Mfg. No: 5902050



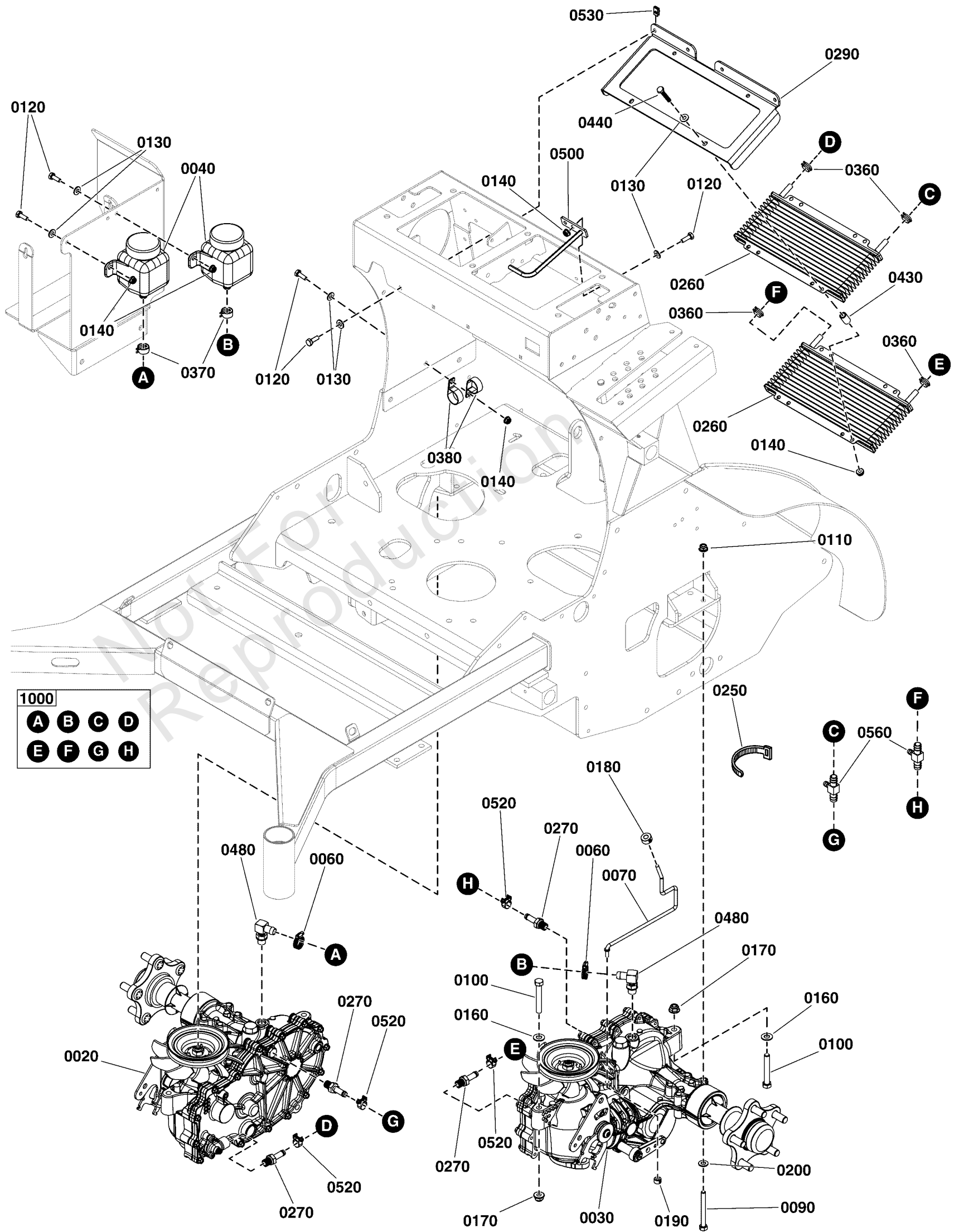
Fuel Tank and Mount, Fuel Supply, and Evap Group

| REF NO | PART NO | QTY | DESCRIPTION |
|--------|------------|-----|---|
| 1 | 5104686 | 1 | FUEL CAP, 3.25", MANAGED VENT, 16" TETHER |
| 2 | 5104781 | 1 | TANK, FUEL, STAND -ON, 7.75 GALLON |
| 3 | 5414648AA | 1 | PLATE, SRS Z2 TANK MOUNT, 7.75GAL - BLK |
| 4 | 5414649AA | 1 | STRAP, FUEL TANK, STAND ON - BLK |
| 5 | 5025155 | 4 | WASHER, 5/16" SAE |
| 6 | 84008512 | 2 | SCREW, SOC HD, 5/16-18 X 1/2 |
| 7 | 5025154 | 2 | WASHER, 1/4 SAE |
| 8 | 5025010X8 | 2 | BOLT, 1/4-20 X 1" GD5 CZ |
| 9 | 5025011X8 | 4 | BOLT, 5/16-18 X 1" GRD5 YZ |
| 10 | 5022308 | 4 | BODY CLIP, 5/16-18-7GA MATERIAL |
| 11 | 5025391 | 2 | NUT, 1/4-20 Hex Nylock Flange |
| 12 | 5050831X7 | 1 | 1/4" Fuel Line, 7" Long |
| 13 | 93807 | 2 | CLAMP, Hose |
| 14 | 5103062 | 1 | FITTING, 3/16" TEE, BARB TYPE, HDPE |
| 15 | 80025019 | 1 | FILTER, FUEL |
| 16 | 7700552X15 | 1 | HOSE, VAPOR, 5MM ID, 15.00 LG |
| 17 | 7700552X19 | 1 | HOSE, VAPOR, 5MM ID, 19.00 LG |
| 18 | 5021030 | 5 | TIE, SELF-LOCKING, 6" |
| 19 | 7700552X2 | 1 | HOSE, VAPOR, 5MM ID, 2.00 LG |
| 20 | 5104785 | 1 | GAUGE, FUEL LEVEL, 17.0" |
| 21 | 80089102 | 1 | GROMMET, FUEL GAUGE |
| 22 | 209043 | 1 | GROMMET (SV) |
| 23 | 770046 | 1 | REMOTE VENT ASSEMBLY |
| 24 | 5104783 | 1 | PICKUP TUBE ASM, FUEL TANK, 16.50" |

Hydraulic Group

Note: Unless noted otherwise, use the standard torque specifications

Mfg. No: 5902050



Hydraulic Group

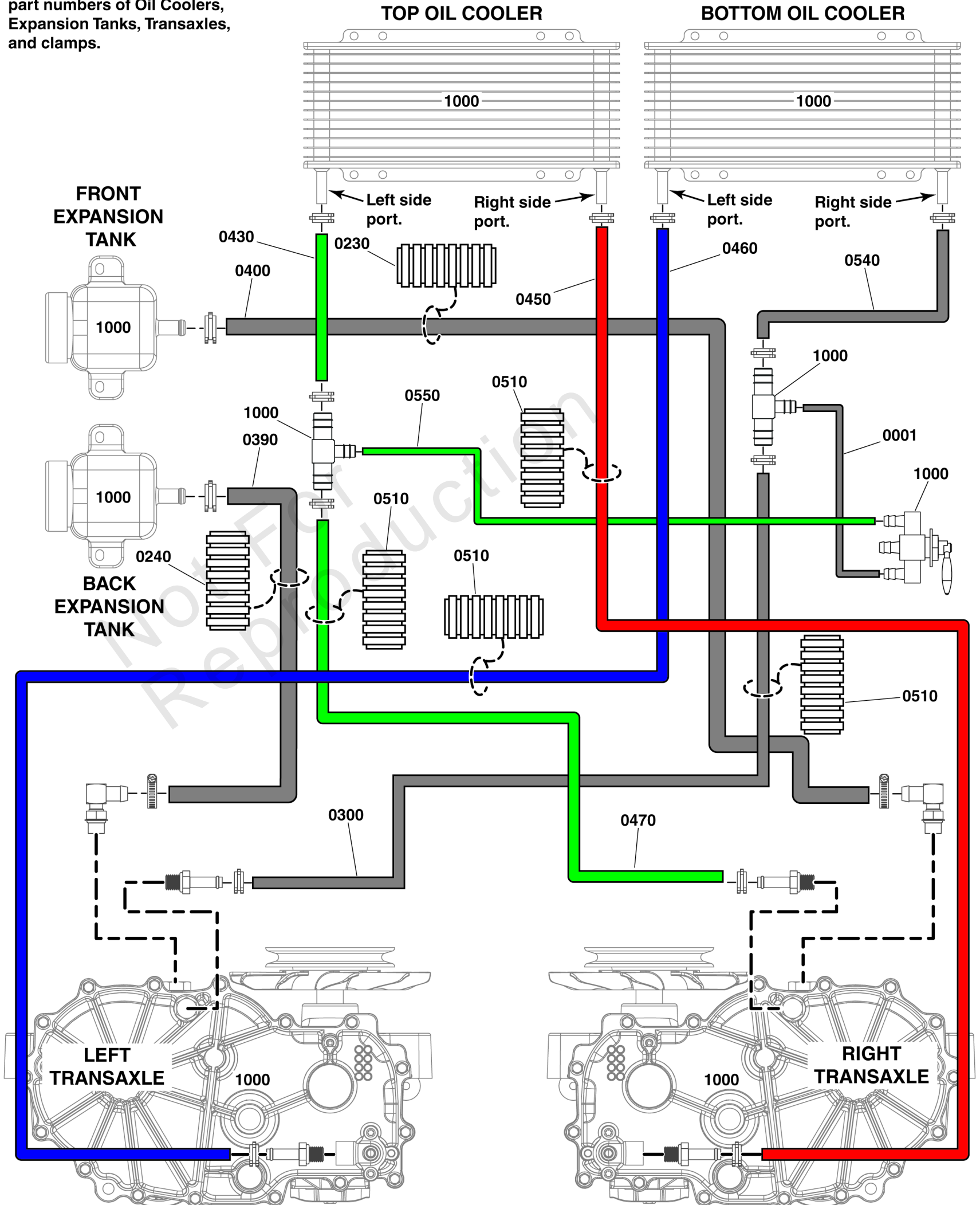
| REF NO | PART NO | QTY | DESCRIPTION |
|---------|------------|-----|--|
| 0020 | 84008565 | 1 | TRANSAXLE |
| 0030 | 84008566 | 1 | TRANSAXLE |
| 0040 | 5100473 | 2 | RESERVOIR, HYDRO OIL, 350 ML -(Includes item #0040-10) |
| 0040-10 | 5100778X1 | 2 | RESERVIOR CAP -(Not illustrated) |
| 0060 | 5021392 | 2 | CLAMP, #6 HOSE, STAINLESS |
| 0070 | 5104598 | 2 | ROD, HYDRO RELEASE, STAND ON |
| 0090 | 5025011X24 | 4 | BOLT, 5/16-18 X 3" GD5 YZ -(Torque transmission mounting bolts to 17-22 ft-lbs (23-30 Nm)) |
| 0100 | 5025013X20 | 4 | BOLT, 3/8-16 X 2-1/2" GD5 CZ -(Torque transmission mounting bolts to 30-35 ft-lbs (41-47 Nm)) |
| 0110 | 5025392 | 4 | NUT, 5/16-18 HEX NYLOCK FLANGE NUT |
| 0120 | 5025010X6 | 11 | BOLT, 1/4"-20 X 3/4" GD5 YZ |
| 0130 | 5025154 | 15 | WASHER, 1/4 SAE |
| 0140 | 5025391 | 11 | NUT, 1/4-20 Hex Nylock Flange |
| 0160 | 5025156 | 4 | WASHER, 3/8 SAE |
| 0170 | 5025394 | 4 | NUT, 3/8 - 16 HEX NYLOCK FLANGE |
| 0180 | 5020047 | 2 | COLLAR, 5/16" Set |
| 0190 | 5022481 | 2 | COLLAR, Set, 1/4" |
| 0200 | 5025155 | 4 | WASHER, 5/16" SAE |
| 0250 | 5021030 | 12 | TIE, SELF-LOCKING, 6" |
| 0260 | 5101721 | 2 | OIL COOLER, .75 X 11.0 X 24 PLATES |
| 0270 | 5108692 | 4 | FITTING, STR 3/8 BARB - 9/16 O-RING |
| 0290 | 5419988AA | 1 | COOLER MOUNT, SRSZ2 - BLK |
| 0360 | 5023268 | 8 | CLAMP, Hose |
| 0370 | 5025474 | 2 | CLAMP, HOSE, .75 FREE DIA. |
| 0380 | 5021500 | 2 | CLAMP, VINYL INSULATED, 1.00 |
| 0430 | 5103660 | 4 | SPACER, .32 X .50 X .83, CZ |
| 0440 | 5025010X12 | 4 | BOLT, 1/4-20 X 1-1/2 GD5 CZ |
| 0480 | 5100370 | 2 | FITTING, 9/16 O-RING-1/2" HOSE, 90 DEG |
| 0500 | 5108543 | 1 | KEEPER, COOLER HOSE, SRS-Z2 |
| 0520 | 5108736 | 4 | CLAMP, HOSE, 5/8", FI TYPE |
| 0530 | 5022665 | 4 | BODY CLIP, 1/4-20 X 1/2" DEEP |
| 0560 | 5108746 | 2 | FITTING, TEE, HOSE, 3/8-3/8-1/4 |
| 1000 | ----- | 1 | Refer to: Hydraulic Group - Hoses and Loom |

Hydraulic Group - Hoses & Loom

Note: Unless noted otherwise, use the standard torque specifications

Mfg. No: 5902050

See Hydraulic Group for part numbers of Oil Coolers, Expansion Tanks, Transaxles, and clamps.



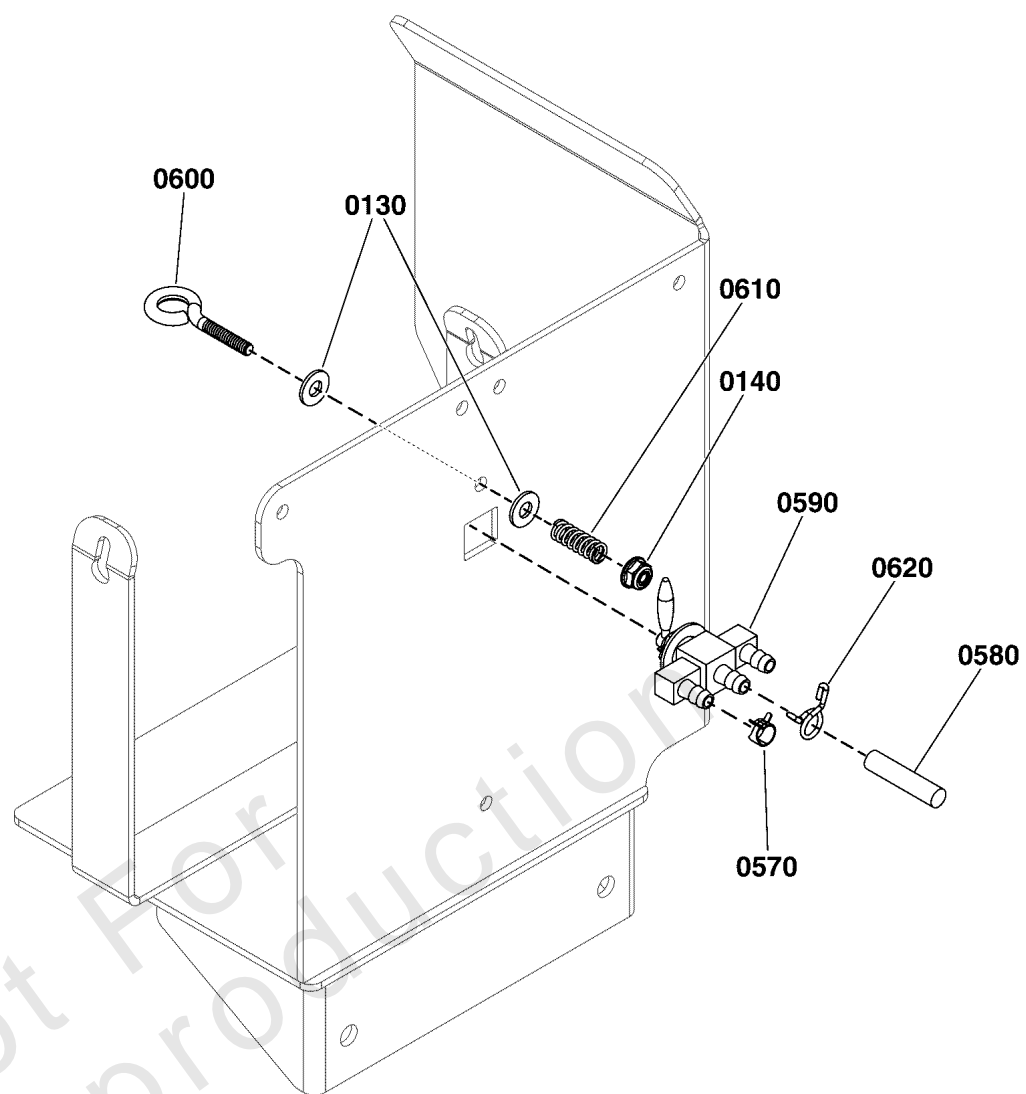
Hydraulic Group - Hoses & Loom

| REF NO | PART NO | QTY | DESCRIPTION |
|--------|--------------|-----|--|
| 0001 | 84008549 | 1 | HOSE, Hydraulic, 1/4 X 13", Green -(Grey) |
| 0230 | 5100384X18 | 1 | LOOM, CONVOLUTED SPLIT, 1 ID - 18 LONG |
| 0240 | 5100384X24 | 1 | LOOM, CONVOLUTED SPLIT, 1 ID - 24 LONG |
| 0300 | 5050860X37 | 1 | HOSE, 3/8" PUSH-LOCK, 37.00" -(Grey)(Routes through opening in right side of frame.) |
| 0390 | 5050857X36 | 1 | HOSE, 1/2" PUSH-ON, 36.00" -(Grey)(Routes through opening in right side of frame.) |
| 0400 | 5050857X33P5 | 1 | HOSE, 1/2" PUSH-ON, 33.50" -(Grey)(Routes through opening in right side of frame.) |
| 0430 | 84008550 | 1 | HOSE, Hydraulic, 3/8 X 2.50", Green -(Green) |
| 0450 | 5108539X46 | 1 | HOSE, 3/8" PUSH-LOCK, RED 46.00 -(Red)(Routes through opening in right side of frame.) |
| 0460 | 5108540X47 | 1 | HOSE, 3/8" PUSH-LOCK, BLUE 47.00 -(Blue)(Routes through opening in left side of frame.) |
| 0470 | 5108541X42 | 1 | HOSE, 3/8" PUSH-LOCK, GREEN 42 -(Green)(Routes through opening in left side of frame.) |
| 0510 | 5050861X28 | 4 | WIRE LOOM, 5/8 ID X 28 IN |
| 0540 | 84008551 | 1 | HOSE, Hydraulic, 3/8 X 5.00", Gray -(Grey) |
| 0550 | 5108747X20P5 | 1 | HOSE, 1/4" PUSH-LOCK, GREEN 20.5 -(Green) |
| 1000 | ---- | 0 | Refer to: Hydraulic Group |

Hydraulic Group - Transaxle Service Valve

Note: Unless noted otherwise, use the standard torque specifications

Mfg. No: 5902050



Not For
Reproduction

Hydraulic Group - Transaxle Service Valve

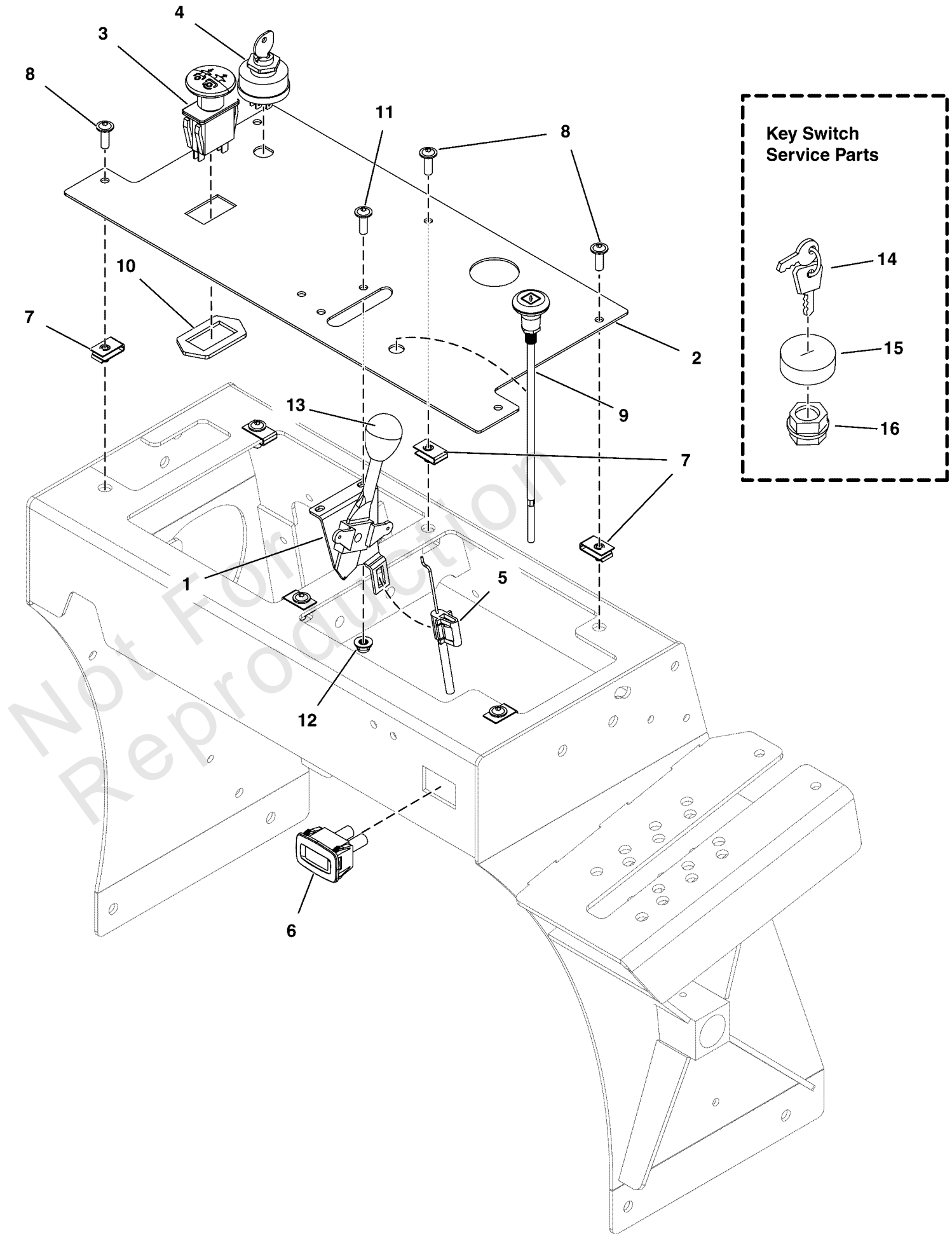
| REF NO | PART NO | QTY | DESCRIPTION |
|--------|---------|-----|---|
| 0130 | 5025154 | 2 | WASHER, 1/4 SAE |
| 0140 | 5025391 | 1 | NUT, 1/4-20 Hex Nylock Flange |
| 0570 | 93807 | 4 | CLAMP, Hose |
| 0580 | 847378 | 1 | CAP, DUST |
| 0590 | 5023358 | 1 | VALVE, FUEL STRAIGHT, OUTLET |
| 0600 | 5022205 | 1 | EYE BOLT, 1/4-20 X 2.5, 1THRD, .5EYE,CZ |
| 0610 | 5108754 | 1 | SPRING, COMP, .261 ID X .5 OD X 1" LG |
| 0620 | 5108765 | 1 | CLAMP, HOSE, VALVE BOOT |

Not For Reproduction

Instrument Control Panel Group

Note: Unless noted otherwise, use the standard torque specifications

Mfg. No: 5902050



Instrument Control Panel Group

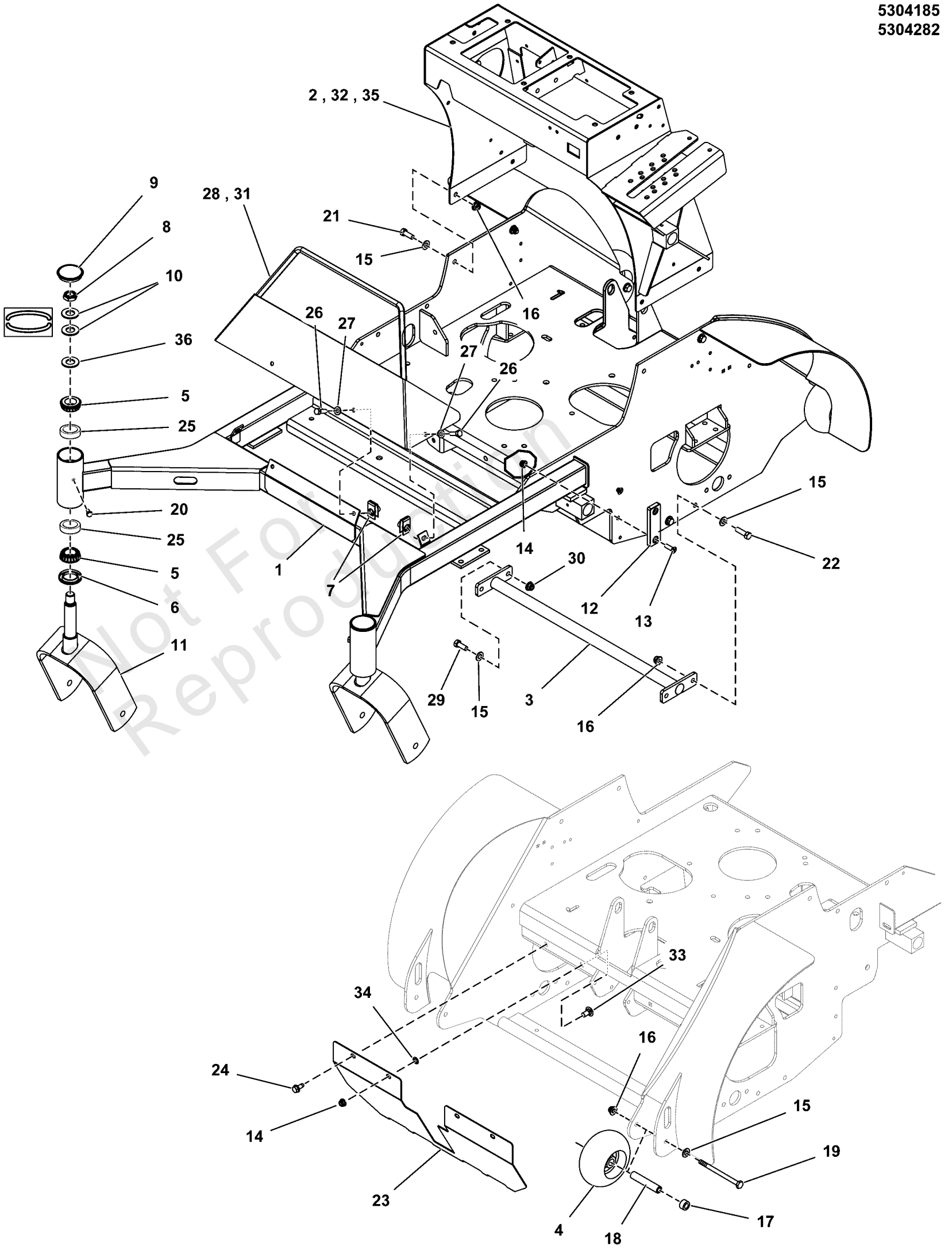
| REF NO | PART NO | QTY | DESCRIPTION |
|--------|-----------|-----|--|
| 1 | 5101995 | 1 | LEVER, HEAVY DUTY, THROTTLE CONTROL |
| 2 | 5600970 | 1 | DASH PANEL W/DECALS, SRSZ2 (5415654A) |
| 3 | 5104697 | 1 | PTO SWITCH, MOMENTARY, SMALL KNOB |
| 4 | 5020927 | 1 | SWITCH, IGNITION, 6 POST |
| 5 | 5101074 | 1 | CABLE, THROTTLE, 40" |
| 6 | 84008768 | 1 | HOURMETER -(Replaces hour meters equipped with two individual wires.) |
| 6 | 84008510 | 1 | HOURMETER -(Replaces hour meters equipped with 6 pin connectors.) |
| 7 | 5022665 | 6 | BODY CLIP, 1/4-20 X 1/2" DEEP |
| 8 | 5025299X6 | 6 | USE 5106757 - SCREW, 1/4-20X3/4, ZINC |
| 9 | 5100184 | 1 | CABLE, CHOKE CONTROL, 43.5" |
| 10 | 5022222 | 1 | RING, SWITCH RETAINER |
| 11 | 5025179X4 | 2 | SCREW, #10-24 X 1/2" ROUND PHILLIPS |
| 12 | 5025271 | 2 | NUT, Hex, Nylon Lock, #10-24 |
| 13 | 5046360X1 | 1 | THROTTLE CONTROL HANDLE/KNOB -(SV) |
| 14 | 5022789 | 1 | KEY, IGNITION MOLDED SET -(SV) |
| 15 | 5022790 | 1 | COVER, PLASTIC, SNAP ON -(SV) |
| 16 | 5022791 | 1 | PLASTIC NUT -(SV) |

Main Frame Group

Note: Unless noted otherwise, use the standard torque specifications

Mfg. No: 5902050

5304185
5304282



Main Frame Group

| REF NO | PART NO | QTY | DESCRIPTION |
|--------|------------|-----|---|
| 1 | ----- | 1 | FRAME -(Refer to Note: *) |
| 2 | 5413615B | 1 | WELD, TOWER INSTRUMENT, CONTROL - RED -(S/N: 2017329777 & Below) |
| 3 | 5413620A | 1 | WELD, CENTER CROSS BRACE - BLK |
| 4 | 1716353 | 2 | GAUGE WHEEL-2.70 -(S/N: 2017954955 & Below) |
| 4 | 5105521 | 2 | WHEEL, ANTI SCALP, 5" -(S/N: 2017954956 & Above) |
| 5 | 5020884 | 4 | BEARING, TAPERED ROLLER, 1" |
| 6 | 5021072 | 2 | SEAL, GREASE |
| 7 | 5022308 | 4 | BODY CLIP, 5/16-18-7GA MATERIAL |
| 8 | 5025448 | 2 | NUT, 3/4-16, HEX JAM NYLON LOCK |
| 9 | 5109845 | 2 | CAP, GREASE, LOW PROFILE |
| 10 | 5025449 | 4 | WASHER, BELLEVILLE - 1.500 X .755 |
| 11 | 5402208B | 2 | WELD, CASTER YOKE - RED MODEL -(S/N: 4001542418 and below) |
| 11 | 5421396B | 2 | WELD, CASTER YOKE - RED -(S/N: 4001542419 and above) |
| 12 | 5102702 | 2 | PAD, FRICTION, .375 X 1.25 X 4.00 |
| 13 | 5025594 | 4 | SCREW, 5/16-18 X 1, PHILLIPS HD, BZ |
| 14 | 5025392 | 8 | NUT, 5/16-18 HEX NYLOCK FLANGE NUT -(Qty: 4 - S/N: 2017329777 & Below) |
| 15 | 5025156 | 10 | WASHER, 3/8 SAE |
| 16 | 5025394 | 10 | NUT, 3/8 - 16 HEX NYLOCK FLANGE |
| 17 | 5100836 | 2 | SPACER, .64 X 1.13 X .63, CZ -(S/N: 2017954955 & Below) |
| 18 | 5101163 | 2 | SPACER, .38 X .63 X 3.25, YZ -(S/N: 2017954955 & Below) |
| 18 | 5105554 | 2 | SPACER, .38 X .63 X 3.38, CZ -(S/N: 2017954956 & Above) |
| 19 | 5025013X36 | 2 | BOLT, 3/8-16 X 4-1/2" GD5 CZ |
| 20 | 5025457 | 2 | BOLT, 1/4-28 X 1/2, GD5 YZ |
| 21 | 5025013X8 | 4 | BOLT, 3/8-16 X 1" GD5 CZ |
| 22 | 5025013X10 | 3 | BOLT, 3/8-16 X 1-1/4" GD5 CZ |
| 23 | 5413611B | 1 | PLATE, HEAT SHIELD, STAND ON - RED |
| 24 | 5025059X6 | 4 | BOLT, 5/16-18 X 3/4", SELF-TAPPING -(S/N: 2017329777 & Below) |
| 25 | 5020883 | 1 | CUP, BEARING (SV) -(SV) |
| 26 | 5025011X8 | 4 | BOLT, 5/16-18 X 1" GRD5 YZ |
| 27 | 5025155 | 4 | WASHER, 5/16" SAE |
| 28 | 5414399B | 1 | WELD, FRONT FRAME GUARD, SRSZ2 - RED -(52" Models Only) |
| 29 | 5025013X12 | 1 | BOLT, 3/8-16 X 1-1/2" GD5 CZ |
| 30 | 5025100 | 1 | NUT, Hex, Side Lock, 3/8-16 |
| 31 | 5414734B | 1 | WELD, FRONT GUARD, SRS Z2 61 - RED -(61" Models Only) |
| 32 | 5414918B | 1 | WELD, CONTROL TOWER, Z2 -(S/N: 2017329778 - 2017576822) |
| 33 | 5025145X6 | 4 | BOLT, 5/16-18 X 3/4, CARRIAGE, GD5, CZ -(S/N: 2017329778 & Above) |
| 34 | 5025498 | 4 | 5/16" PUSH-ON NUT RETAINER, STL, CZ -(S/N: 2017329778 & Above) |

Footnotes:

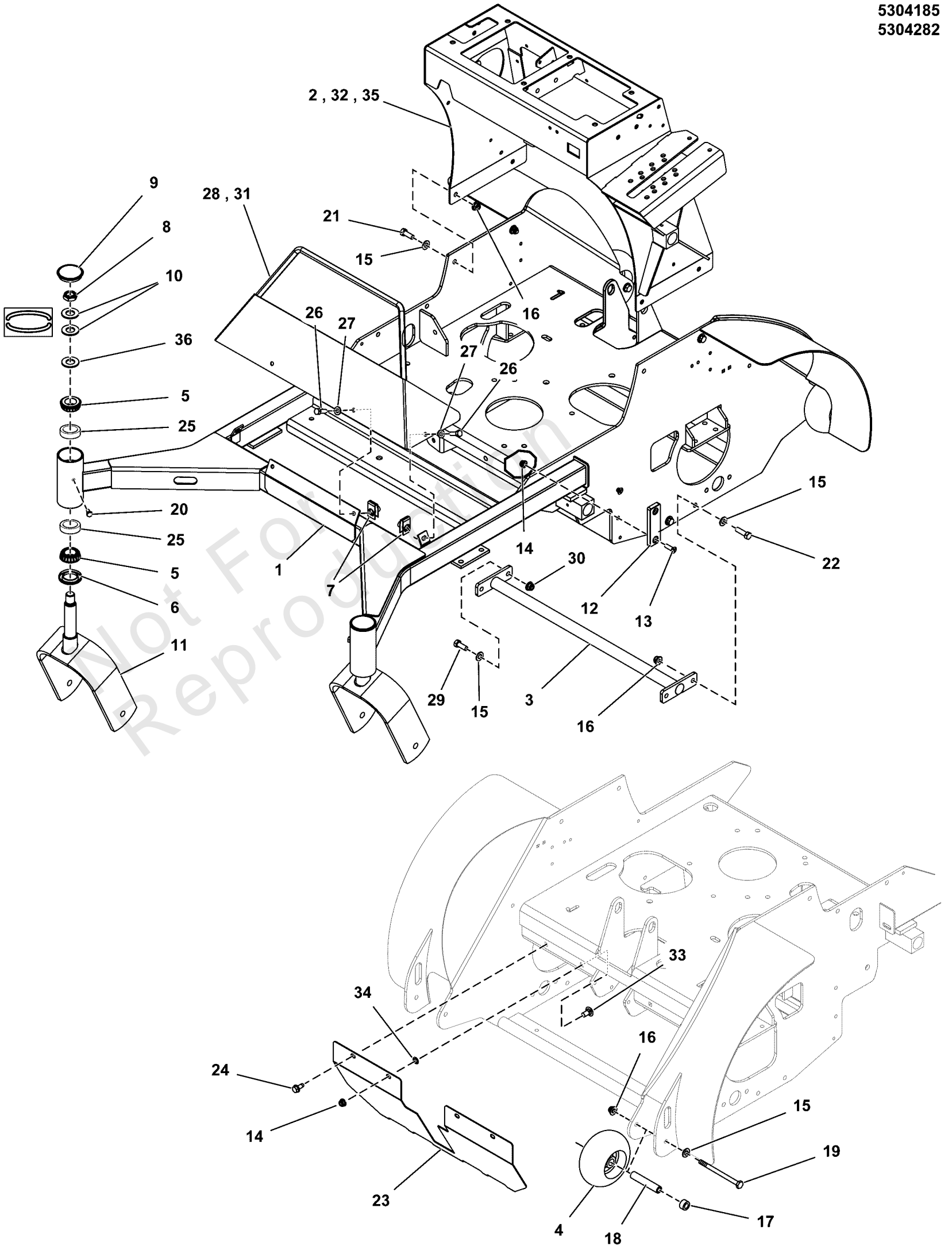
Note: *If frame is damaged, call 1-800-933-6175 ext. 709

Main Frame Group

Note: Unless noted otherwise, use the standard torque specifications

Mfg. No: 5902050

5304185
5304282



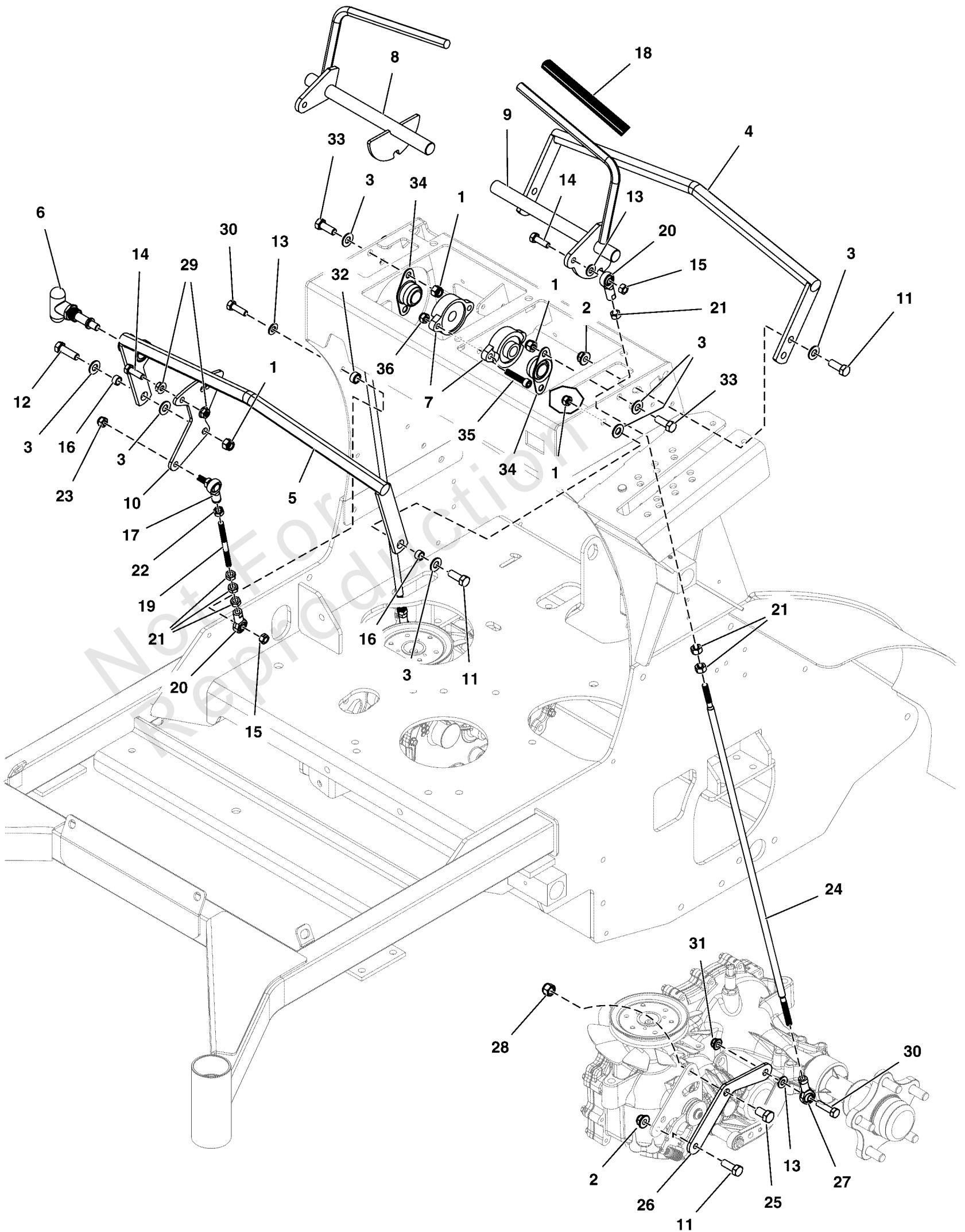
Main Frame Group

| REF NO | PART NO | QTY | DESCRIPTION |
|--------|----------|-----|---|
| 35 | 5415760B | 1 | WELD, CONTROL TOWER, SRS Z2 - RED -(S/N: 2017576823 & Above) |
| 36 | 5025160 | 2 | WASHER, 3/4 SAE |

Not For
Reproduction

Footnotes:

Note: *If frame is damaged, call 1-800-933-6175 ext. 709



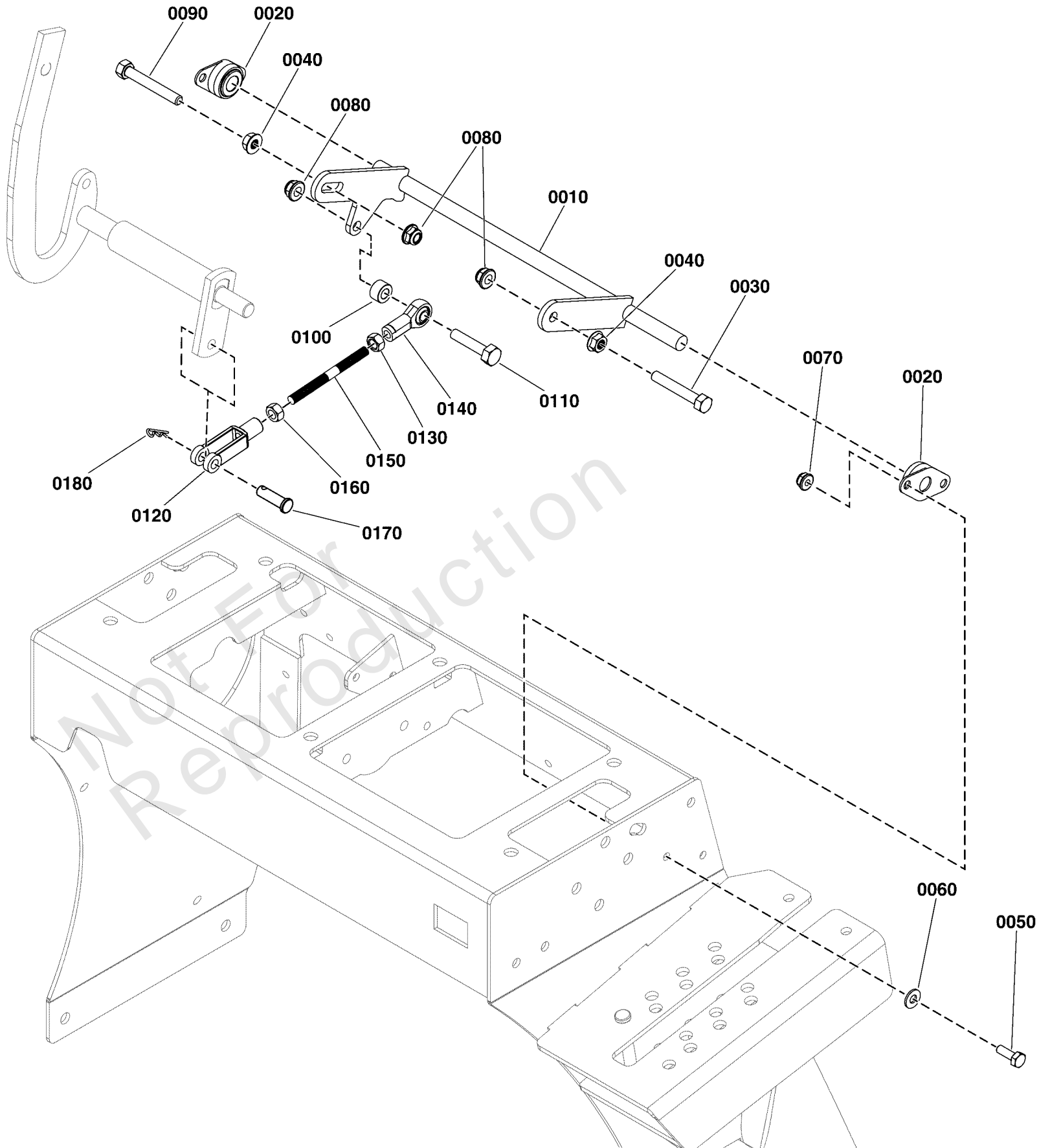
Motion Control Group

| REF NO | PART NO | QTY | DESCRIPTION |
|--------|------------|-----|--|
| 1 | 5025096 | 8 | NUT, 3/8-16 HEX NYLON LOCK |
| 2 | 5025394 | 2 | NUT, 3/8 - 16 HEX NYLOCK FLANGE |
| 3 | 5025156 | 12 | WASHER, 3/8 SAE |
| 4 | 5413594A | 1 | WELD, REAR HANDLE, STAND ON - BLK |
| 5 | 5413706A | 1 | WELD, FRONT HANDLE, STAND ON - BLK |
| 6 | 5104609 | 1 | PULL PIN, 3/8" DIA X 9/16" STROKE |
| 7 | 5022846 | 2 | BEARING-FLANGE, 5/8 |
| 8 | 5415763A | 1 | WELD, CONTROL HANDLE, RH, SRS Z2 - BLK |
| 9 | 5415764A | 1 | WELD, CONTROL HANDLE, LH, SRS Z2 - BLK |
| 10 | 5415643A | 1 | PLATE, SPEED ADJUSTMENT, SRS - BLK |
| 11 | 5025013X8 | 7 | BOLT, 3/8-16 X 1" GD5 CZ |
| 12 | 5025013X10 | 1 | BOLT, 3/8-16 X 1-1/4" GD5 CZ |
| 13 | 5025155 | 5 | WASHER, 5/16" SAE |
| 14 | 5025011X8 | 3 | BOLT, 5/16-18 X 1" GRD5 YZ |
| 15 | 80003675 | 3 | NUT, 5/16-1/8, HEX, CNTR LK, ZINC PHOS/OIL |
| 16 | 5041930 | 2 | SPACER, .38 X .50 X .27, CZ |
| 17 | 5104495 | 1 | BALL JOINT, 5/16-24 LH FEMALE W/STUD, BR |
| 18 | 5101715 | 2 | GRIP, FOAM, .48 x 10 x .125 Black |
| 19 | 5104608 | 1 | ROD, 5/16-24 X 4.25, CZ |
| 20 | 5104493 | 3 | BALL JOINT 5/16-24 RH FEMALE BRONZE RACE |
| 21 | 5025033 | 9 | NUT, Hex, 5/16-24 |
| 22 | 5023212 | 1 | NUT, 5/16-24 HEX, LH |
| 23 | 5025045 | 1 | NUT, 5/16-24 HEX NYLON LOCK |
| 24 | 5104551 | 2 | ROD, MOTION CONTROL, STAND-ON |
| 25 | 5025015X6 | 2 | BOLT, 7/16-14 X 3/4, GD 5 YZ |
| 26 | 5413628A | 2 | PLATE, CONTROL MOUNT - BLK |
| 27 | 5104494 | 2 | BALL JOINT 5/16-24 LH FEMALE BRONZE RACE |
| 28 | 5025044 | 2 | NUT, 7/16-14 HEX TOP LOCK |
| 29 | 5025127 | 2 | NUT, 5/16-18 HEX SERRATED FLANGE (SMALL) |
| 30 | 5025011X10 | 3 | BOLT, 5/16-18 X 1-1/4" GD5 YZ |
| 31 | 5025392 | 2 | NUT, 5/16-18 HEX NYLOCK FLANGE NUT |
| 32 | 5102463 | 1 | SPACER, .33 X .50 X .25, PM, CZ |
| 33 | 5025013X6 | 4 | BOLT, 3/8-16 X 3/4" GD5 CZ |
| 34 | 5104885 | 2 | BEARING, BRONZE, FLANGED, 5/8", FLB10 |
| 35 | 5025618X12 | 2 | SCREW, SOC HD, 5/16-18 X 1-1/2, BLK |
| 36 | 5025057 | 2 | NUT, Hex, Nylon Locking, 5/16-18 |

Neutral Lockout Group

Note: Unless noted otherwise, use the standard torque specifications

Mfg. No: 5902050



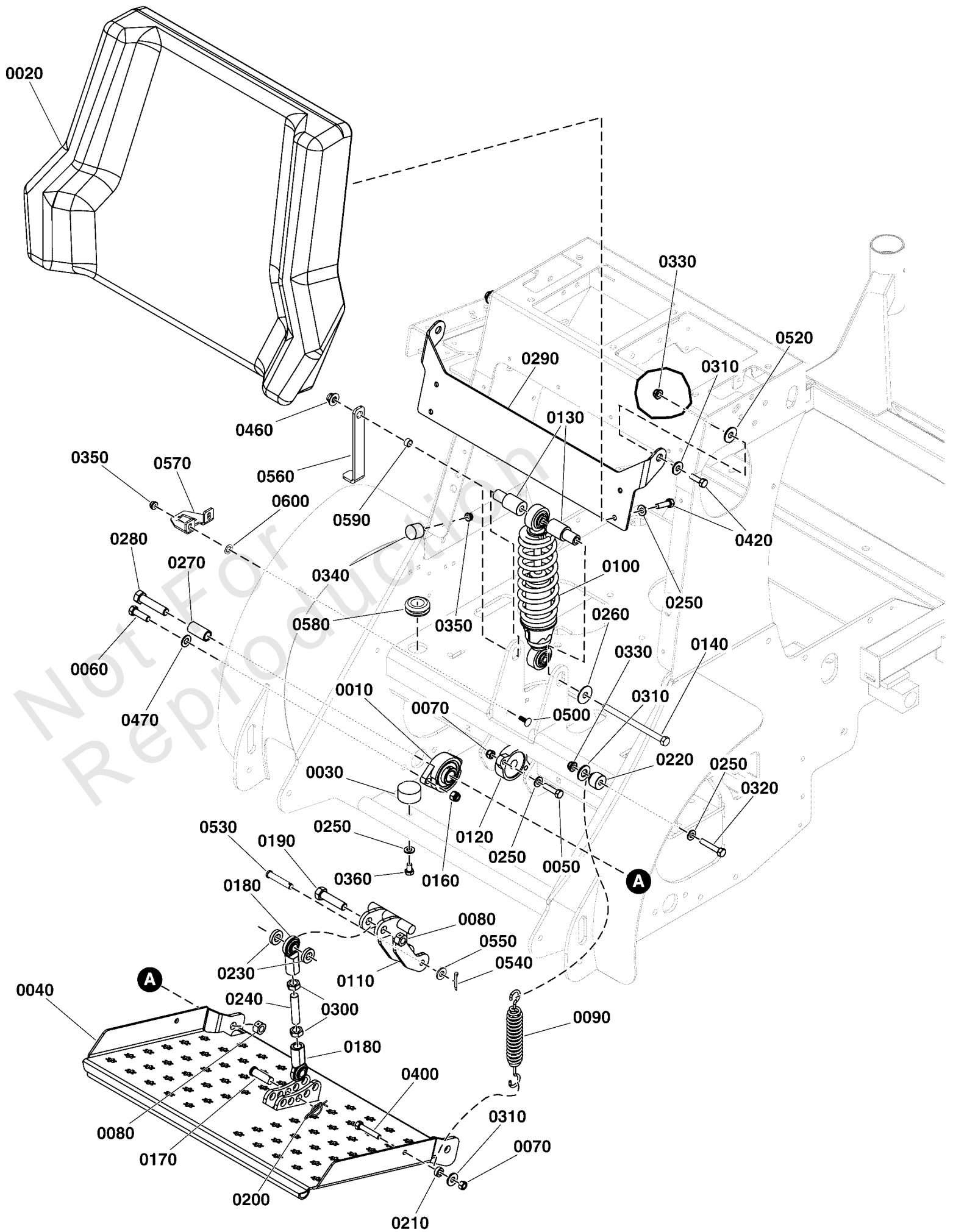
Neutral Lockout Group

| REF NO | PART NO | QTY | DESCRIPTION |
|--------|--------------|-----|-----------------------|
| 0010 | 5418767AAFS | 1 | LOCK, NEUTRAL |
| 0020 | 5101123SM | 2 | BEARING, 1/2 FLANGE |
| 0030 | 5025011X16YP | 1 | BOLT |
| 0040 | 5025127SM | 2 | NUT, 5/16-18 HEX SERR |
| 0050 | 5025010X6SM | 4 | BOLT, 1/4-20 X 3/4" G |
| 0060 | 84007033 | 4 | WASHER |
| 0070 | 5025391FS | 4 | NUT |
| 0080 | 5025392FS | 3 | NUT |
| 0090 | 5025011X18SM | 1 | BOLT, 5/16-18 |
| 0100 | 5103767YP | 1 | SPACER, .33X.625X.360 |
| 0110 | 5025055X12SM | 1 | BOLT, 5/16-18 X 1-1/2 |
| 0120 | 5023323SM | 1 | CLEVIS, 5/16-24, STEE |
| 0130 | 5023212SM | 1 | NUT, 5/16-24 HEX, LH |
| 0140 | 5104494YP | 1 | BALL JOINT 5/16-24 LH |
| 0150 | 5104695FS | 1 | ROD |
| 0160 | 5025033FS | 1 | NUT |
| 0170 | 84003641 | 1 | PIN, CLEVIS |
| 0180 | 5025211SM | 1 | PIN, HAIR, .0585" X 1 |

Operator Compartment Group

Note: Unless noted otherwise, use the standard torque specifications

Mfg. No: 5902050



Operator Compartment Group

| REF NO | PART NO | QTY | DESCRIPTION |
|--------|------------|-----|--|
| 0010 | 5021499 | 2 | BEARING, FLANGE |
| 0020 | 5104452 | 1 | KNEE PAD, STAND-ON -(S/N: 4000875836 and below) |
| 0020 | 5108192 | 1 | KNEE PAD, STAND ON -(S/N: 4000875837 and above) |
| 0030 | 5104593 | 2 | BUMPER, RUBBER |
| 0040 | 5414131A | 1 | WELD, STAND ON PLATFORM - BLK |
| 0050 | 5025011X8 | 4 | BOLT, 5/16-18 X 1" GRD5 YZ |
| 0060 | 5025013X10 | 4 | BOLT, 3/8-16 X 1-1/4" GD5 CZ |
| 0070 | 80003675 | 5 | NUT, 5/16-1/8, HEX, CNTR LK, ZINC PHOS/OIL |
| 0080 | 5025332 | 3 | NUT, 1/2-13 Hex Side Lock |
| 0090 | 5022847 | 1 | SPRING-EXT, 1.04 ODX6.935LGX.148WR, BLK |
| 0100 | 5104640 | 1 | SHOCK / SPRING ASSEMBLY |
| 0110 | 84008611 | 1 | LINKAGE |
| 0120 | 5022846 | 2 | BEARING-FLANGE, 5/8 |
| 0130 | 5104620 | 2 | SPACER, STEP, .39 X 1.00 X .69, CZ |
| 0140 | 5025013X44 | 1 | BOLT, 3/8-16 X 5-1/2" GD5 CZ |
| 0160 | 5025096 | 4 | NUT, 3/8-16 HEX NYLON LOCK |
| 0170 | 5025328X12 | 1 | PIN, CLEVIS, 1/2 X 1-1/2, PLATED |
| 0180 | 1702779 | 2 | JOINT-BALL .500-20 THD .500ID, CLR ZINC |
| 0190 | 5025017X16 | 1 | BOLT, 1/2-13 X 2" GD5 CZ |
| 0200 | 5025540 | 1 | PIN, SURE LOCK COTTER, .09 X .75, CZ |
| 0210 | 5104654 | 1 | SPACER, .33 X .63 X .25, CZ |
| 0220 | 5104655 | 1 | SPACER, .328 X 1.0 X .85, CZ |
| 0230 | 5100520 | 2 | SPACER, .52 X 1.00 X .22, PM, CZ |
| 0240 | 5104663 | 1 | ROD, THREADED, 1/2-20 X 2.25 |
| 0250 | 5025155 | 12 | WASHER, 5/16" SAE |
| 0260 | 5025165 | 1 | WASHER, 3/8" Fender |
| 0270 | 5104658 | 2 | SPACER, .52 X .74 X 1.50, CZ |
| 0280 | 5025017X18 | 2 | BOLT, 1/2-13 X 2-1/4" GD5 CZ |
| 0290 | 5415781B | 1 | PLATE, PAD MOUNT, SRS - RED |
| 0300 | 5025089 | 2 | NUT, 1/2-20 Hex Jam |
| 0310 | 5025337 | 4 | WASHER, 5/16" USS |
| 0320 | 5025011X14 | 1 | BOLT, 5/16-18 X 1-3/4" GD5 YZ |
| 0330 | 5025392 | 3 | NUT, 5/16-18 HEX NYLOCK FLANGE NUT |
| 0340 | 5022673 | 2 | BUMPER, RUBBER, 1/4-20 |
| 0350 | 5025391 | 4 | NUT, 1/4-20 Hex Nylock Flange |
| 0360 | 5025011X6 | 2 | BOLT, 5/16-18 X 3/4 GD5 |
| 0400 | 1960086 | 1 | SCREW, TRUSS HD TORX DR5/16-18X0.875 BLK |
| 0420 | 5025011X8 | 6 | BOLT, 5/16-18 X 1" GRD5 YZ |
| 0460 | 5025394 | 1 | NUT, 3/8 - 16 HEX NYLOCK FLANGE |
| 0470 | 5025156 | 4 | WASHER, 3/8 SAE |
| 0500 | 80003518 | 2 | BOLT, 1/4-20X0.750, GR5, STD NECK, SQ, ZC/CL |
| 0520 | 5025164 | 2 | WASHER, 5/16" Fender |
| 0530 | 84007981 | 1 | PIN, Clevis |
| 0540 | 5025203X6 | 1 | * PIN, COTTER, 1/8" X 3/4 |
| 0550 | 5025293 | 1 | WASHER, 3/8" GR. 9 FLAT |
| 0560 | 5107798 | 1 | PLATE, LINK, OPC, SRSZ |
| 0570 | 5105692 | 1 | PLATE, SWITCH, OPC, SRSZ, CZ |
| 0580 | 5103944 | 1 | GROMMET, 7/8"ID, 1/4" THICK STK |
| 0590 | 5041930 | 1 | SPACER, .38 X .50 X .27, CZ |
| 0600 | 80004801 | 2 | BOLT, 1/4, PUSHNUT RETAINER, PHOSPHATE/OIL |

Parking Brake Group

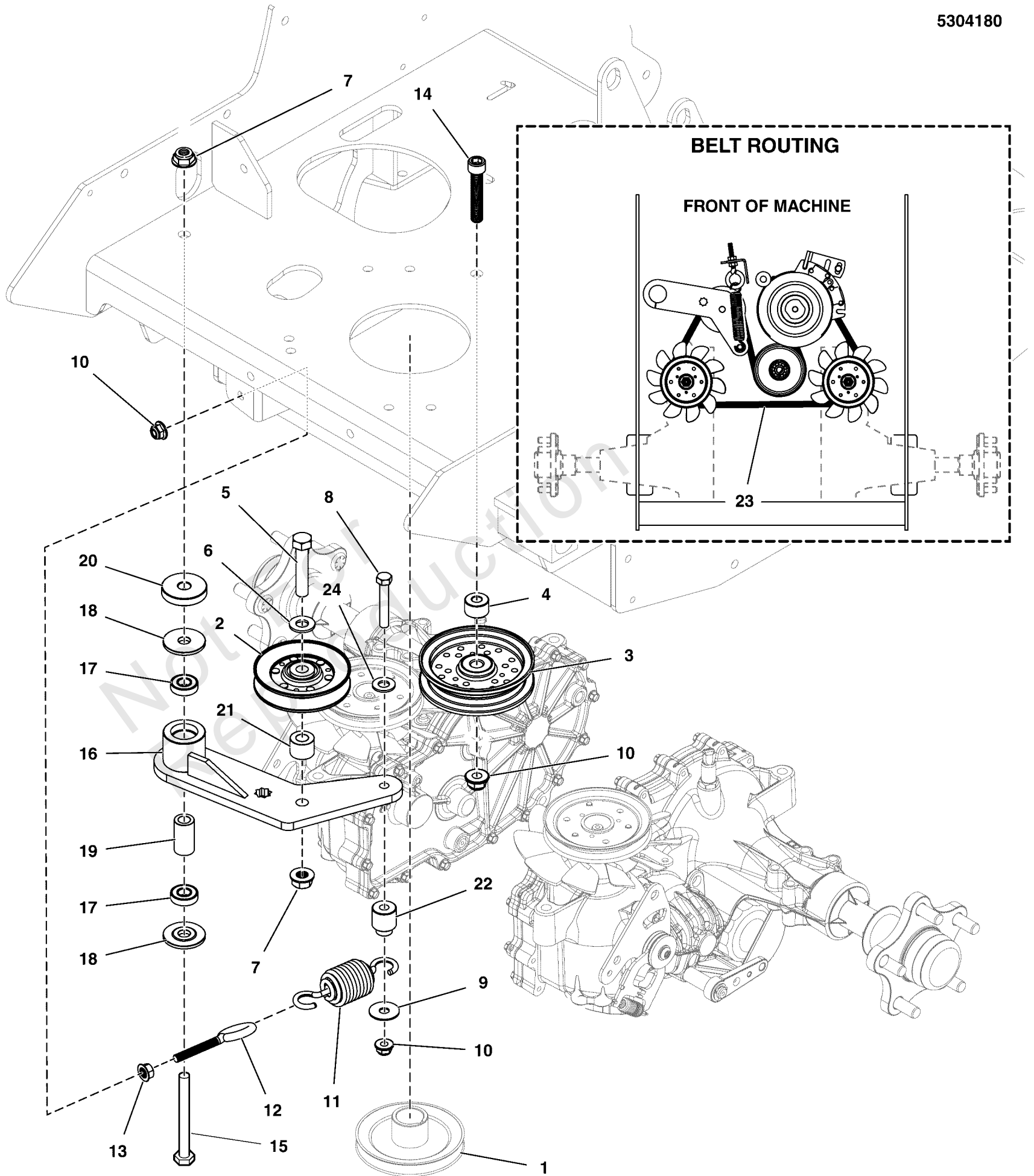
| REF NO | PART NO | QTY | DESCRIPTION |
|--------|------------|-----|---|
| 1 | 5100171 | 1 | GRIP, BLACK FLEXIBLE |
| 2 | 5108225 | 1 | ROD, PARKING BRAKE, TRANS-LEFT |
| 3 | 5108226 | 1 | ROD, PARKING BRAKE, TRANS-RIGHT |
| 4 | 5020637 | 1 | SPRING-COMP, .375IDX2.75LGX.054WR, SS |
| 5 | 5023242 | 1 | SPRING-COMP, .496ID X 3.00LG X .112WR |
| 6 | 5023323 | 1 | CLEVIS, 5/16-24, STEEL, CLEAR ZINC |
| 7 | 5413619AA | 1 | WELD, BRAKE SHAFT, STAND ON - BLK |
| 8 | 5104548 | 1 | ROD, BRAKE, STAND-ON |
| 9 | 84008395 | 1 | ARM, Brake |
| 10 | 5104768 | 1 | SHAFT, UPPER BRAKE ROD, SRSZ |
| 11 | 5106314 | 1 | PLATE, BRAKE TAB, STAND-ON |
| 12 | 5010580 | 1 | COLLAR, 1/2 SET (1/2 SPLIT COLLAR IN MODEL) |
| 13 | 5414267AA | 1 | PLATE, BRAKE SWITCH, STAND ON |
| 14 | 5025010X14 | 1 | BOLT, 1/4 X 20 X 1-3/4 GD5 YZ |
| 15 | 5025010X10 | 1 | BOLT, 1/4-20 X 1-1/4 GD5 CZ |
| 16 | 5025126 | 2 | NUT, 1/4-20 HEX SERR. FLANGE |
| 17 | 5025391 | 12 | NUT, 1/4-20 Hex Nylock Flange |
| 18 | ----- | 1 | SEE ELECTRICAL GROUP |
| 19 | 5020047 | 1 | COLLAR, 5/16" Set |
| 20 | 5104270 | 1 | BEARING, 5/8" FLANGED, PLASTIC BALL |
| 21 | 5101123 | 3 | BEARING, 1/2 FLANGED, PLASTIC BALL |
| 22 | 5025213X8 | 1 | PIN, CLEVIS, 5/16 X 1, PLATED |
| 23 | 5025211 | 1 | PIN, HAIR, .0585 X 1-1/8, 1/4 EYE, YZ |
| 24 | 5025010X6 | 10 | BOLT, 1/4"-20 X 3/4" GD5 YZ |
| 25 | 5025154 | 8 | WASHER, 1/4 SAE |
| 26 | 5010213 | 2 | SPRING-EXT, .740 ODX2.025LGX.072WR, BLK |
| 27 | 5025045 | 2 | NUT, 5/16-24 HEX NYLON LOCK |
| 28 | 5104748 | 4 | COLLAR, DOUBLE SPLIT, 7MM |
| 29 | 5025033 | 1 | NUT, Hex, 5/16-24 |
| 30 | 2860664 | 1 | SCREW-HEX SEMS WSHR 1/4-20 X.88 DOG PT |
| 31 | 5025337 | 3 | WASHER, 5/16" USS |
| 32 | ----- | 1 | SEE MAIN FRAME GROUP |

Transaxle Drive Group

Note: Unless noted otherwise, use the standard torque specifications

Mfg. No: 5902050

5304180



Transaxle Drive Group

| REF NO | PART NO | QTY | DESCRIPTION |
|--------|------------|-----|---|
| 1 | ----- | 1 | PULLEY, CRANKSHAFT, STAND ON (See Engine & PTO Group) |
| 2 | 5104616 | 1 | PULLEY, V-IDLER, 4"OD X .51"ID, A-SEC |
| 3 | 5104787 | 1 | PULLEY, IDLER, 4" OD X .38" ID, FLGS, ZP |
| 4 | 5046860 | 1 | SPACER, .39 X 1.00 X .50, PM, CZ |
| 5 | 5025017X22 | 1 | BOLT, 1/2-13 X 2-3/4 GD5 CZ |
| 6 | 5025158 | 1 | WASHER, 1/2 SAE |
| 7 | 5025396 | 2 | NUT, Hex Flange, Nylock, 1/2-13 |
| 8 | 5025013X18 | 1 | BOLT, 3/8-16 X 2-1/4" GD5 CZ |
| 9 | 5025165 | 1 | WASHER-3/8 FENDER |
| 10 | 5025394 | 3 | NUT, 3/8-16 HEX NYLOCK FLANGE |
| 11 | 5104676 | 1 | SPRING EXT, 1.50ODX4.75LGX.177WR, BLK |
| 12 | 5025429 | 1 | EYEBOLT, 3/8-16 X 4, 2.13THRD, .75EYE, C |
| 13 | 5025128 | 1 | NUT, 3/8-16 HEX SERRATED FLANGE |
| 14 | 5025625X16 | 1 | SCREW, SOC HD CAP, 3/8-16 X 2, BLACK |
| 15 | 5025017X32 | 1 | BOLT, 1/2-13 X 4" GD5 CZ |
| 16 | 5414039AA | 1 | WELD, TENSION ARM, PUMP DRIVE - BLK |
| 17 | 7078243 | 2 | BEARING, BALL, AXLE |
| 18 | 5103262 | 2 | SPACER, IDLER ARM, 1/2, PM |
| 19 | 5103812 | 1 | SPACER, .52 X .84 X 1.53, PM |
| 20 | 5103363 | 1 | SPACER, .52 X 1.88 X .38 |
| 21 | 5045178 | 1 | SPACER, .52 X 1.00 X .75, CZ |
| 22 | 5045943 | 1 | SPACER, SHOULDER |
| 23 | 5104590 | 1 | BELT, A-SEC, 66.27"EL, RAW EDGE |
| 24 | 5025156 | 1 | WASHER, 3/8 SAE |

Transaxle SERVICE Parts - Hydro-Gear ZT3800 (5108073_5108072)

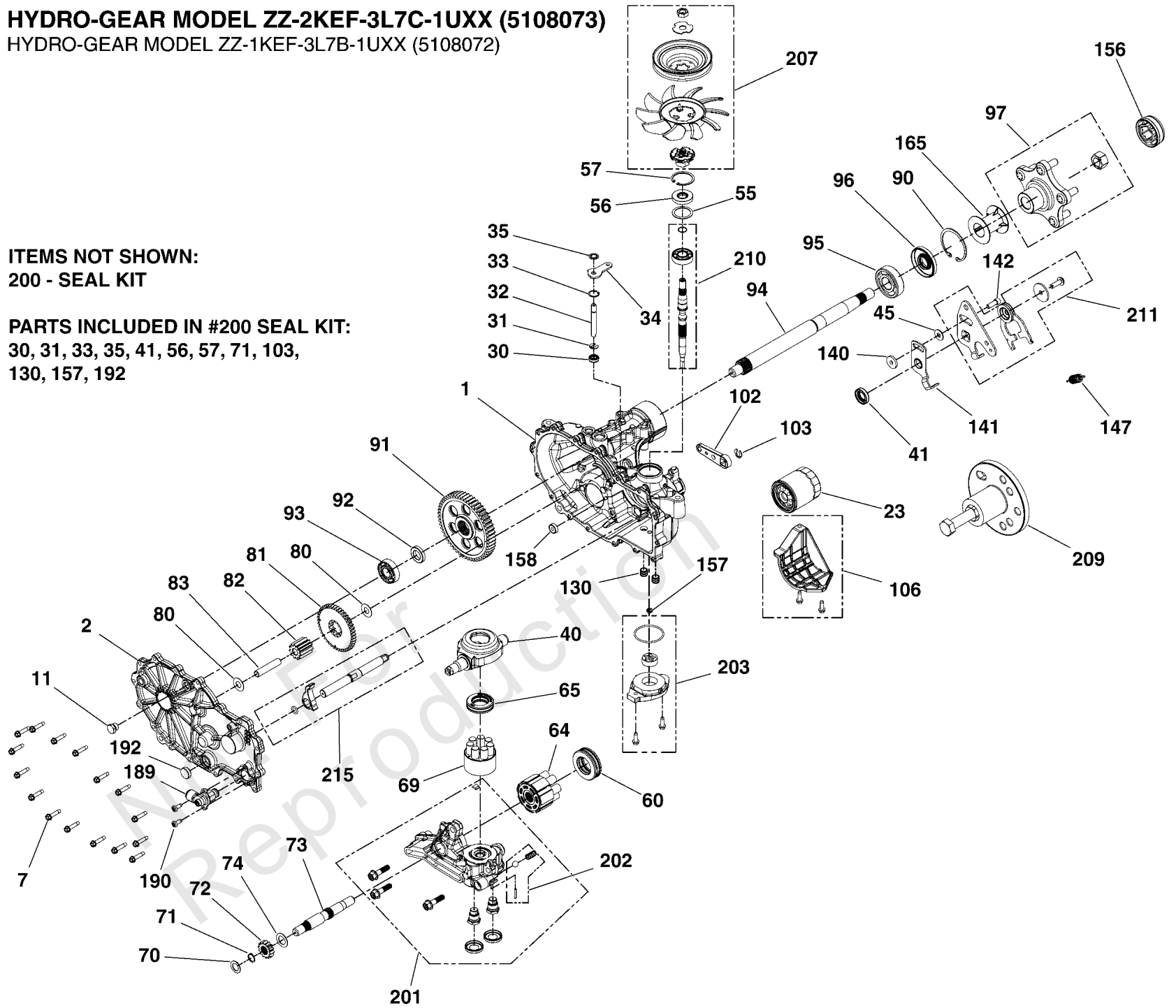
Note: Unless noted otherwise, use the standard torque specifications

Mfg. No: 5902050

HYDRO-GEAR MODEL ZZ-2KEF-3L7C-1UXX (5108073) HYDRO-GEAR MODEL ZZ-1KEF-3L7B-1UXX (5108072)

ITEMS NOT SHOWN:
200 - SEAL KIT

PARTS INCLUDED IN #200 SEAL KIT:
30, 31, 33, 35, 41, 56, 57, 71, 103,
130, 157, 192



Transaxle SERVICE Parts - Hydro-Gear ZT3800 (5108073_5108072)

| REF NO | PART NO | QTY | DESCRIPTION |
|--------|------------|-----|---|
| 1 | ---- | 1 | KIT, HOUSING, MAIN, LH, CHARGE, CONTROL |
| 2 | ---- | 1 | KIT, COVER, SIDE, LH, COOLER |
| 7 | ---- | 16 | SCREW, HEX WASHER |
| 11 | ---- | 1 | PLUG EXTERNAL HEX VENT 9/16-18 |
| 23 | 5101026X1 | 1 | FILTER, OIL, ZT2800 |
| 30 | 5108072X1 | 1 | SEAL, LIP .375 X .75 X .25 (55232) |
| 31 | ---- | 1 | BYPASS RETAINING RING 1 |
| 32 | ---- | 1 | ROD, BYPASS .375 X 2.88 |
| 33 | ---- | 1 | BYPASS RETAINING RING 2 |
| 34 | ---- | 1 | ARM, BYPASS |
| 35 | ---- | 1 | RING, RETAINING .375 EXTERNAL |
| 40 | ---- | 1 | SWASHPLATE, TRUNNION |
| 41 | 5101026X2 | 1 | SEAL, CONTROL ARM, 18X32X7, #51140 |
| 45 | ---- | 1 | WASHER, .34X.88X.06 |
| 55 | 1730272 | 1 | SPACER (50951) |
| 56 | 5023414 | 1 | Lip Seal 17 x 40 x 7 PTC |
| 57 | 5023415 | 1 | Spacer |
| 60 | ---- | 1 | BEARING, THRUST 35 x 62 x 18 |
| 64 | ---- | 1 | KIT, 16cc CYLINDER BLOCK ASSEMBLY STEAM TREAT |
| 65 | ---- | 1 | BEARING, THRUST PLASTIC CAGE |
| 69 | ---- | 1 | KIT, CYLINDER BLOCK (12cc) |
| 70 | ---- | 1 | WASHER, .63 X 1.00 X .05 FLAT |
| 71 | 1706130 | 1 | RING-SNAP (44145) |
| 72 | ---- | 1 | GEAR, 14T (STEEL) |
| 73 | ---- | 1 | SHAFT, MOTOR |
| 74 | ---- | 1 | WASHER, .71 X 1.16 X .04 FLAT |
| 80 | ---- | 2 | WASHER, .51 X 1.00 X .03 FLAT |
| 81 | ---- | 1 | GEAR, 45T STEEL |
| 82 | ---- | 1 | GEAR, 11T (STEEL) |
| 83 | ---- | 1 | PIN, JACKSHAFT |
| 90 | 5108072X2 | 1 | RING, RETAINING 244 INTERNAL (55176) |
| 91 | ---- | 1 | GEAR, 54T FORGED |
| 92 | ---- | 1 | SPACER, .750 X 1.320 X .257 |
| 93 | 5108072X3 | 1 | BEARING, BALL 19.05X47.00X14.00 (54554) |
| 94 | ---- | 1 | SHAFT, AXLE |
| 95 | 5108072X4 | 1 | BEARING, 25.4 X 62 X 17, 6305R (55173) |
| 96 | 5108072X5 | 1 | SEAL, 1.00 X 2.44 X .375 LIP (55175) |
| 97 | 5104580X6 | 1 | HUB, ZT3400, 71691 |
| 102 | ---- | 1 | HANDLE, ACTUATING |
| 103 | 5104055 | 1 | E-CLIP, BRAKE ARM, ZT3100 & ZT3400 |
| 106 | ---- | 1 | KIT, FILTER GUARD |
| 130 | ---- | 2 | TUBE, CHARGE TRIPLE O-RING |
| 140 | ---- | 1 | SPACER, .320X1.005X.179 |
| 141 | ---- | 1 | ARM, NEUTRAL, LH |
| 142 | ---- | 1 | SHCS, 5/16-24 X .875 (PATCH) |
| 147 | 5108072X9 | 1 | SPRING, EXTENSION (51833) |
| 156 | 5103589X7 | 1 | AXLE CAP, |
| 157 | ---- | 1 | KIT, GEROTOR SEAL |
| 158 | ---- | 1 | MAGNET |
| 165 | 5103589X9 | 1 | DEBRIS GUARD HG #53496 |
| 189 | 5108072X10 | 1 | ASSEMBLY, AUX COOLER PORT (#55672) |

Transaxle SERVICE Parts - Hydro-Gear ZT3800 (5108073_5108072)

Note: Unless noted otherwise, use the standard torque specifications

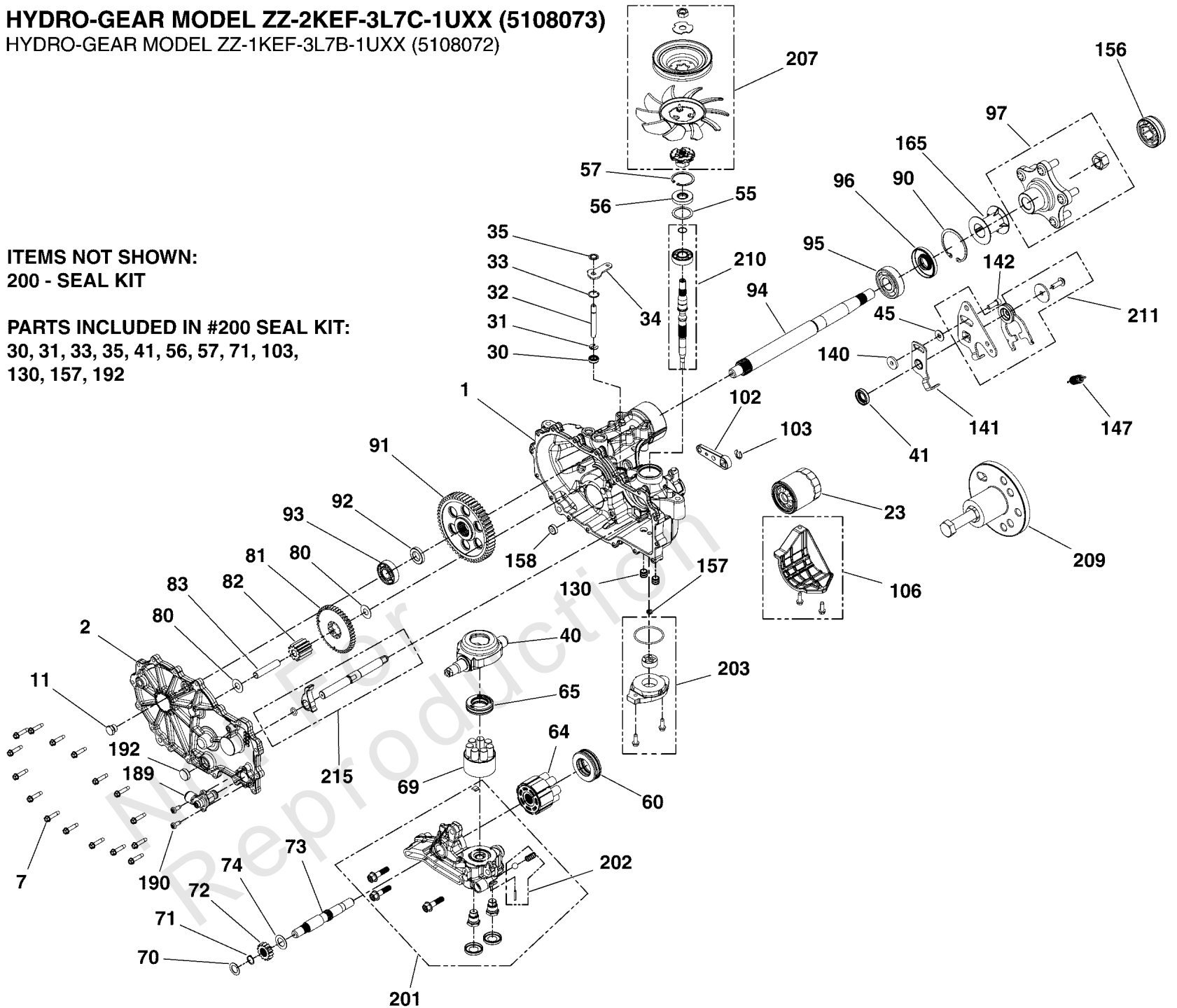
Mfg. No: 5902050

HYDRO-GEAR MODEL ZZ-2KEF-3L7C-1UXX (5108073)

HYDRO-GEAR MODEL ZZ-1KEF-3L7B-1UXX (5108072)

ITEMS NOT SHOWN:
200 - SEAL KIT

PARTS INCLUDED IN #200 SEAL KIT:
30, 31, 33, 35, 41, 56, 57, 71, 103,
130, 157, 192



Transaxle SERVICE Parts - Hydro-Gear ZT3800 (5108073_5108072)

| REF NO | PART NO | QTY | DESCRIPTION |
|--------|-----------|-----|---|
| 190 | ----- | 2 | SCREW, PAN HEAD, 1/4-20 X .625 |
| 192 | ----- | 1 | SEAL, PLUG .875 X .250 |
| 200 | 5108072X6 | 1 | KIT, SEAL, ZT-3800 (73000) |
| 201 | ----- | 1 | KIT, CENTER SECTION, LH CHARGE |
| 202 | ----- | 1 | KIT, CHARGE RELIEF |
| 203 | 5108072X7 | 1 | KIT, CHARGE PUMP (72795) |
| 207 | 5104580X1 | 1 | FAN & PULLEY KIT, ZT3400'S, STAND-ON |
| 209 | ----- | 1 | KIT, HUB PULLER |
| 210 | 5103589X4 | 1 | KIT, INPUT SHAFT (BEARING AND SHAFT ONLY) |
| 211 | 1735490 | 1 | KIT, L.H. Control Arm |
| 215 | 5108072X8 | 1 | KIT, OUTBOARD, RH ROT B/LH ROT A (72960) |

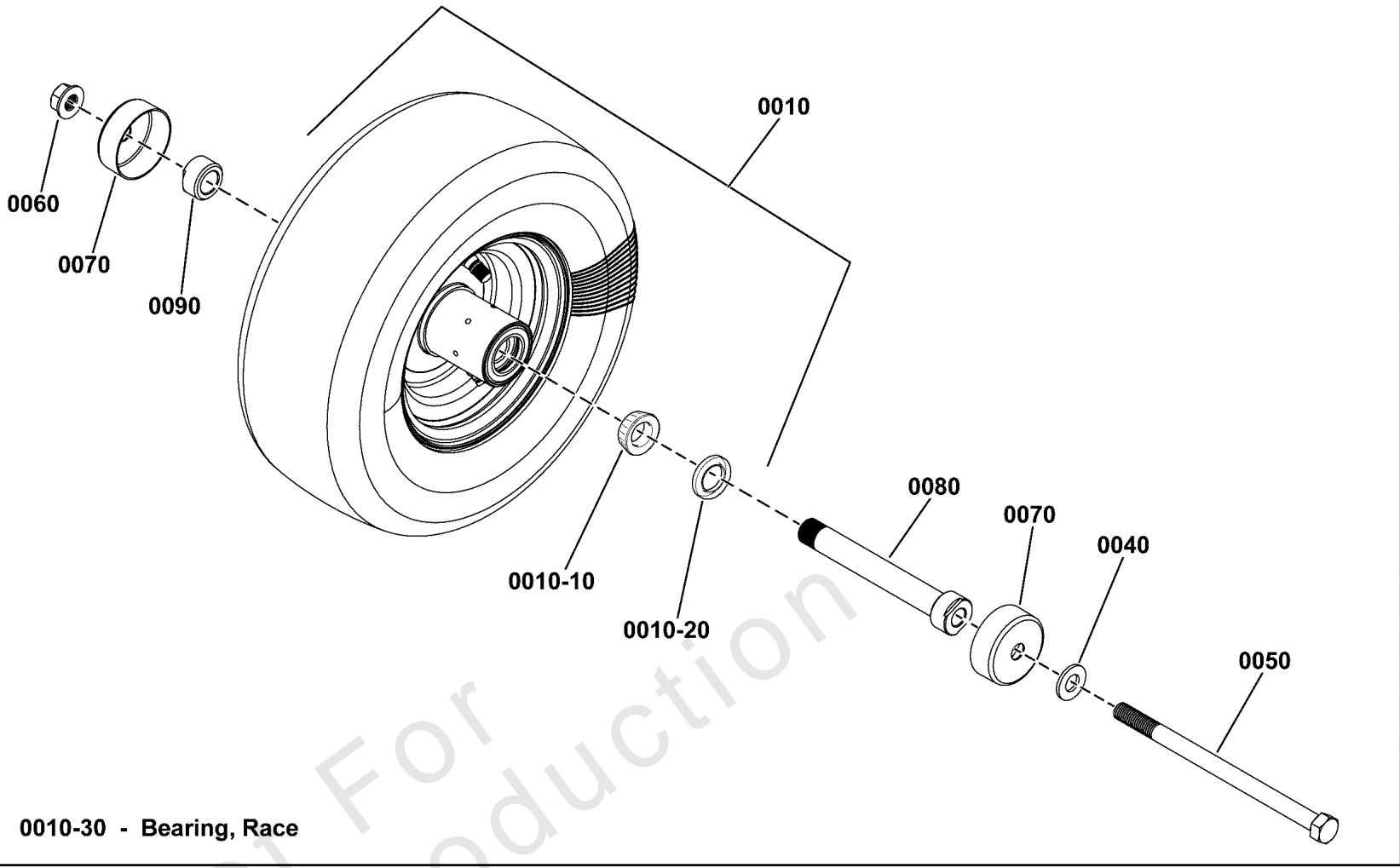
Not For Reproduction

Wheel and Tire Group

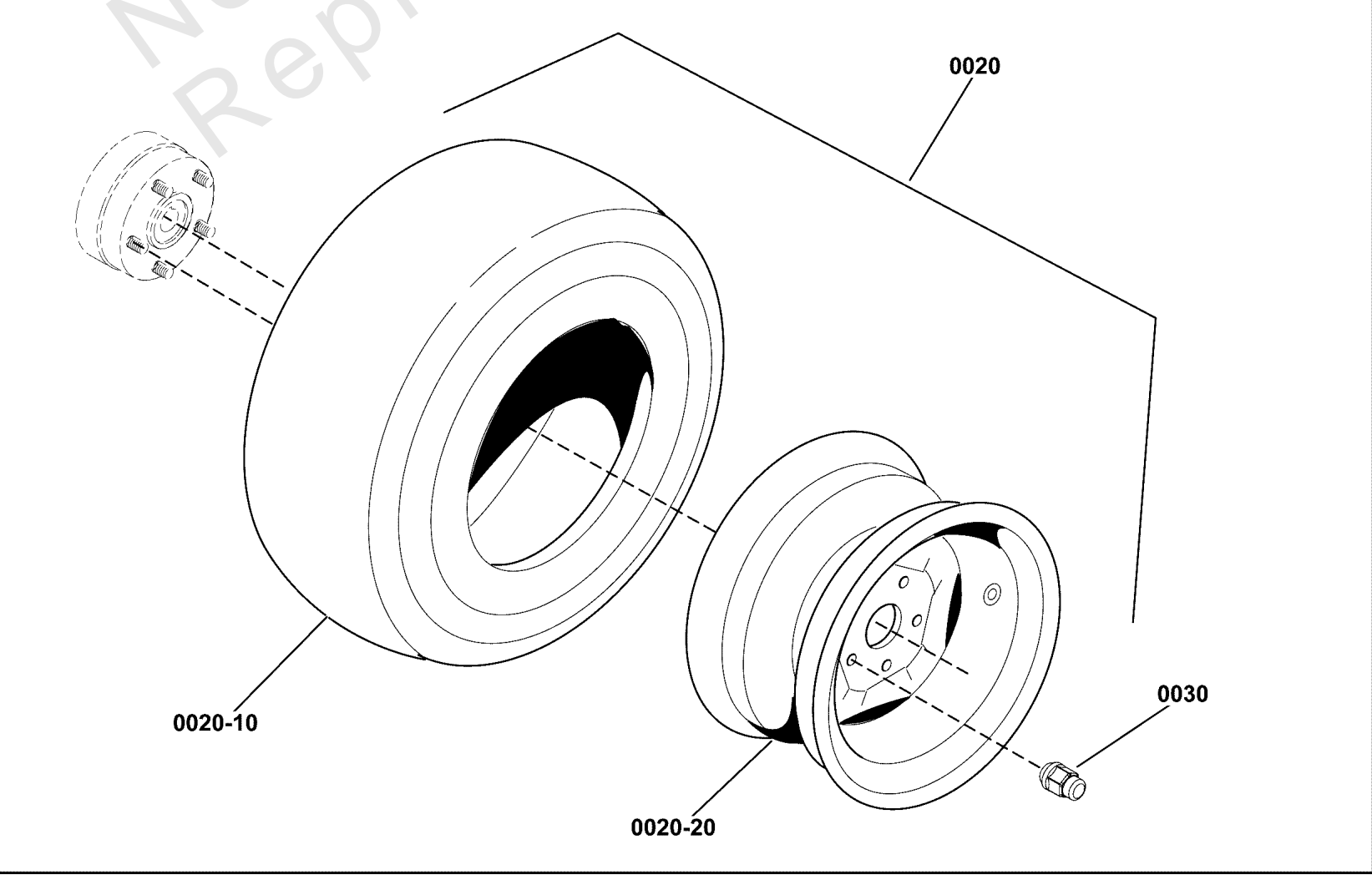
Note: Unless noted otherwise, use the standard torque specifications

Mfg. No: 5902050

Front Wheels & Tires



Rear Wheels & Tires



Wheel and Tire Group

| REF NO | PART NO | QTY | DESCRIPTION |
|---------|------------|-----|---|
| 0010 | 5109034FS | 2 | TIRE ASSEMBLY |
| 0010-10 | 5022631SX2 | 2 | BEARING, Tapered Roller -(SV - 2 per tire) |
| 0010-20 | 5022631SX3 | 2 | SEAL, GREASE -(SV - 2 per tire) |
| 0010-30 | 5022631SX4 | 2 | BEARING, RACE -(SV - 2 per tire) |
| 0020 | 5109038 | 2 | TIRE ASSEMBLY (23 x 10.5 - 12, TURF MASTER, Black Rim) |
| 0020-10 | 84003895 | 2 | TIRE (23 X 10.5 - 12) -(SV - 1 per tire) |
| 0020-20 | ----- | 2 | WHEEL RIM -(SV - 1 per tire) |
| 0030 | ----- | 10 | LUG NUT, Black -(Originally Black Lug nut - Replacement 5020601SM is silver in color). |
| 0030 | 5020601SM | 10 | NUT, 1/2-20, FOR WHEEL BOLT SILVER -(Replacement 5020601SM is silver in color). |
| 0040 | 5025158 | 2 | WASHER, 1/2 SAE |
| 0050 | 5025017X64 | 2 | BOLT, 1/2-13 X 8 GD5 YZ (NLA) |
| 0060 | 5025396 | 2 | NUT, Hex Flange, Nylock, 1/2-13 |
| 0070 | 5108803 | 4 | DUST CAP, CASTER TIRE, BLACK |
| 0080 | 5103648 | 2 | BEARING ADJUSTER, SPACER, 6.062 LG |
| 0090 | 5103650 | 2 | NUT, BEARING ADJUSTER, AXLE |

Hardware Identification & Torque Specifications

| Torque Specification Chart | | | | | | | | |
|--|-----------|------|-----------|------|------------|------|------------|------|
| FOR STANDARD METRIC MACHINE HARDWARE (Tolerance ± 20%) | | | | | | | | |
| Property Class | 5.6 | | 8.8 | | 10.9 | | 12.9 | |
| | Class 5.6 | | Class 8.8 | | Class 10.9 | | Class 12.9 | |
| Size Of Hardware | in/lbs | Nm. | in/lbs | Nm. | in/lbs | Nm. | in/lbs | Nm. |
| | ft/lbs | | ft/lbs | | ft/lbs | | ft/lbs | |
| M3 | 5.88 | .56 | 13.44 | 1.28 | 19.2 | 1.80 | 22.92 | 2.15 |
| M4 | 13.44 | 1.28 | 30.72 | 2.90 | 43.44 | 4.10 | 52.56 | 4.95 |
| M5 | 26.4 | 2.50 | 60.96 | 5.75 | 5.97 | 8.10 | 7.15 | 9.7 |
| M6 | 44.64 | 4.3 | 7.3 | 9.9 | 10.3 | 14 | 12.1 | 16.5 |
| M7 | 5.2 | 7.1 | 12.1 | 16.5 | 16.9 | 23 | 19.9 | 27 |
| M8 | 7.7 | 10.5 | 17.7 | 24 | 25 | 34 | 29 | 40 |
| M10 | 15 | 21 | 35 | 48 | 50 | 67 | 59 | 81 |
| M12 | 26 | 36 | 61 | 83 | 86.2 | 117 | 103 | 140 |
| M14 | 42 | 58 | 101 | 132 | 136 | 185 | 162 | 220 |
| M16 | 64 | 88 | 147 | 200 | 210 | 285 | 250 | 340 |
| M18 | 89 | 121 | 202 | 275 | 287 | 390 | 346 | 470 |
| M20 | 126 | 171 | 290 | 390 | 405 | 550 | 486 | 660 |
| M22 | 169 | 230 | 390 | 530 | 559 | 745 | 656 | 890 |
| M24 | 217 | 295 | 497 | 375 | 708 | 960 | 840 | 1140 |
| M27 | 320 | 435 | 733 | 995 | 1032 | 1400 | 1239 | 1680 |
| M30 | 435 | 590 | 995 | 1350 | 1401 | 1900 | 1681 | 2280 |
| M33 | 590 | 800 | 1349 | 1830 | 1902 | 2580 | 2278 | 3090 |
| M36 | 759 | 1030 | 1740 | 2360 | 2441 | 3310 | 2935 | 3980 |
| M39 | 988 | 1340 | 2249 | 3050 | 3163 | 4290 | 3798 | 5150 |

| Torque Specification Chart | | | | | | |
|---|-------------|-------|-------------|-------|-------------|---------|
| FOR STANDARD MACHINE HARDWARE (Tolerance ± 20%) | | | | | | |
| Hardware Grade | No Marks | | SAE Grade 5 | | SAE Grade 8 | |
| | SAE Grade 2 | | SAE Grade 5 | | SAE Grade 8 | |
| Size Of Hardware | in/lbs | Nm. | in/lbs | Nm. | in/lbs | Nm. |
| | ft/lbs | | ft/lbs | | ft/lbs | |
| 8-32 | 19 | 2.1 | 30 | 3.4 | 41 | 4.6 |
| 8-36 | 20 | 2.3 | 31 | 3.5 | 43 | 4.9 |
| 10-24 | 27 | 3.1 | 43 | 4.9 | 60 | 6.8 |
| 10-32 | 31 | 3.5 | 49 | 5.5 | 68 | 7.7 |
| 1/4-20 | 66 | 7.6 | 8 | 10.9 | 12 | 16.3 |
| 1/4-28 | 76 | 8.6 | 10 | 13.6 | 14 | 19.0 |
| 5/16-18 | 11 | 15.0 | 17 | 23.1 | 25 | 34.0 |
| 5/16-24 | 12 | 16.3 | 19 | 25.8 | 29 | 34.0 |
| 3/8-16 | 20 | 27.2 | 30 | 40.8 | 45 | 61.2 |
| 3/8-24 | 23 | 31.3 | 35 | 47.6 | 50 | 68.0 |
| 7/16-14 | 30 | 40.8 | 50 | 68.0 | 70 | 95.2 |
| 7/16-20 | 35 | 47.6 | 55 | 74.8 | 80 | 108.8 |
| 1/2-13 | 50 | 68.0 | 75 | 102.0 | 110 | 149.6 |
| 1/2-20 | 55 | 74.8 | 90 | 122.4 | 120 | 163.2 |
| 9/16-12 | 65 | 88.4 | 110 | 149.6 | 150 | 204.0 |
| 9/16-18 | 75 | 102.0 | 120 | 163.2 | 170 | 231.2 |
| 5/8-11 | 90 | 122.4 | 150 | 204.0 | 220 | 299.2 |
| 5/8-18 | 100 | 136 | 180 | 244.8 | 240 | 326.4 |
| 3/4-10 | 160 | 217.6 | 260 | 353.6 | 386 | 525.0 |
| 3/4-16 | 180 | 244.8 | 300 | 408.0 | 420 | 571.2 |
| 7/8-9 | 140 | 190.4 | 400 | 544.0 | 600 | 816.0 |
| 7/8-14 | 155 | 210.8 | 440 | 598.4 | 660 | 897.6 |
| 1-8 | 220 | 299.2 | 580 | 788.8 | 900 | 1,244.0 |
| 1-12 | 240 | 326.4 | 640 | 870.4 | 1,000 | 1,360.0 |

The guides and ruler furnished below are designed to help you select the appropriate hardware.

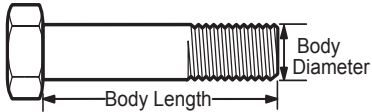


Nut, M8

Thread Diameter (mm)

Inside Diameter (in) Threads per inch

Nut, 1/2-16



Screw, M8- 1.25 x 25

Thread Diameter (mm) Distance between threads (mm) Body Length (mm)

Body Diameter Threads per inch Body Length (in)

Screw, 1/2- 16 x 2



Standard Hardware Sizing

When a washer or nut is identified as 1/2" (M8), this is the *Nominal size*, meaning the *inside diameter* is 1/2 inch (8mm metric thread diameter); if a second number is present it represents the *threads per inch* (distance between threads).

When bolt or capscrew is identified as 1/2 - 16 x 2" (M8 - 1.25 x 50), this means the *Nominal size*, or body diameter is 1/2 inch (8mm metric thread diameter), the second number, 16, represents the *threads per inch*, (*distance between threads*). The final number is the body length of the bolt or screw, 2 inches (50mm).

NOTES

- These torque values are to be used for all hardware excluding: locknuts, self-tapping screws, thread forming screws, sheet metal screws and socket head setscrews.
- Recommended seating torque values for locknuts:
 - for prevailing torque locknuts - use 65% of grade 5 torques.
 - for flange whizlock nuts and screws - use 135% of grade 5 torques.
- Unless otherwise noted on assembly drawings, all torque values must meet this specification.

Common Hardware Types

Hex Head Capscrew



Washer



Carriage Bolt



Hex Nut

Wrench & Fastener Size Guide

| | | | | |
|----------------------------------|----------------------------------|----------------------------------|--|---------------------------------|
| | | | | |
| 1/4" Bolt or Nut Wrench—7/16" | 5/16" Bolt or Nut Wrench—1/2" | 3/8" Bolt or Nut Wrench—9/16" | 7/16" Bolt or Nut Wrench (Bolt)—5/8" Wrench (Nut)—11/16" | 1/2" Bolt or Nut Wrench—3/4" |
| M6 Bolt or Nut Wrench—10mm | M8 Bolt or Nut Wrench—13mm | M10 Bolt or Nut Wrench—17mm | M12 Bolt or Nut Wrench—19mm | M14 Bolt or Nut Wrench—22mm |

