



Parts Manual

Mfg. No: 5902015
FW45 CC Series with 52" Side Discharge
Mower Deck (FW45CCKAV2152)

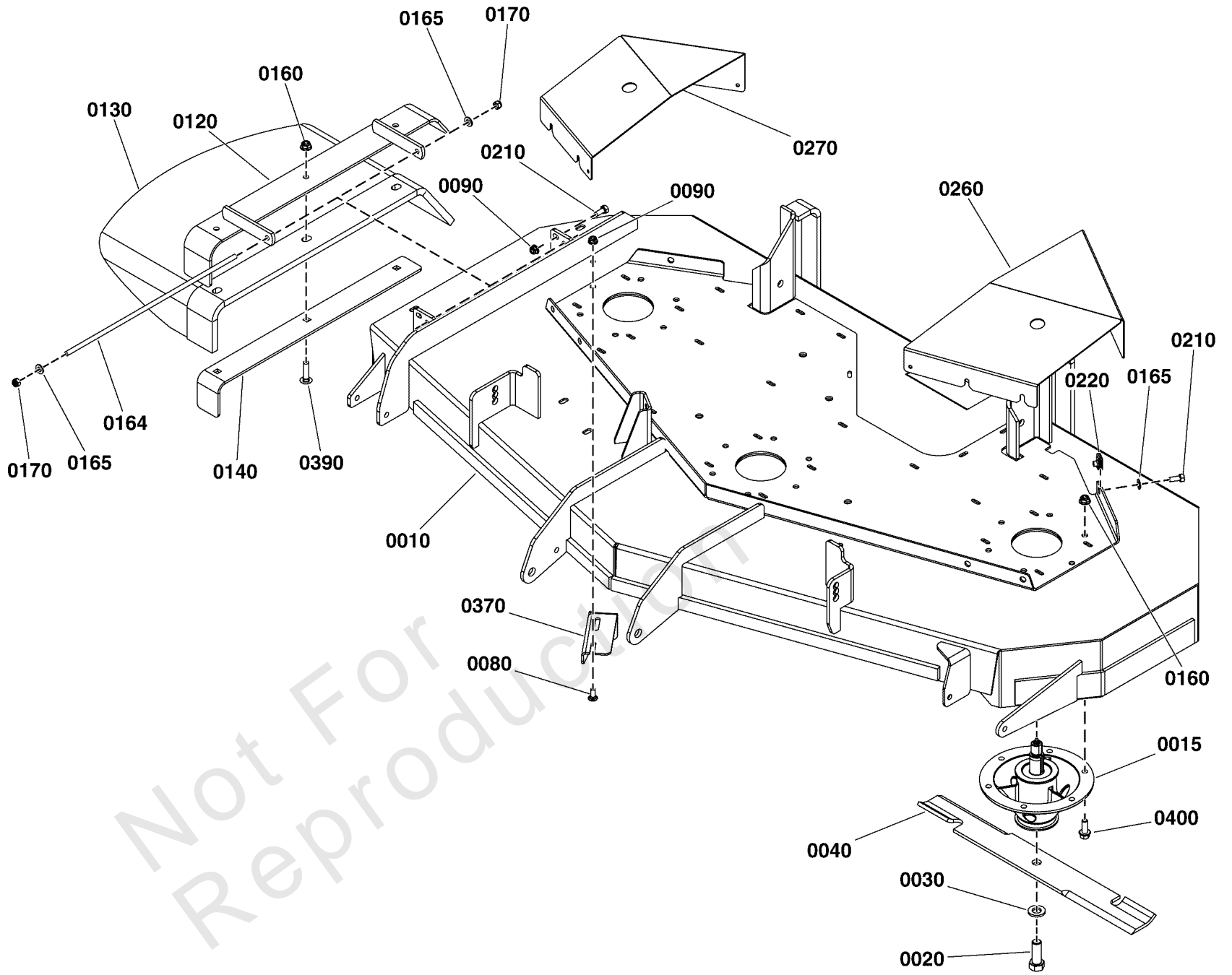


Model Components	Page
52" Mower Deck Group - Housing, Covers, Spindles, and Blades.	4
52" Mower Deck Group - Pulleys, Belt, and Idler Arm.	6
52" Mower Deck Group - Rollers.	8
Decal Group - Brand and Model.	10
Decal Group - Safety and Operation.	12
Deck Lift Group.	14
Electrical Group.	16
Electrical Schematic - Charging Circuit.	18
Electrical Schematic - Cranking Circuit.	20
Electrical Schematic - Ignition Grounding Circuit/Operator Presence.	22
Electrical Schematic - PTO Clutch Circuit.	24
Engine and PTO Group.	26
Engine Deck Group.	28
Front Frame Group.	30
Fuel Supply Hose and Evap Group (No Canister).	32
Fuel Tank and Mount Group.	34
Handle Bar Group.	36
Hydraulic Group.	38
Hydraulic Group - Hoses and Loom.	40
Hydraulic Group - Transaxle Selector Valve.	42
Motion Control Group - Forward Speed Control, Operator Presence, and Foot Pedal.	44
Motion Control Group - Steering Levers.	46
Parking Brake Group.	48
Transaxle Drive Group.	50
Transaxle SERVICE PARTS - 5108694 and 5108693.	52
Wheel and Tire Group.	56
Torque Specification Chart.	58

52" Mower Deck Group - Housing, Covers, Spindles, and Blades

Note: Unless noted otherwise, use the standard torque specifications

Mfg. No: 5902015



52" Mower Deck Group - Housing, Covers, Spindles, and Blades

REF NO	PART NO	QTY	DESCRIPTION
0010	5601106	1	DECK SHELL W/ DECALS, FW35-52 (5422046B)
0015	5100993	3	SPINDLE ASSM, CAST IRON 8.0 - 6-BOLT
0020	5025320X14	3	BOLT, 5/8-11 X 1-3/4 GD8
0030	5025477	3	WASHER, BLADE BOLT, 9/16" F436, CZ
0040	5101756S	1	BLADE, 18 X .25 X 2.5, 1 X 3.5 (SET OF THREE) -(Refer to Note :*)
0080	5025145X6	2	BOLT, 5/16-18 X 3/4, CARRIAGE, GD5, CZ
0090	5025392	3	NUT, 5/16-18 HEX NYLOCK FLANGE NUT
0120	5413400AA	1	NLA - WELD, MOUNT, DISCHARGE CHUTE - BLK
0130	84011105	1	CHUTE, Discharge
0140	5413398AA	1	SUPPORT, DISCHARGE CHUTE - BLK
0160	5025394	21	NUT, 3/8 - 16 HEX NYLOCK FLANGE
0164	5061300	1	ROD, MOUNT, CHUTE, 61, CZ
0165	5025155	8	WASHER, 5/16" SAE
0170	5025045	2	NUT, 5/16-24 HEX NYLON LOCK
0210	5025011X6	7	BOLT, 5/16-18 X 3/4 GD5
0220	5022308	6	BODY CLIP, 5/16-18-7GA MATERIAL
0260	5412336B	1	GUARD, DECK, 52, LH - RED
0270	5412335B	1	GUARD, DECK, 52, RH - RED
0370	84003127	1	DEFLECTOR
0390	5025146X12	3	BOLT, 3/8-16 X 1-1/2, CARRIAGE, GD5, CZ
0400	5025390X8	18	BOLT, 3/8-16 X 1, FLANGE, GD 5, CZ

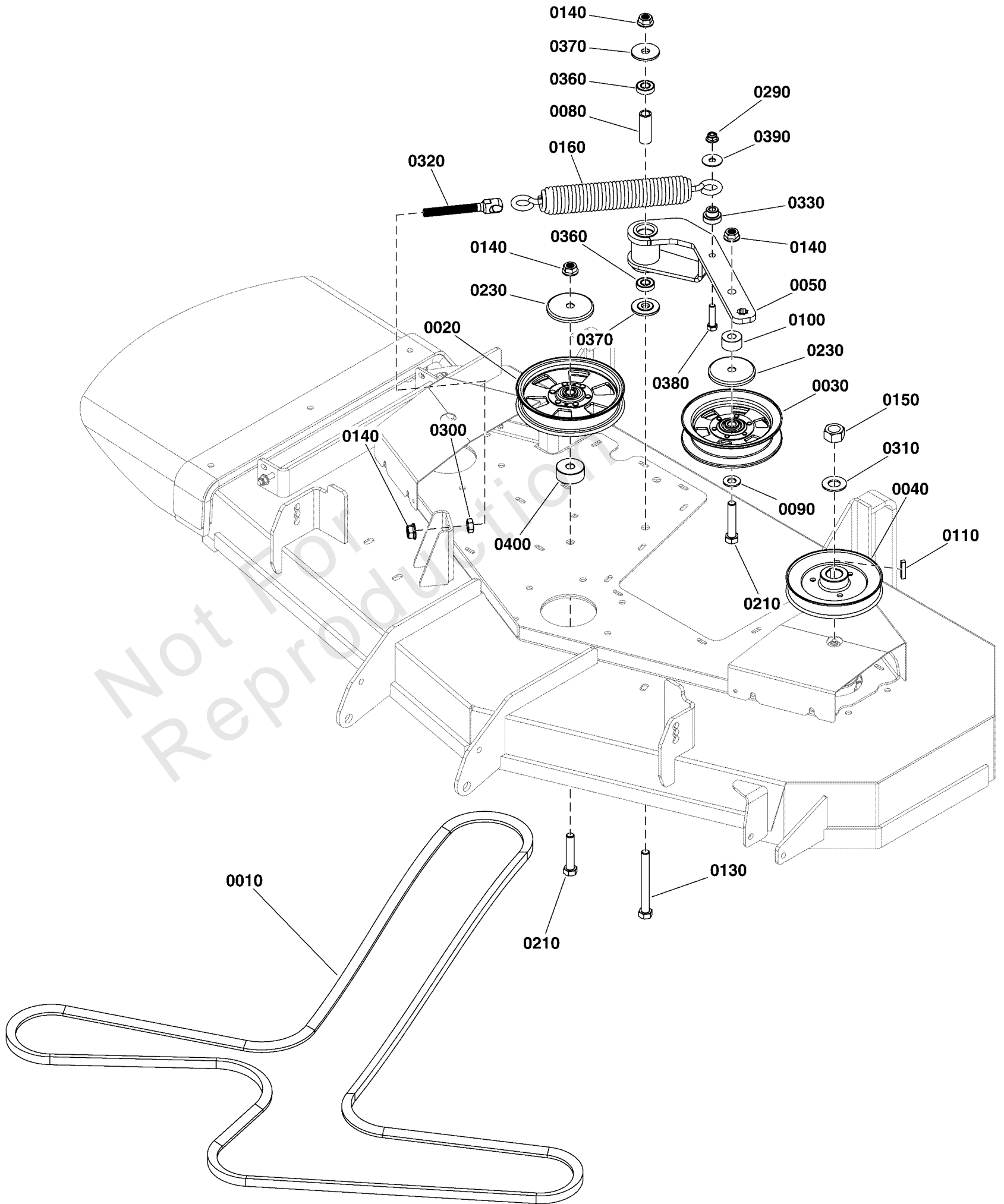
Footnotes:

Note : * Set of 3 blades.

52" Mower Deck Group - Pulleys, Belt, and Idler Arm

Note: Unless noted otherwise, use the standard torque specifications

Mfg. No: 5902015



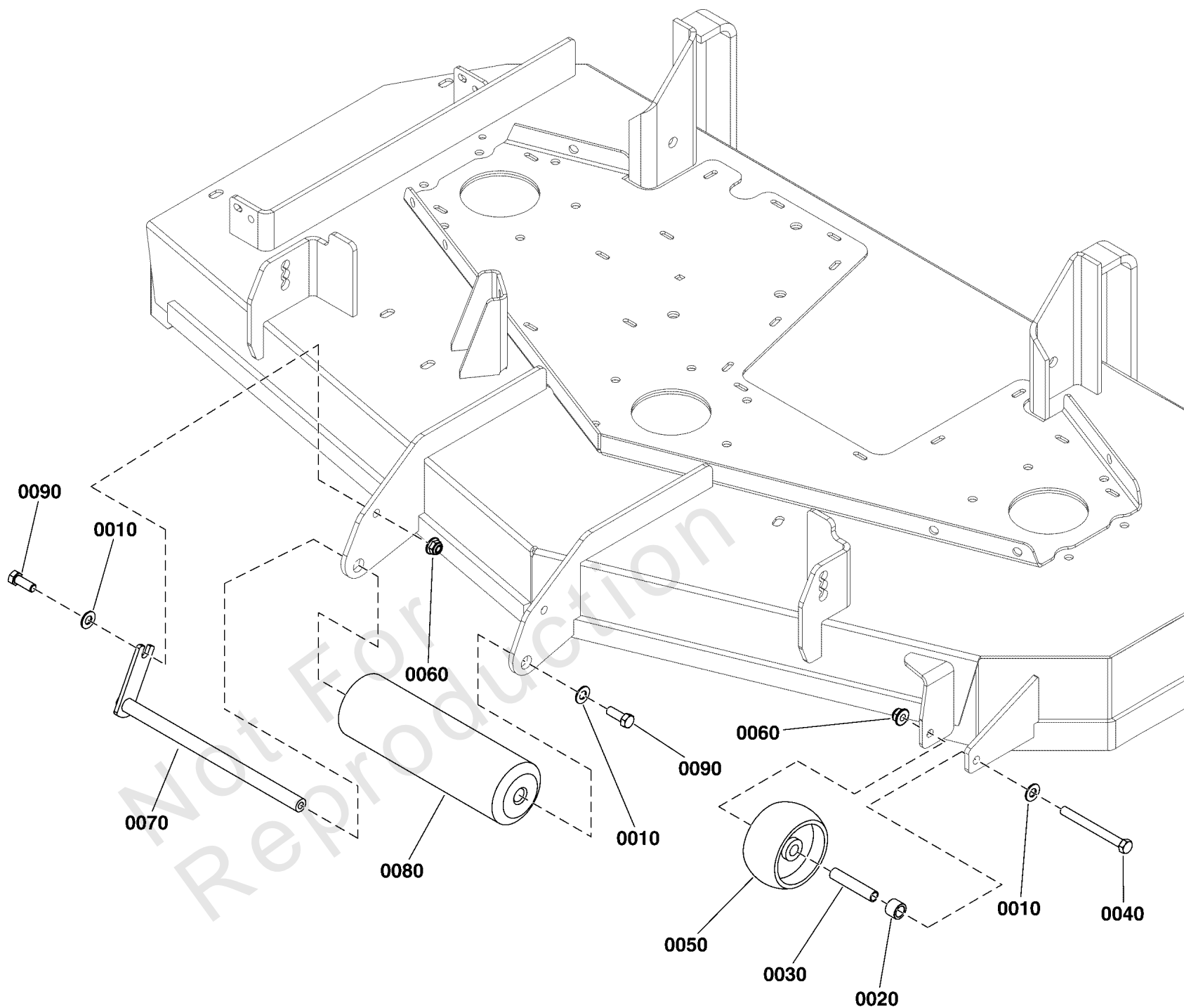
52" Mower Deck Group - Pulleys, Belt, and Idler Arm

REF NO	PART NO	QTY	DESCRIPTION
0010	5103392	1	BELT, 5V, 147.40"EL, LRG ARAMID,WRPD, RC
0020	5104717	2	PULLEY, FLT IDLR, 6.0 X 1.0 X .50, CZ
0030	5104716	1	PULLEY,IDLER,BACKSIDE,NOSEAM 6.25ODX.5ID
0040	5101351	3	PULLEY, 5.926OB X .985ID, SINGLE B-SEC
0050	5412371A	1	WELD, TENSION ARM, CUTTER DECK - BLK
0080	5104172	1	SPACER, .505 X .75 X 2.085, CZ
0090	5025158	1	WASHER, 1/2 SAE
0100	5047142	1	SPACER, .52 X 1.25 X .70, PM, CZ
0110	5050407X10	3	KEY, 1/4" SQ. X 1-1/4
0130	5025017X36	1	BOLT, 1/2-13 X 4-1/2" GD5 YZ
0140	5025396	5	NUT, Hex Flange, Nylock, 1/2-13
0150	5025405	3	NUT, 3/4-16 Hex
0160	5104166	1	SPRING, EXT, 1.5ODX12.25X.234WIRE BLK
0210	5025017X20	3	BOLT, 1/2-13 X 2-1/2" GD5 CZ
0230	5105145	3	SHIELD, BEARING, 1/2 ID X 2-7/8 OD, CZ
0290	5025394	1	NUT, 3/8 - 16 HEX NYLOCK FLANGE
0300	5025089	1	NUT, 1/2-20 Hex Jam
0310	5025406	3	WASHER, 3/4 BELLEVILLE CL/ZC
0320	5105844	1	SPRING PULLER, 1/2-20, 5.00
0330	5102406	1	SPACER, .38 X 1.13 X .781 STEP, CZ
0360	7078243	2	BEARING, BALL, AXLE
0370	5103262	2	SPACER, IDLER ARM, 1/2, PM
0380	5025013X12	1	BOLT, 3/8-16 X 1-1/2" GD5 CZ
0390	5025165	1	WASHER, 3/8" Fender
0400	5046916	2	SPACER, .51 x 1.75 x .75

52" Mower Deck Group - Rollers

Note: Unless noted otherwise, use the standard torque specifications

Mfg. No: 5902015



52" Mower Deck Group - Rollers


REF NO	PART NO	QTY	DESCRIPTION
0010	5025156	3	WASHER, 3/8 SAE
0020	5047027	1	SPACER, .51 X .75 X .56, PM, CZ
0030	5104675	1	SPACER, .38 X .50 X 2.50, CZ
0040	5025013X28	1	BOLT, 3/8-16 X 3-1/2" GD5 CZ
0050	1714760	1	WHEEL- 2.00 WIDE 3.88 DIA 0.531ID POLY
0060	5025394	2	NUT, 3/8 - 16 HEX NYLOCK FLANGE
0070	5105755	1	PIN, ROLLER, CZ
0080	5020785	1	ROLLER, DECK
0090	5025013X8	2	BOLT, 3/8-16 X 1" GD5 CZ

Not For Reproduction

Decal Group - Brand and Model

Note: Unless noted otherwise, use the standard torque specifications

Mfg. No: 5902015



Decal Group - Brand and Model

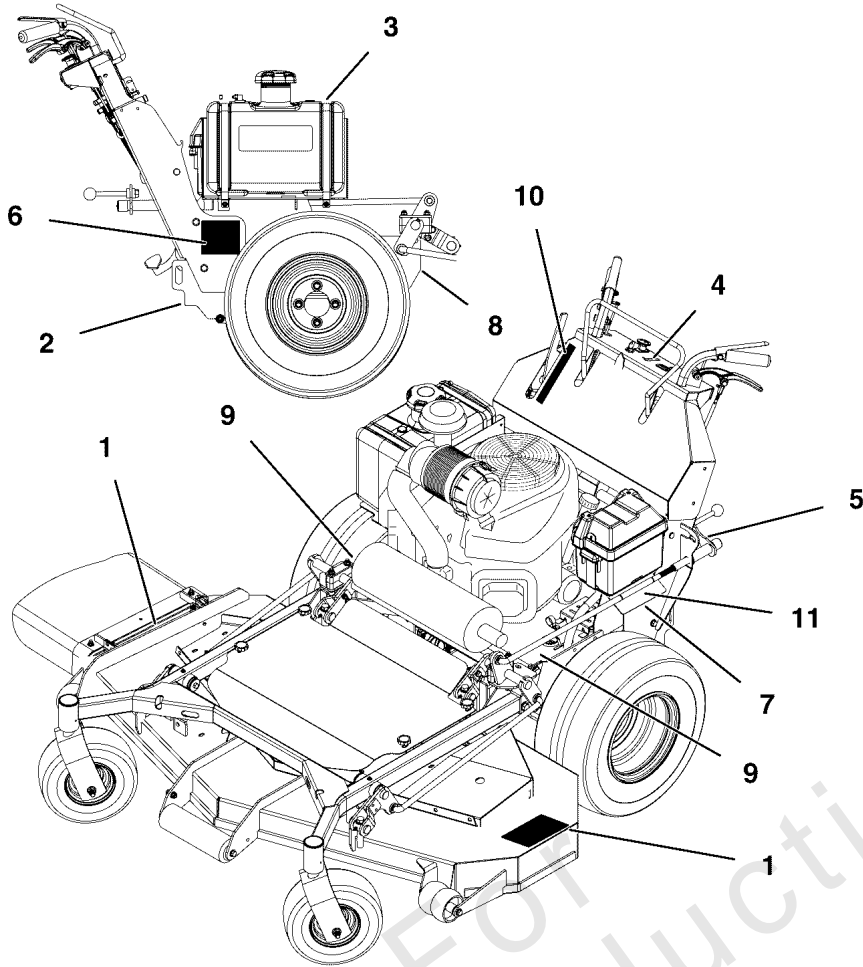
REF NO	PART NO	QTY	DESCRIPTION
1	5022812	1	DECAL, 52
2	5104767FS	1	DECAL, BRAND
3	5108862	1	DECAL, MODEL, W45
4	5107428	1	DECAL, FERRIS TEXT, 5"

Not For Reproduction

Decal Group - Safety and Operation

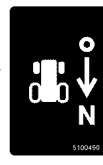
Note: Unless noted otherwise, use the standard torque specifications

Mfg. No: 5902015



⚠ DANGER
Amputation and thrown objects hazard

- Keep hands and feet away from deck.
- Do not operate mower unless discharge chute or entire grass catcher is in its proper place.



TRANSAXLE SERVICE VALVE

Read operator's manual for hydraulic oil change procedure.

OFF

HYDRAULIC OIL
USE SAE 20W-50 MOTOR OIL

LH RH

⚠ WARNING
Avoid serious injury or death

- Read operator's manual before using this product.
- Go across slopes, NOT up and down.
- Look down and behind before and while backing.
- Stop the mower when children or others are near.
- Remove objects that could be thrown by the blade.
- Keep safety devices (guards, shields, switches, etc.) in place and working.
- Do NOT operate this machine unless you are trained.
- Know the location and function of all controls.
- Avoid steep slopes. Reduce speed and use extreme caution on slopes.

⚠ WARNING
Fire Hazard
 Gasoline is flammable. Debris is combustible.

- Allow engine to cool for at least 3 minutes before refueling.
- Keep unit cleaned of debris.
- This equipment may create sparks that can start fires around dry vegetation. A spark arrester may be required. Contact local fire agencies for regulations relating to fire prevention requirements.

The operator's manual is available in Spanish. La manual del operador está disponible en Español.

Ignition System (Gasoline Models)
 This spark ignition system complies with Canadian standard ICES-002.

3-1/4" (8.3 cm)

Belt: 5104193

⚠ DANGER
Falling Off Sulky Hazard

- Read the Operator's Manual.
- Follow all Safety Rules and Information.
- Do NOT operate on slopes over 20 degrees.

⚠ DANGER
Crushing Hazard of Sulky - It May Cause Serious Injury

- Do NOT allow sulky to rotate more than 90 degrees while standing on sulky platform.
- Do NOT operate in reverse (back up) while standing on sulky platform, always dismount sulky.
- Always place sulky in transport position (secured by the chain) before loading or unloading mower on a trailer.

1.5" (3.81) —
 2" (5.08) —
 2.5" (6.35) —
 3" (7.62) —
 3.5" (8.89) —
 4" (10.16) —
 4.5" (11.43) —
 5" (12.70) —

" = INCHES
 () = CM

Models with Remote Oil Tank

FACTORY-FILLED WITH 15W-50 Full-Synthetic
WATERBURY OIL

Decal Group - Safety and Operation

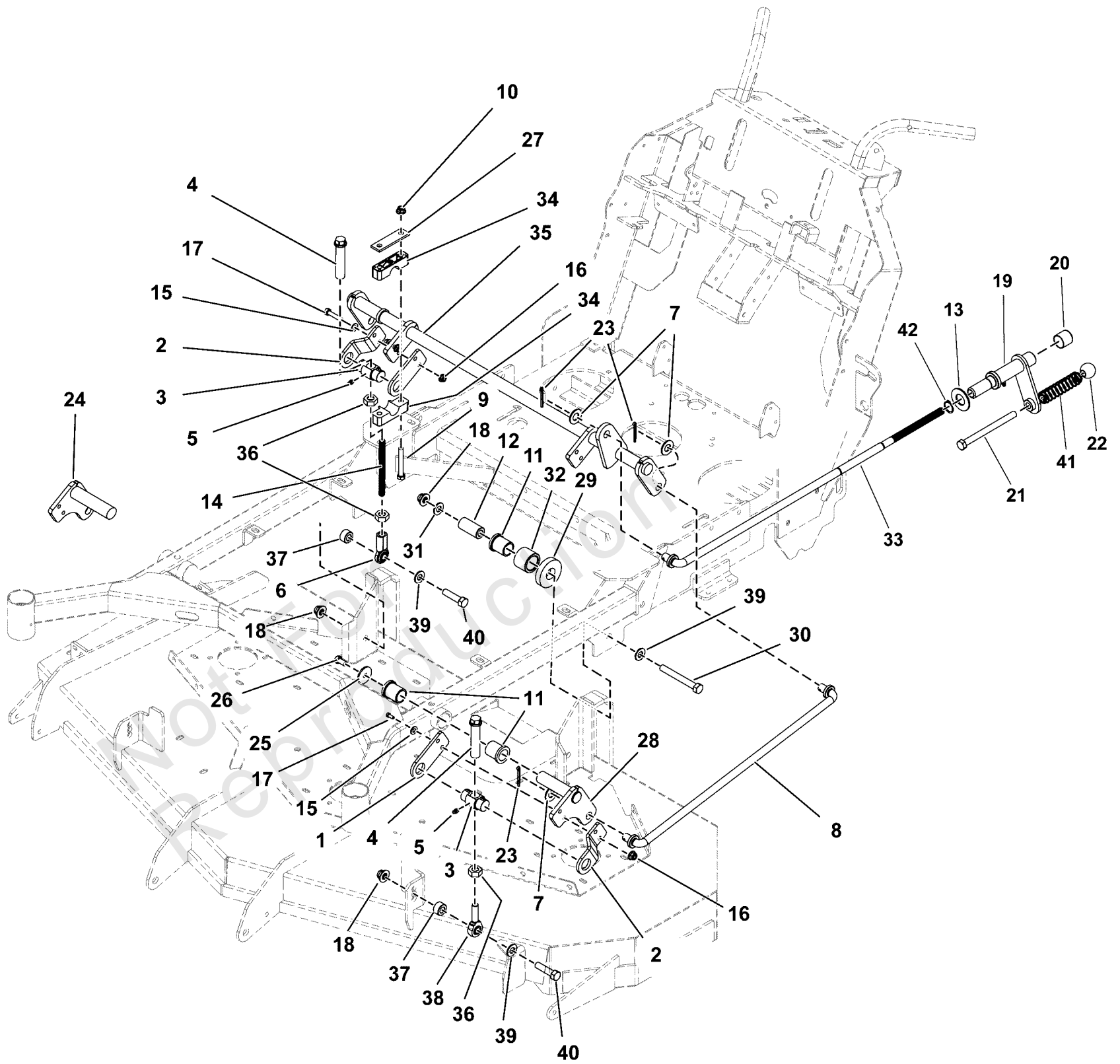
REF NO	PART NO	QTY	DESCRIPTION
1	7101665	2	DECAL, DANGER DO NOT OPERATE W/O DEFLECT
2	5100490	2	DECAL, PEDAL
3	5108757	1	DECAL, TRANSAXLE SELECTOR VALVE
4	84008377	1	DECAL, Warning/Safety
5	5101291	1	DECAL, CUT HEIGHT, SPDD
6	5103665	1	DECAL, FIRE HAZARD, 3.25W X 3.0H
7	5104269	1	DECAL, SPANISH MANUAL, IGES, C-TICK
8	5104213	1	DECAL, BELT ROUTING, F/SW35
9	5104268	2	DECAL, TRANSAXLE RELEASE, WB
10	5102628	1	DECAL, PARKING BRAKE SYMBOLS
11	5104266	1	DECAL, CUT HEIGHT, WB, 1.5"-5"
12	-----	1	LABEL, OIL INFORMATION -(Models w/ Remote Oil Tank Only)
13	5106760	1	DECAL, MAIN SAFETY, SULKY

Not For Reproduction

Deck Lift Group

Note: Unless noted otherwise, use the standard torque specifications

Mfg. No: 5902015



Deck Lift Group

REF NO	PART NO	QTY	DESCRIPTION
1	5413900AA	4	BRACKET, INNER TRUNION MNT - BLK
2	5413899AA	4	BRACKET, OUTER TRUNION MNT - BLK
3	5104238	4	PIVOT, DECK LIFT TRUNION, GREASABLE
4	5109915FS	4	ADJUSTER, HEIGHT
5	5020095	4	GREASE FITTING, 1/4-28 Straight
6	1702779	2	JOINT-BALL .500-20 THD .500ID, CLR ZINC
7	5025281	5	WASHER, 5/8" SAE
8	5104209	2	ROD, DECK LIFT TIMING, 48-52
9	5025013X22	4	BOLT, 3/8-16 X 2-3/4" GD5 CZ
10	5025394	4	NUT, 3/8 - 16 HEX NYLOCK FLANGE
11	5021541	6	BUSHING, FLANGE
12	5100732	2	SPACER, .52 X 1.00 X 2.09 - SS
13	5025162	1	WASHER-1.00 HYDRO CUT
14	5102665	2	ROD, 1/2-20 X 5.50 TFL, CZ
15	5025156	8	WASHER, 3/8 SAE
16	5025394	8	NUT, 3/8 - 16 HEX NYLOCK FLANGE
17	5025013X12	8	BOLT, 3/8-16 X 1-1/2" GD5 CZ
18	5025396	6	NUT, Hex Flange, Nylock, 1/2-13
19	5109449	1	CRANK, HANDLE, W45
20	5102086	1	CAP, VINYL, 1.062 X 1.00 BLK
21	5025017X48	1	BOLT, 1/2-13 X 6" GD5 YZ
22	5021733	1	KNOB, PLASTIC, 1/2-13
23	5025203X10	5	PIN, COTTER, 1/8 X 1-1/4
24	5413896AA	1	NLA - WELD, DECK LIFT LEVER, RH - BLK
25	5100548	2	WASHER, .390 X 1.50 X .109, YZ
26	5025443	2	BOLT, 3/8-16 X 3/4, PLT W/PATCH
27	5403925AA	2	PLATE, PIVOT BLOCK SUPPORT - BLK
28	5413895AA	1	WELD, DECK LIFT LEVER, LH - BLK
29	5061010	2	WASHER, FRICTION
30	5025017X26	2	BOLT, 1/2-13 X 3-1/4, HEX HD, GD5, CZ (SV)
31	5025150	2	WASHER, 1/2" USSZ
32	5100731	2	ROLLER, DECK HEIGHT
33	5104220	1	ROD, DECK HEIGHT
34	5100634	4	PIVOT BLOCK, PLASTIC
35	5413894AA	1	WELD, SHAFT, DECK LIFT, SW35 - BLK
36	5025089	6	NUT, 1/2-20 Hex Jam
37	5105392	4	WASHER, .515 X 1.00 X .25", CZ
38	5104267	2	BALL JOINT, 1/2-20, RH, MALE, METAL RACE
39	5025158	6	WASHER, 1/2 SAE
40	5025017X16	4	BOLT, 1/2-13 X 2" GD5 CZ
41	5107543	1	SPRING, FORWARD RETURN, FW15
42	5109482	1	SNAP RING, EXTERNAL, 15/16" SHAFT

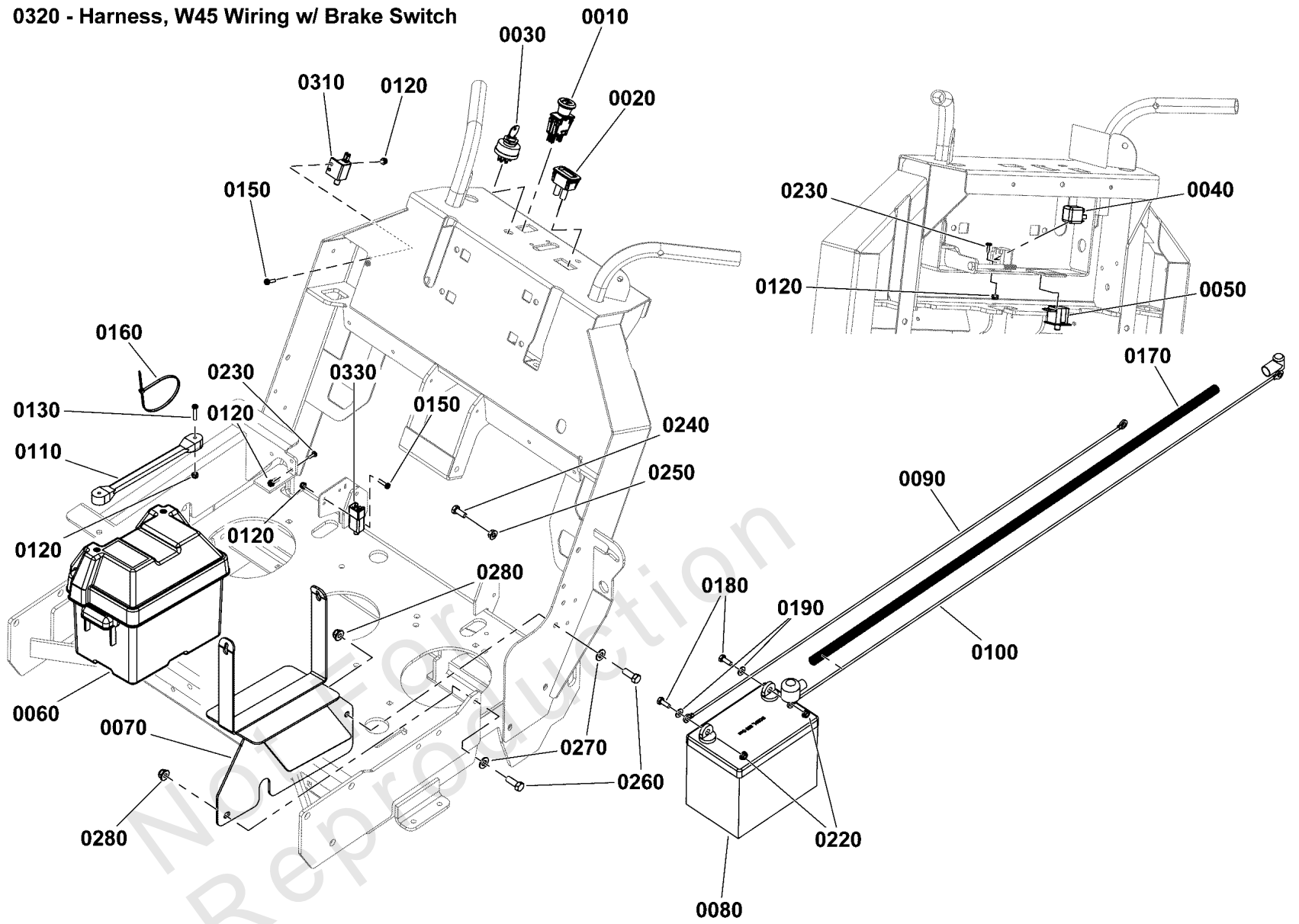
Electrical Group

Note: Unless noted otherwise, use the standard torque specifications

Mfg. No: 5902015

0300 - Wire Harness, Jumper, Kawi - Large Harn

0320 - Harness, W45 Wiring w/ Brake Switch



Electrical Group

REF NO	PART NO	QTY	DESCRIPTION
0010	5104697	1	PTO SWITCH, MOMENTARY, SMALL KNOB
0020	84008510	1	HOURMETER
0030	5020927	1	SWITCH, IGNITION, 6 POST
0040	5021766	1	RELAY, 12 VOLT, 40 AMP
0050	5101280	1	SWITCH, PLUNGER, NO/NC SNAP-IN, LOW PROFILE
0060	5100688	1	BATTERY BOX, W/ DRAIN HOLE
0070	5413945AA	1	WELD, BATTERY MOUNT, W35 - BLK
0080	-----	1	BATTERY, 11U1L, 350 CCA
0090	5101396	1	CABLE, BATTERY, NEG, 30, 1/4-5/16
0100	5044876	1	BATTERY CABLE, POS, 35, 1/4-5/16
0110	5021670	1	STRAP, RUBBER
0120	5025271	6	NUT, Hex, Nylon Lock, #10-24
0130	5025270	2	SCREW, #10-24 X 1 RS, CZ
0150	5025179X6	3	SCREW, #10-24 X 3/4" ROUND PHILLIPS
0160	5021029	8	TIE, SELF-LOCKING, 12"
0170	5050927X27	1	WIRE LOOM, 3/8 ID X 27" LONG
0180	5025010X6	1	BOLT, 1/4"-20 X 3/4" GD5 YZ
0190	5025154	3	WASHER, 1/4 SAE
0220	5025126	2	NUT, 1/4-20 HEX SERR. FLANGE
0230	5025179X4	1	SCREW, #10-24 X 1/2" ROUND PHILLIPS
0240	5025249	1	BOLT, M8-1.25 X 20 MM GD 8.8
0250	5025355	2	NUT, M8-1.25 Hex Serrated Flange
0260	5025013X8	2	BOLT, 3/8-16 X 1" GD5 CZ
0270	5025156	2	WASHER, 3/8 SAE
0280	5025394	2	NUT, 3/8 - 16 HEX NYLOCK FLANGE
0300	5105303	1	WIRE HARNESS, JUMPER, KAWI - LARGE HARNE
0310	5021451	1	SWITCH, PLUNGER, N.O., BOLT-ON
0320	5108762	1	HARNESS, W45 WIRING W/ BRAKE SW
0330	1717050	1	SWITCH, PLUNGER, N.O./N.C.

Electrical Schematic - Charging Circuit

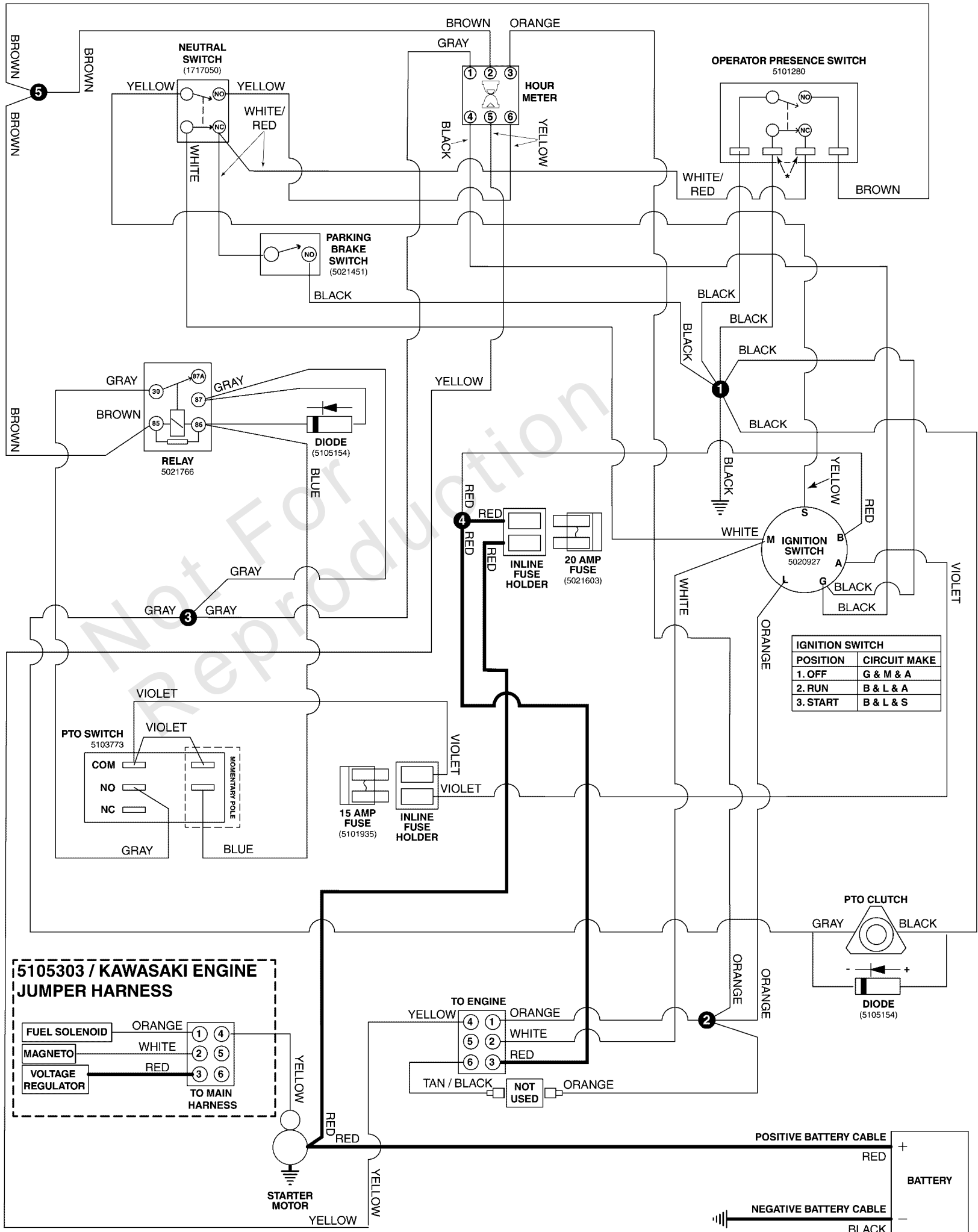
Note: Unless noted otherwise, use the standard torque specifications

Mfg. No: 5902015

5108762 / MAIN WIRE HARNESS - KAWASAKI FX ENGINES

5108762C

(If internal schematic of the switch is not shown, the image of the switch represents the back view of the connector as it is connected to the switch.)
 *This switch uses a "shorting" connector. When the connector is unplugged, the terminals going to the identified pole will have continuity.



Electrical Schematic - Charging Circuit

REF NO	PART NO	QTY	DESCRIPTION
5108762	5108762	1	HARNESS, W45 WIRING W/ BRAKE SW
5105303	5105303	1	WIRE HARNESS, JUMPER, KAWI - LARGE HARNE

Not For Reproduction

Electrical Schematic - Cranking Circuit

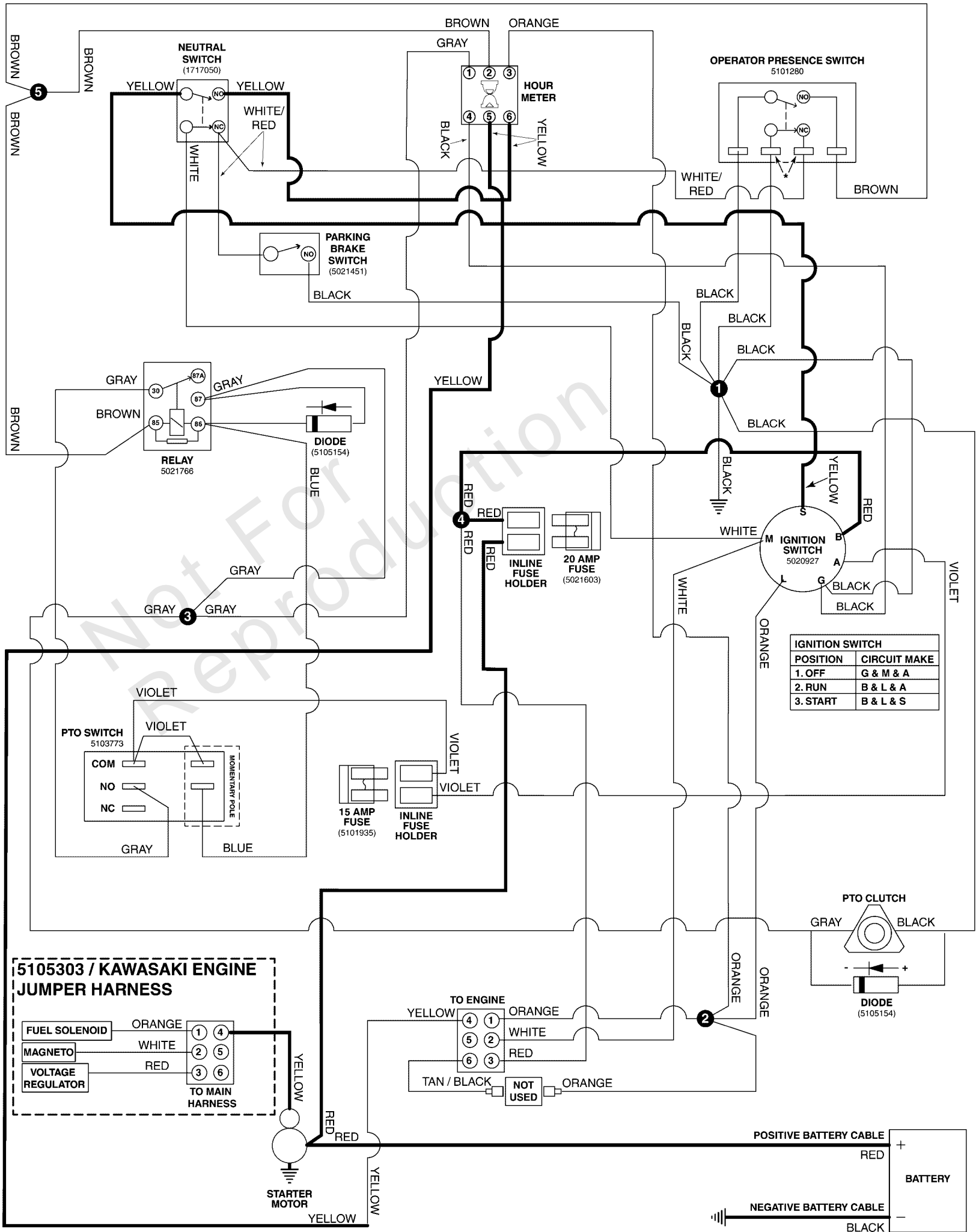
Note: Unless noted otherwise, use the standard torque specifications

Mfg. No: 5902015

5108762 / MAIN WIRE HARNESS - KAWASAKI FX ENGINES

5108762C

(If internal schematic of the switch is not shown, the image of the switch represents the back view of the connector as it is connected to the switch.)
 *This switch uses a "shorting" connector. When the connector is unplugged, the terminals going to the identified pole will have continuity.



Electrical Schematic - Cranking Circuit

REF NO	PART NO	QTY	DESCRIPTION
5108762	5108762	1	HARNESS, W45 WIRING W/ BRAKE SW
5105303	5105303	1	WIRE HARNESS, JUMPER, KAWI - LARGE HARNE

Not For Reproduction

Electrical Schematic - Ignition Grounding Circuit/Operator Presence

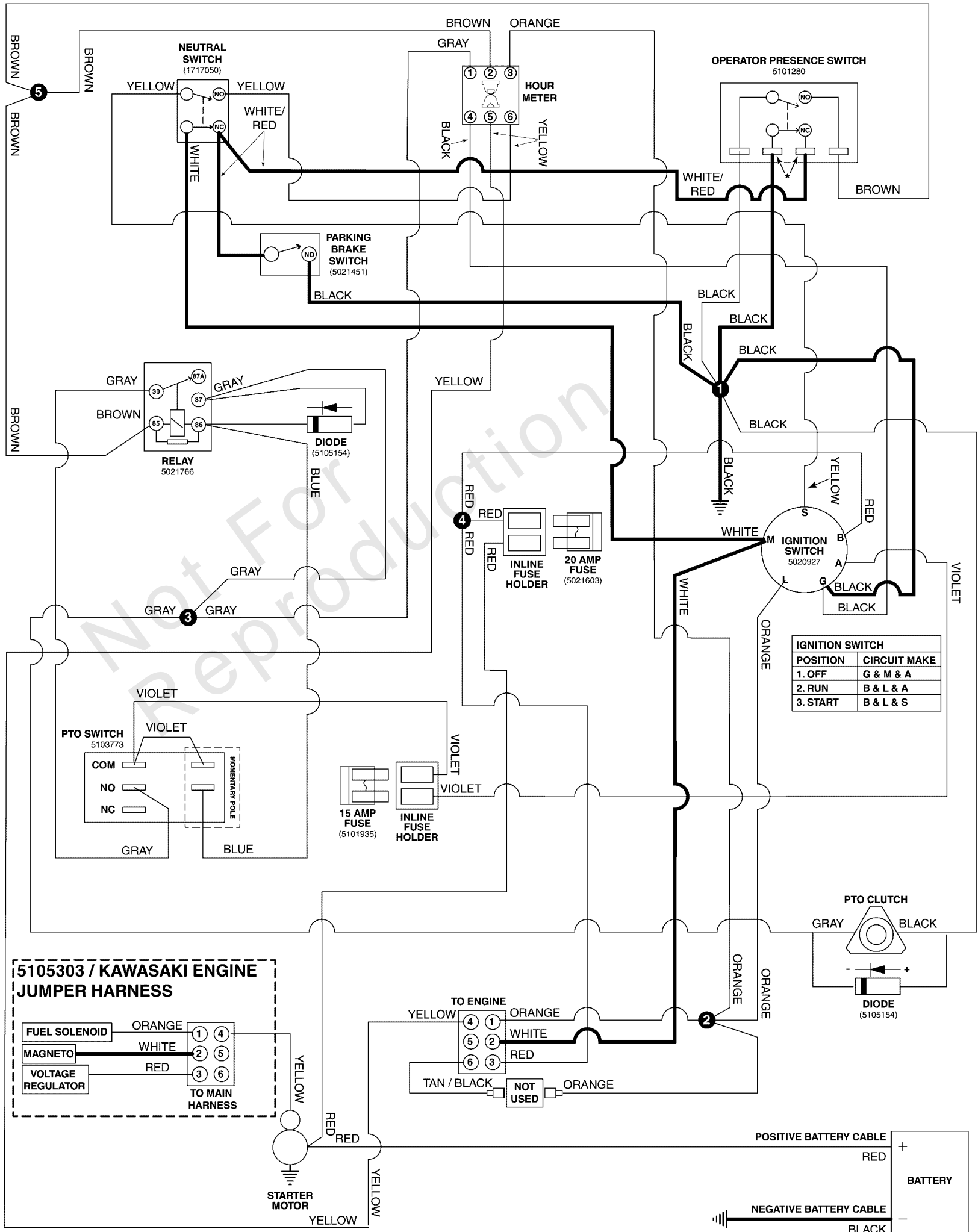
Note: Unless noted otherwise, use the standard torque specifications

Mfg. No: 5902015

5108762 / MAIN WIRE HARNESS - KAWASAKI FX ENGINES

5108762C

(If internal schematic of the switch is not shown, the image of the switch represents the back view of the connector as it is connected to the switch.)
 *This switch uses a "shorting" connector. When the connector is unplugged, the terminals going to the identified pole will have continuity.



Electrical Schematic - Ignition Grounding Circuit/Operator Presence

REF NO	PART NO	QTY	DESCRIPTION
5108762	5108762	1	HARNESS, W45 WIRING W/ BRAKE SW
5105303	5105303	1	WIRE HARNESS, JUMPER, KAWI - LARGE HARNE

Not For Reproduction

Electrical Schematic - PTO Clutch Circuit

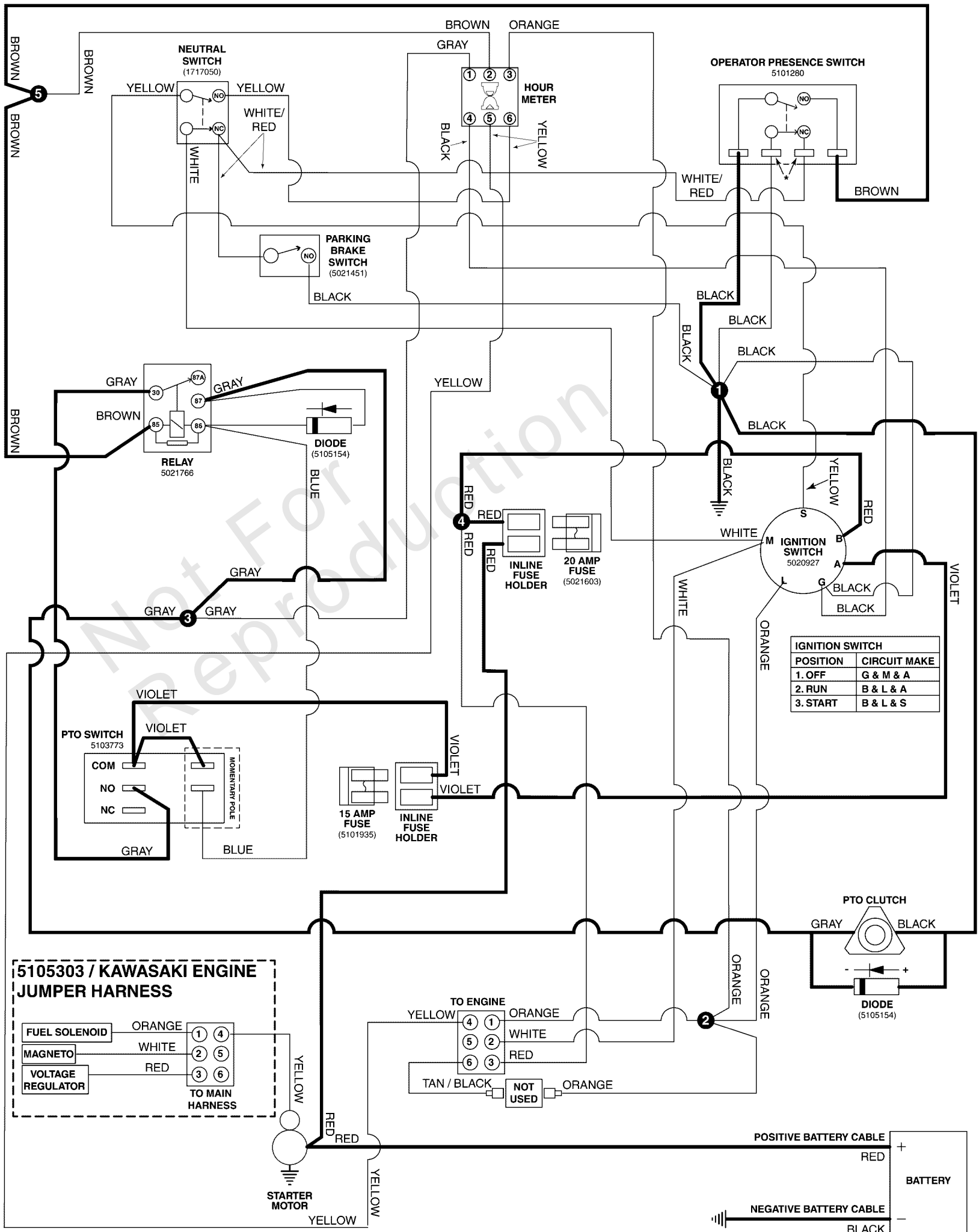
Note: Unless noted otherwise, use the standard torque specifications

Mfg. No: 5902015

5108762 / MAIN WIRE HARNESS - KAWASAKI FX ENGINES

5108762C

(If internal schematic of the switch is not shown, the image of the switch represents the back view of the connector as it is connected to the switch.)
 *This switch uses a "shorting" connector. When the connector is unplugged, the terminals going to the identified pole will have continuity.



Electrical Schematic - PTO Clutch Circuit

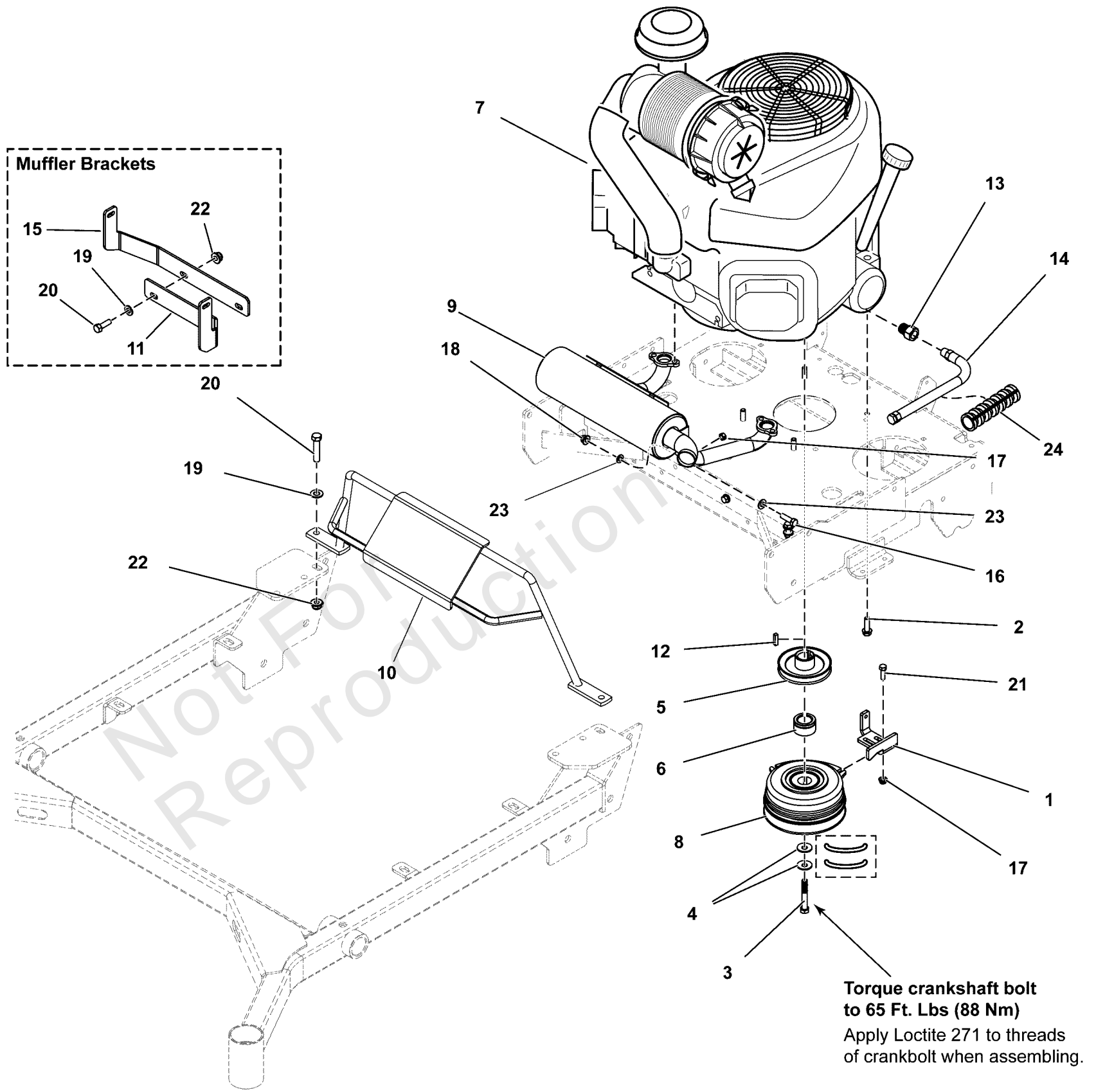
REF NO	PART NO	QTY	DESCRIPTION
5108762	5108762	1	HARNESS, W45 WIRING W/ BRAKE SW
5105303	5105303	1	WIRE HARNESS, JUMPER, KAWI - LARGE HARNE

Not For Reproduction

Engine and PTO Group

Note: Unless noted otherwise, use the standard torque specifications

Mfg. No: 5902015



Torque crankshaft bolt to 65 Ft. Lbs (88 Nm)
Apply Loctite 271 to threads of crankbolt when assembling.

Engine and PTO Group

REF NO	PART NO	QTY	DESCRIPTION
1	84009931	1	ANCHOR, Clutch
2	5025640	4	BOLT, 3/8-16X1-1/4 SF, GD8, PHOS, SER HD
3	5102865	1	BOLT, CRANKSHAFT, 7/16 X 2-3/4, PATCH, CZ
4	5025585	2	BELLEVILLE WASHER, 1.1875 X .442 X .098
5	5104236	1	PULLEY, CRANKSHAFT, 1.125ID X 4.50OD, OS
6	5047033	1	SPACER, 1.13 X 1.75 X 1.03, CZ
7	-----	1	ENGINE, 20.5HP KAWA, FX651V -(Refer to Note:*)
8	5105090	1	CLUTCH WARNER 200 FT-LB 1.13 X 6.323
9	5104163	1	MUFFLER, HORIZONTAL, KAWASAKI
10	5421108AA	1	WELD, MUFFLER/02, GUARD, W45 - BLK
11	5415276AA	1	PLATE, MUFFLER SUPPORT, LH, W35 - BLKK
12	5050407X8	1	KEY, 1/4 SQ X 1
13	5022234	1	ADAPTER, Oil Drain
14	5048681	1	HOSE, OIL DRAIN
15	5415277AA	1	PLATE, MUFFLER SUPPORT, RH, W35 - BLK
16	5025011X8	2	BOLT, 5/16-18 X 1" GRD5 YZ
17	5025392	2	NUT, 5/16-18 HEX NYLOCK FLANGE NUT
18	80003675	2	NUT, 5/16-1/8, HEX, CNTR LK, ZINC PHOS/OIL
19	5025156	4	WASHER, 3/8 SAE
20	5025013X10	4	BOLT, 3/8-16 X 1-1/4" GD5 CZ
21	5025145X8	2	BOLT, 5/16-18 X 1, CARRIAGE, GD5, CZ
22	5025394	4	NUT, 3/8 - 16 HEX NYLOCK FLANGE
23	5025292	4	WASHER, 5/16 GRADE 9, FLAT
24	5050862X8	1	WIRE LOOM, 3/4 ID X 8.00" LG

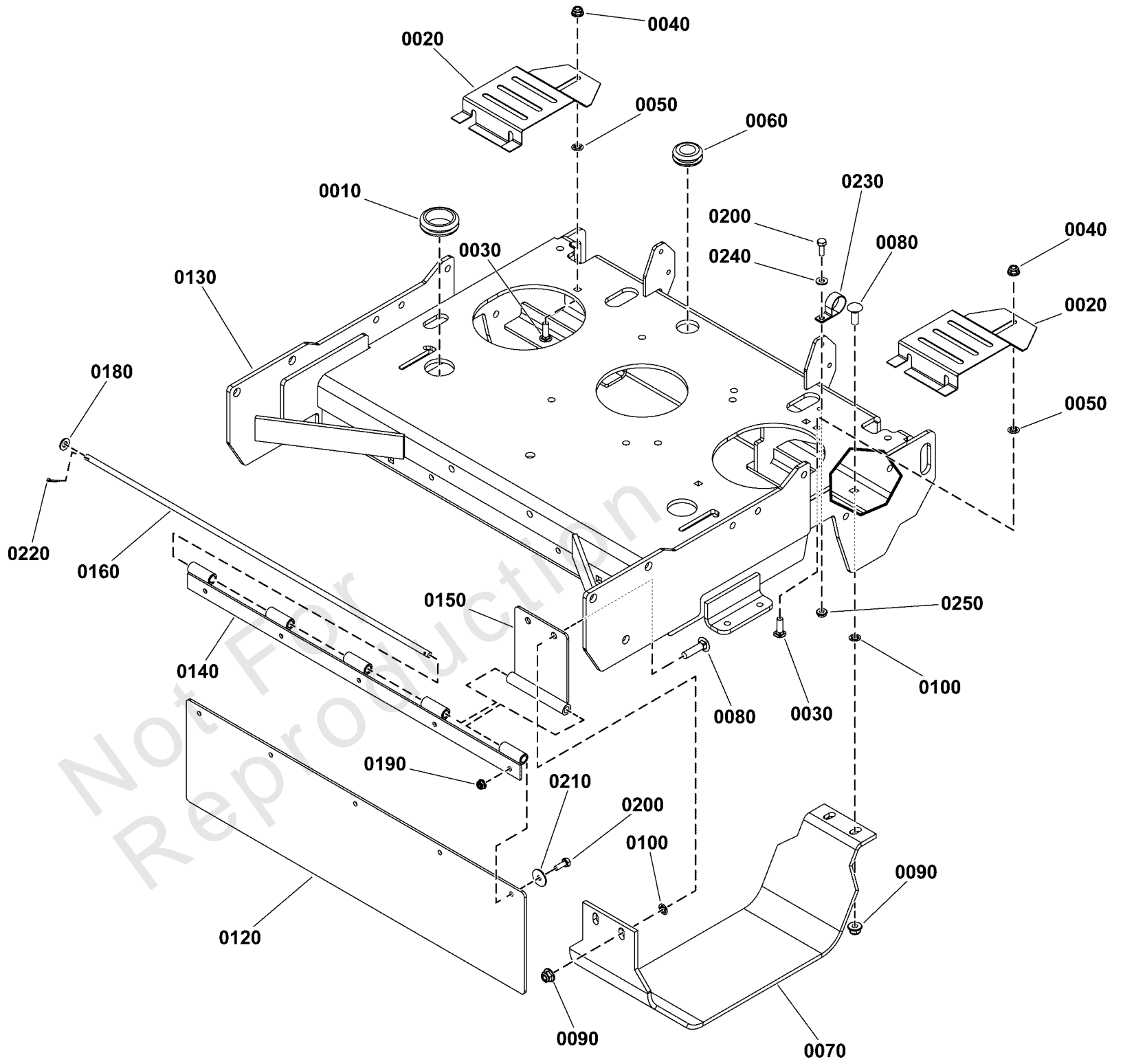
Footnotes:

*Note: Order engine replacement parts for authorized engine manufacturer service dealer.

Engine Deck Group

Note: Unless noted otherwise, use the standard torque specifications

Mfg. No: 5902015



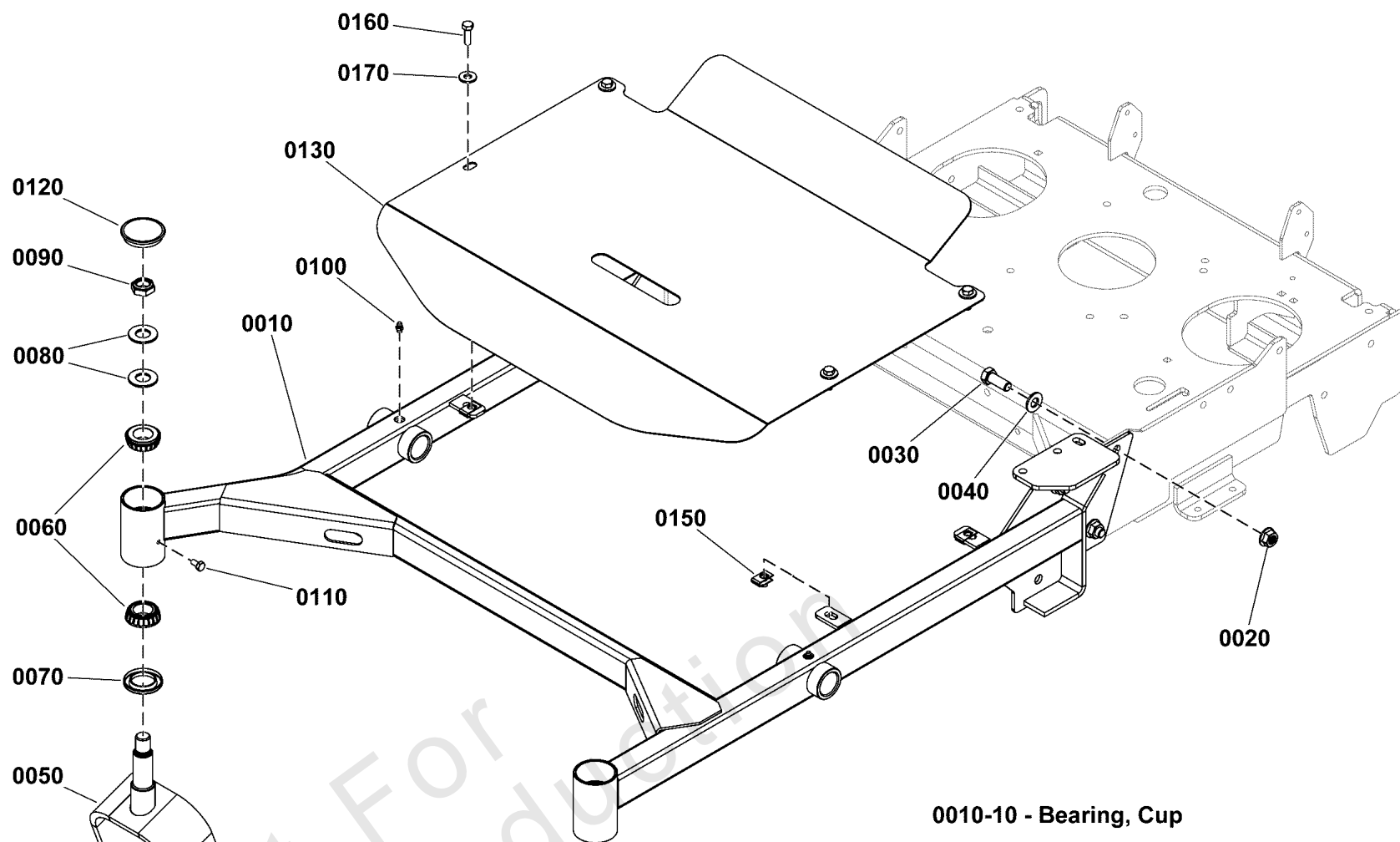
Engine Deck Group

REF NO	PART NO	QTY	DESCRIPTION
0010	5102677	2	GROMMET, 1-1/2" ID FOR 1/4" METAL
0020	5412030AA	2	PLATE, FAN GUARD - BLK
0030	5025145X8	2	BOLT, 5/16-18 X 1, CARRIAGE, GD5, CZ
0040	5025392	2	NUT, 5/16-18 HEX NYLOCK FLANGE NUT
0050	5025498	2	5/16" PUSH-ON NUT RETAINER, STL, CZ
0060	5103944	1	GROMMET, 7/8"ID, 1/4" THICK STK
0070	5420466AA	2	PLATE, TRANS PROTECTOR, W45 - BLK
0080	5025146X12	4	BOLT, 3/8-16 X 1-1/2, CARRIAGE, GD5, CZ
0080	80004497	4	BOLT,3/8-16X1.000,RND HD CRRG,ZINC/CLEAR
0090	5025394	8	NUT, 3/8 - 16 HEX NYLOCK FLANGE
0100	80005327	8	RETAINER,3/8,PUSHNUT,ZINC/CLEAR
0120	5108724	1	FLAP, RUBBER, 3/16 X 6.75 X 26.00
0130	5420312B	1	WELD, ENGINE DECK, W45 - RED
0140	5420214AA	1	WELD, LOWER FLAP MOUNT - BLK
0150	5420213AA	2	WELD, UPPER FLAP MOUNT - BLK
0160	5108918	1	ROD, 5/16 X 26.375, CZ
0180	5025155	2	WASHER, 5/16" SAE
0190	5025391	5	NUT, 1/4-20 Hex Nylock Flange
0200	5025010X6	6	BOLT, 1/4"-20 X 3/4" GD5 YZ
0210	5025288	5	WASHER, 1/4" Fender
0220	80002736	2	PIN, 3/32 X 0.750, COT, ZINC/CLEAR
0230	5021500	1	CLAMP, VINYL INSULATED, 1.00
0240	5025154	1	WASHER, 1/4 SAE
0250	5025126	1	NUT, 1/4-20 HEX SERR. FLANGE

Front Frame Group

Note: Unless noted otherwise, use the standard torque specifications

Mfg. No: 5902015



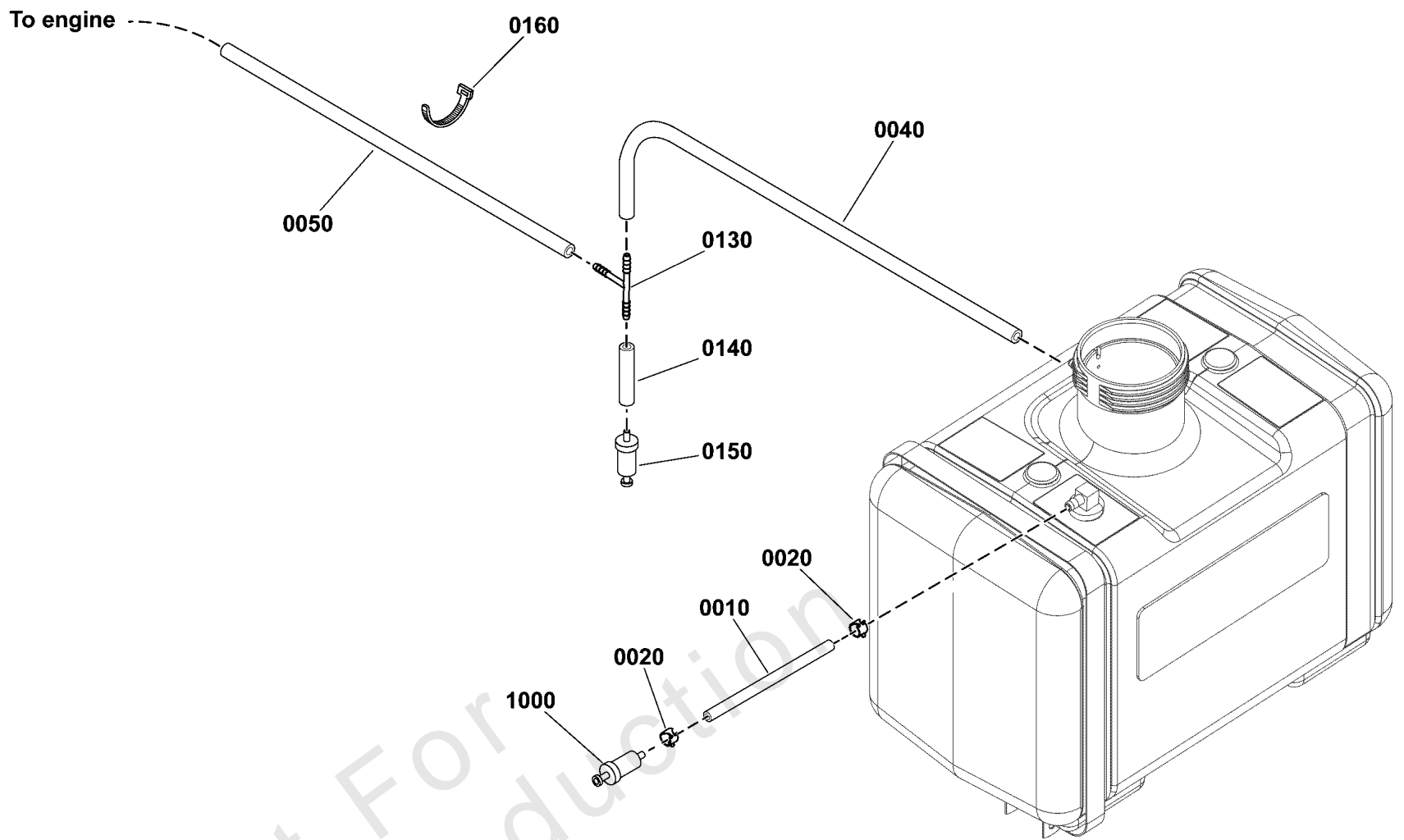
Front Frame Group

REF NO	PART NO	QTY	DESCRIPTION
0010	5422126B	1	WELD, FRONT FRAME, W45, 478/52 - RED
0010-10	5020883	2	CUP, BEARING (SV) -(SV)
0020	5025396	6	NUT, Hex Flange, Nylock, 1/2-13
0030	5025017X10	6	BOLT, 1/2-13 X 1-1/4 GD5 CZ
0040	5025158	6	WASHER, 1/2 SAE
0050	5401759B	2	WELD., FRONT CASTER YOKES - RED
0060	5020884	4	BEARING, TAPERED ROLLER, 1"
0070	5021072	2	SEAL, GREASE
0080	5025449	4	WASHER, BELLEVILLE - 1.500 X .755
0090	5025448	2	NUT, 3/4-16, HEX JAM NYLON LOCK
0100	5020095	2	GREASE FITTING, 1/4-28 Straight
0110	5025457	2	BOLT, 1/4-28 X 1/2, GD5 YZ
0120	5109845	2	CAP, GREASE, LOW PROFILE
0130	5420467B	1	PLATE, FRONT GUARD, W45 - RED
0150	5022308	4	BODY CLIP, 5/16-18-7GA MATERIAL
0160	5025011X8	4	BOLT, 5/16-18 X 1" GRD5 YZ
0170	5025337	4	WASHER, 5/16" USS

Fuel Supply Hose and Evap Group (No Canister)

Note: Unless noted otherwise, use the standard torque specifications

Mfg. No: 5902015



Not For
Reproduction

Fuel Supply Hose and Evap Group (No Canister)

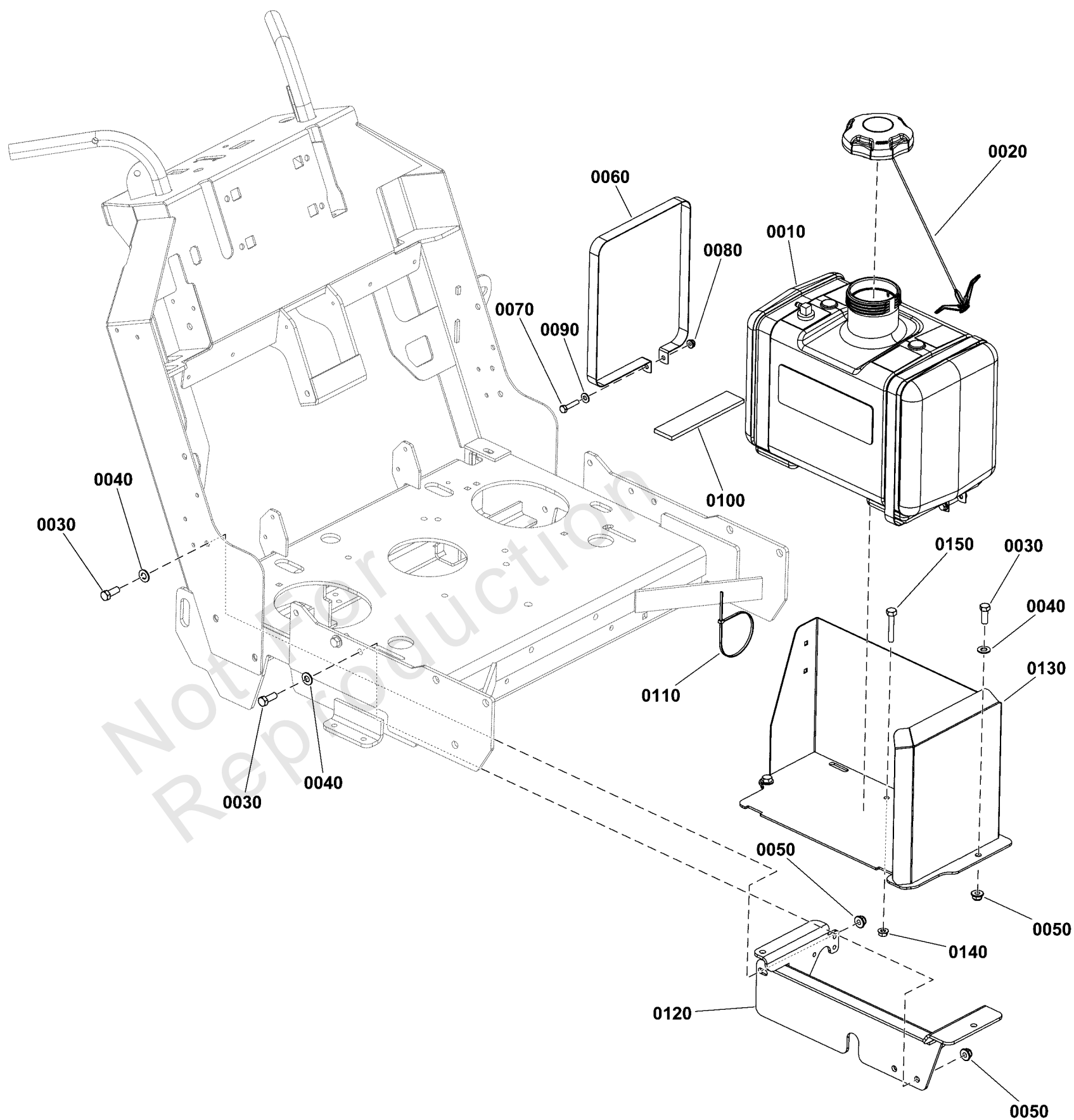
REF NO	PART NO	QTY	DESCRIPTION
0010	5050831X12	1	1/4" Fuel Line, 12" Long
0020	93807	2	CLAMP, Hose
0040	7700552X15P5	1	HOSE, VAPOR, 5MM ID, 15.50 LG
0050	7700552X8	1	HOSE, VAPOR, 5MM ID, 8.00 LG
0130	5103062	1	FITTING, 3/16" TEE, BARB TYPE, HDPE
0140	7700552X4P5	1	HOSE, VAPOR, 5MM ID, 4.50 LG
0150	80025019	1	FILTER, FUEL
0160	5021030	2	TIE, SELF-LOCKING, 6"
1000	5021178X3	1	FUEL FILTER (SV) -(SV)

Not For Reproduction

Fuel Tank and Mount Group

Note: Unless noted otherwise, use the standard torque specifications

Mfg. No: 5902015



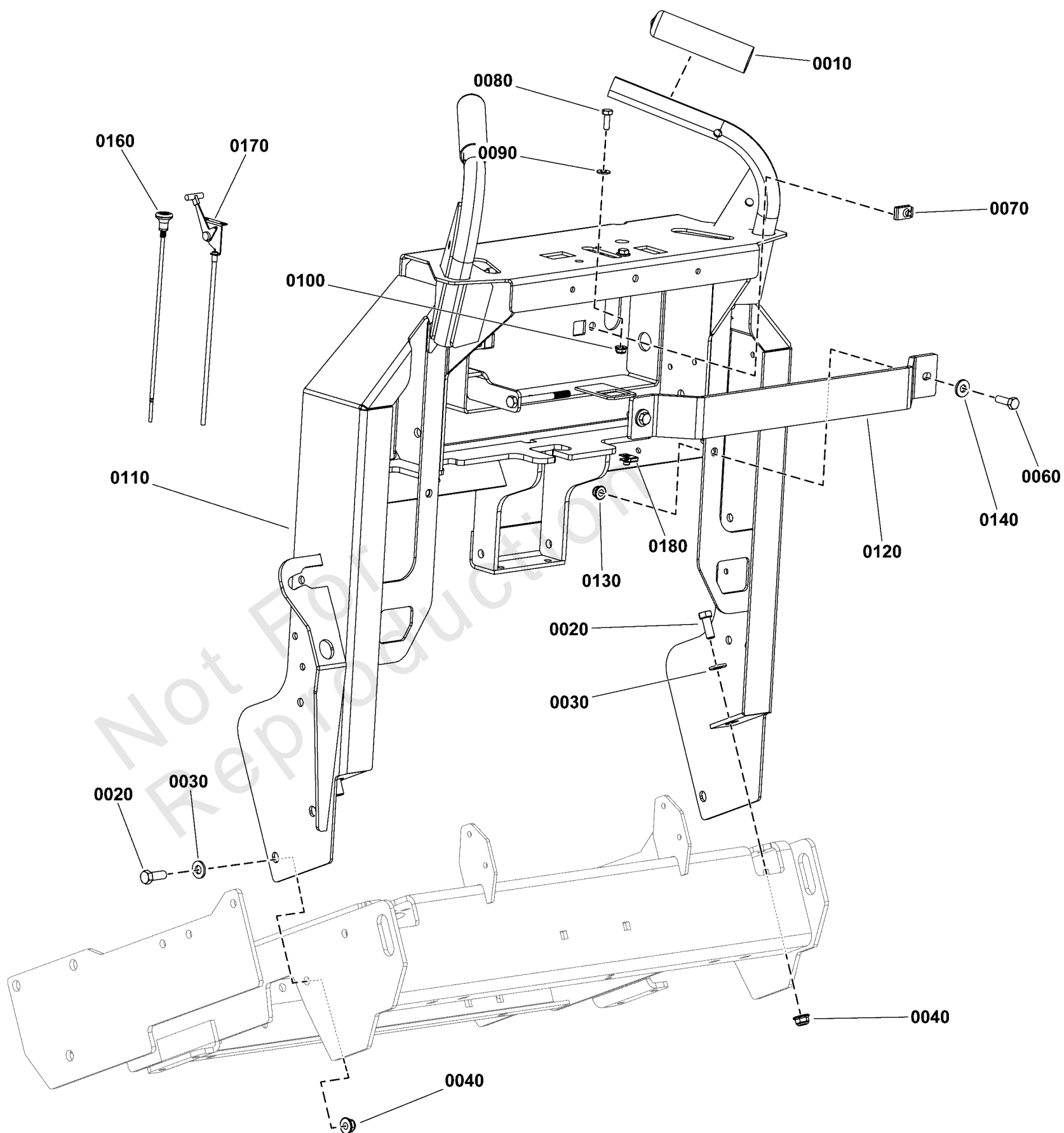
Fuel Tank and Mount Group

REF NO	PART NO	QTY	DESCRIPTION
0010	5102833	1	TANK, 4.625 GAL, W DROP TUBE/VENT
0010-10	5102833X1	1	GROMMET -(Grommet for fuel tank 5102833)
0020	5108752	1	FUEL CAP, 3.5", MANAGED VENT OUT, 12" RT
0030	5025013X8	5	BOLT, 3/8-16 X 1" GD5 CZ
0040	5025156	5	WASHER, 3/8 SAE
0050	5025394	5	NUT, 3/8 - 16 HEX NYLOCK FLANGE
0060	5403445AA	2	STRAP, FUEL TANK - SNP PRO DDS - BLK
0070	5025010X10	2	BOLT, 1/4-20 X 1-1/4 GD5 CZ
0080	5025391	2	NUT, 1/4-20 Hex Nylock Flange
0090	5025154	2	WASHER, 1/4 SAE
0100	5100810	2	PAD, RUBBER MOUNT
0110	5021029	1	TIE, SELF-LOCKING, 12"
0120	5413950AA	1	WELD, FUEL TANK, MOUNT, LOWER, W35 - BLK
0130	5420158AA	1	WELD, TANK MOUNT, W45 - BLK
0140	5025127	1	NUT, 5/16-18 HEX SERRATED FLANGE (SMALL)
0150	5025055X16	1	BOLT, 5/16-18 X 2 GD5 TFL, CZ

Handle Bar Group

Note: Unless noted otherwise, use the standard torque specifications

Mfg. No: 5902015



Handle Bar Group

REF NO	PART NO	QTY	DESCRIPTION
0010	5104659	2	GRIP, FOAM, .940" X 4.62" X .187"
0020	5025013X8	6	BOLT, 3/8-16 X 1" GD5 CZ
0030	5025293	6	WASHER, 3/8" GR. 9 FLAT
0040	5025394	6	NUT, 3/8 - 16 HEX NYLOCK FLANGE
0060	5025011X8	4	BOLT, 5/16-18 X 1" GRD5 YZ
0070	5022665	4	BODY CLIP, 1/4-20 X 1/2" DEEP -(For securing the oil cooler mount.)
0080	5025010X6	2	BOLT, 1/4"-20 X 3/4" GD5 YZ -(For securing the throttle control.)
0090	5025154	2	WASHER, 1/4 SAE -(For securing the throttle control.)
0100	5025391	2	NUT, 1/4-20 Hex Nylock Flange -(For securing the throttle control.)
0110	5421015B	1	WELD, HANDLE BAR, CC, W45 - RED
0120	5419312AA	1	BAR, SULKY GUARD, W25-W35 - BLK
0130	5025392	2	NUT, 5/16-18 HEX NYLOCK FLANGE NUT
0140	5025292	2	WASHER, 5/16 GRADE 9, FLAT
0160	5100184	1	CABLE, CHOKE CONTROL, 43.5" -(Kawasaki powered models only)
0160	5047779	1	CABLE, CHOKE CONTROL, 51" (Z) -(Briggs & Stratton BV26 models only)
0170	5104657	1	CABLE, THROTTLE, 43" DETENTED
0175	-----	1	PLATE, Throttle Stop -(CE Models Only)
0180	5022649	1	BODY CLIP, 3/8-16 X .688" DEEP

Hydraulic Group

REF NO	PART NO	QTY	DESCRIPTION
0010	5108694	1	TRANSAXLE, ZT3400, Z9-YMFE-SL5C-1UXX
0020	5108693	1	TRANSAXLE, ZT3400, Z9-WMFE-SL5B-1UXX
0030	5025392	8	NUT, 5/16-18 HEX NYLOCK FLANGE NUT
0040	5025011X22	4	BOLT, 5/16-18 X 2-3/4, GD 5, YZ
0050	5025145X20	4	BOLT, 5/16-18 X 2-1/2, CARRIAGE, GD5, CZ
0060	5025155	4	WASHER, 5/16" SAE
0070	5104532	2	ROD, HYDRO RELEASE, WALKS
0080	5020047	2	COLLAR, 5/16" Set
0090	5022481	2	COLLAR, Set, 1/4"
0100	5100473	2	RESERVOIR, HYDRO OIL, 350 ML
0110	5025474	4	CLAMP, HOSE, .75 FREE DIA.
0130	5025010X6	8	BOLT, 1/4"-20 X 3/4" GD5 YZ
0140	5025154	15	WASHER, 1/4 SAE
0150	5025391	13	NUT, 1/4-20 Hex Nylock Flange
0160	5050857X24	2	HOSE, 1/2" PUSH-ON, 24.00"
0170	5050862X20	2	WIRE LOOM, 3/4 ID X 20 IN
0190	5103687	2	FITTING, #6 O-RING 1/2 HOSE BARB, STRAIGHT
0200	5101721	2	OIL COOLER, .75 X 11.0 X 24 PLATES
0210	5108782	2	FITTING, 90 DEG, 3/8"HOSE-9/16-18 O-RING
0220	5108783	2	FITTING, 25 DEG, 3/8"HOSE-9/16-18 O-RING
0320	5101215	4	SPACER, .26 X .38 X 1.250, YZ
0330	5025010X16	4	BOLT, 1/4-20 X 2", GD5
0340	5420446AA	1	PLATE, COOLER MOUNT, W45 - BLK
0520	5023263	1	CLAMP, VINYL INSULATED, 1.75
0550	5022665	4	BODY CLIP, 1/4-20 X 1/2" DEEP
0560	1960715	1	SCREW-TRUSS HD TORX DR 1/4-20X0.750 BLK
0570	5022665	1	BODY CLIP, 1/4-20 X 1/2" DEEP
0580	5420990AA	1	PLATE, GUARD, COOLER W45 - BLK

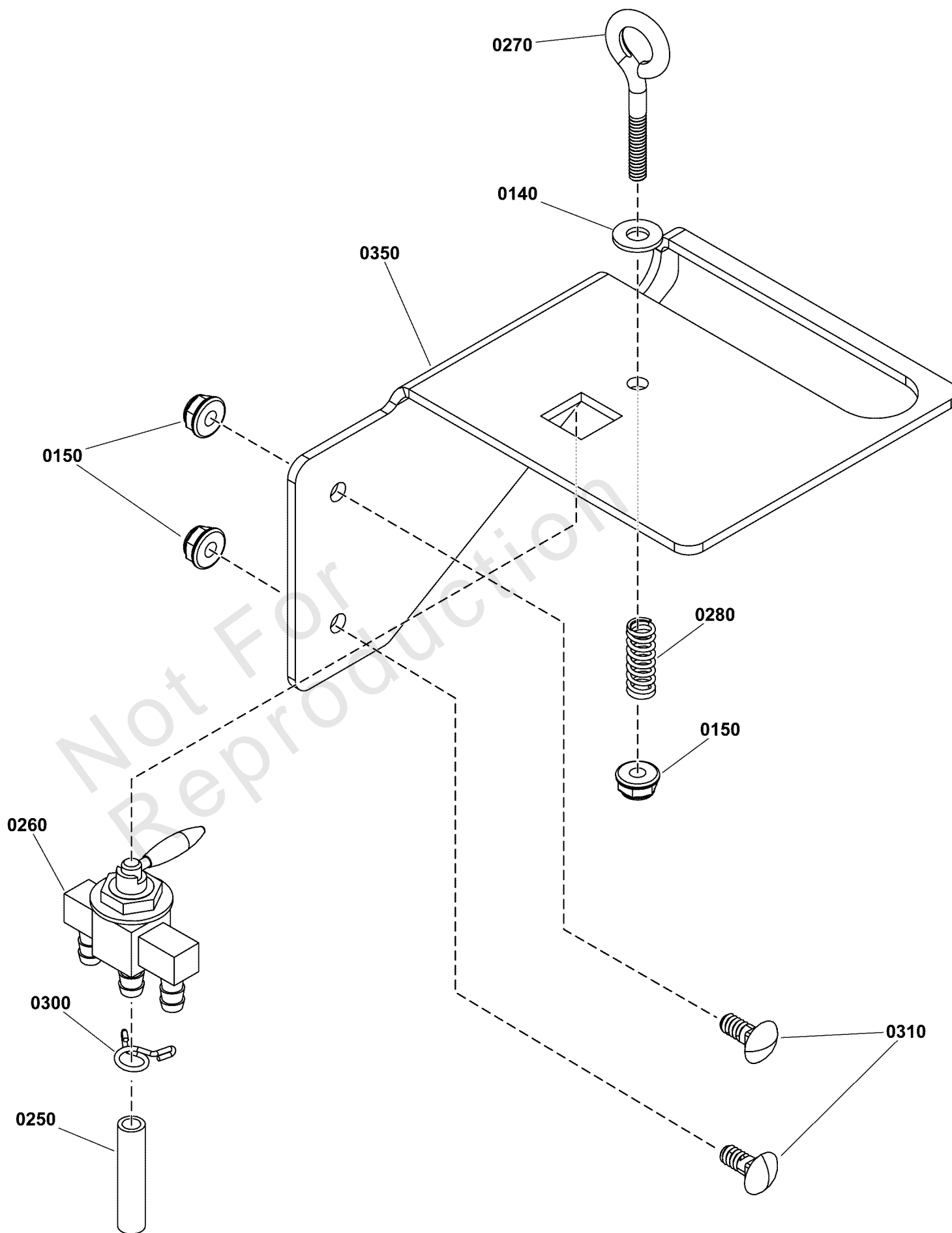
Hydraulic Group - Hoses and Loom

REF NO	PART NO	QTY	DESCRIPTION
0001	5050860X32	1	HOSE, 3/8" PUSH-LOCK, 32.00"
0110	5025474	4	CLAMP, HOSE, .75 FREE DIA.
0160	5050857X24	2	HOSE, 1/2" PUSH-ON, 24.00"
0170	5050862X20	2	WIRE LOOM, 3/4 ID X 20 IN
0180	5100772	8	TIE, SELF-LOCKING, 15"
0230	5023268	4	CLAMP, Hose
0290	5108746	2	FITTING, TEE, HOSE, 3/8-3/8-1/4
0370	5108540X42	1	HOSE, 3/8" PUSH-LOCK, BLUE 42.00
0380	5108541X15P5	1	HOSE, 3/8" PUSH-LOCK, GREEN 15.50"
0390	5108541X23P5	1	HOSE, 3/8" PUSH-LOCK, GREEN 23.50"
0400	5108539X34P5	1	HOSE, 3/8" PUSH-LOCK, RED 34.50
0410	5108747X9	1	HOSE, 1/4" PUSH-LOCK, GREEN, 9.00"
0420	5050869X9	1	HOSE, 1/4" PUSH-LOCK, 9.00"
0430	5050860X14P5	1	HOSE, 3/8 PUSH LOCK, 14.50"
0450	5050861X40	1	WIRE LOOM, 5/8 ID X 40 IN
0460	5050861X15	1	WIRE LOOM, 5/8" ID. 15" LONG
0470	5050861X22	1	WIRE LOOM, 5/8 ID X 22 IN
0480	5050861X32	1	WIRE LOOM 5/8 ID X 32 IN
0490	5050861X13	1	WIRE LOOM 5/8 ID X 13 IN
0500	5050861X30	1	WIRE LOOM 5/8 ID X 30 IN
0530	5108736	8	CLAMP, HOSE, 5/8", FI TYPE
0540	93807	4	CLAMP, Hose
1000	-----	1	Refer to: Hydraulic Group

Hydraulic Group - Transaxle Selector Valve

Note: Unless noted otherwise, use the standard torque specifications

Mfg. No: 5902015



Hydraulic Group - Transaxle Selector Valve

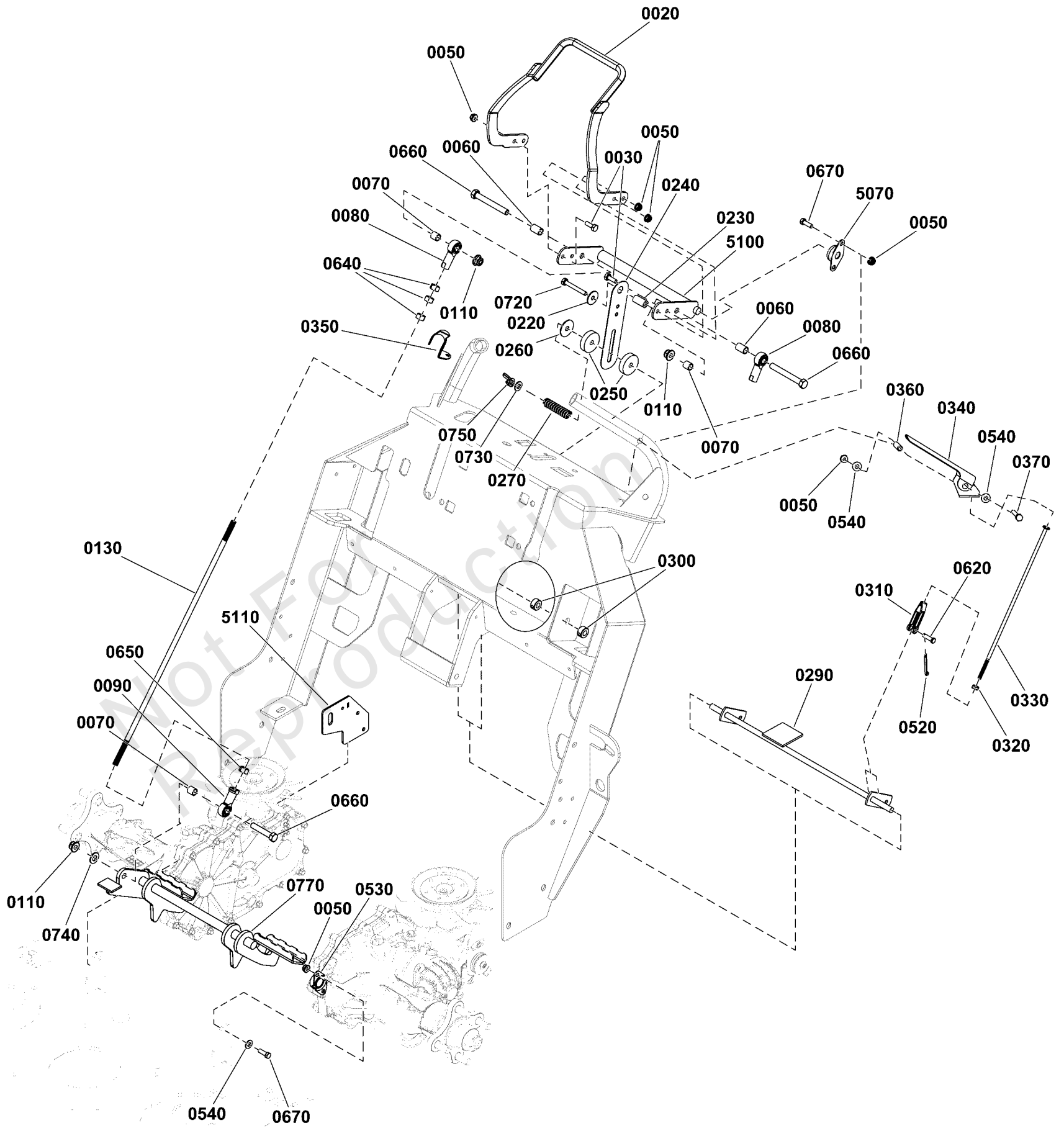
REF NO	PART NO	QTY	DESCRIPTION
0140	5025154	1	WASHER, 1/4 SAE
0150	5025391	3	NUT, 1/4-20 Hex Nylock Flange
0250	847378	1	CAP, DUST
0260	5023358	1	VALVE, FUEL STRAIGHT, OUTLET
0270	5022205	1	EYE BOLT, 1/4-20 X 2.5, 1THRD, .5EYE,CZ
0280	5108754	1	SPRING, COMP, .261 ID X .5 OD X 1" LG
0300	5108765	1	CLAMP, HOSE, VALVE BOOT
0310	1960252	2	BOLT-RD HD SH SQ NK 1/4-20X0.625 G5 BLK
0350	5420417AA	1	PLATE, PURGE VALVE MOUNT - BLK

Not For Reproduction

Motion Control Group - Forward Speed Control, Operator Presence, and Foot Pedal

Note: Unless noted otherwise, use the standard torque specifications

Mfg. No: 5902015



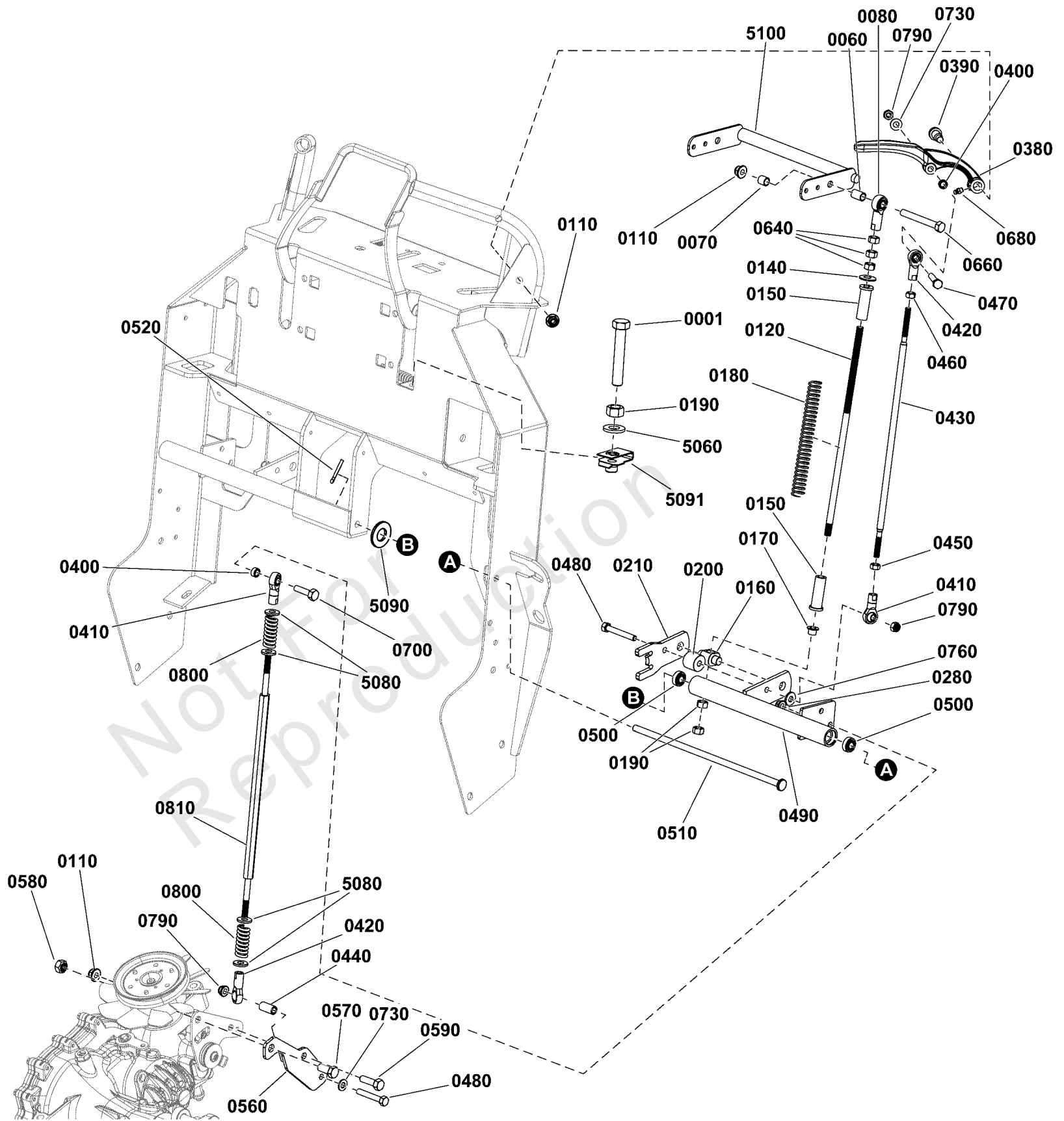
Motion Control Group - Forward Speed Control, Operator Presence, and Foot Pedal

REF NO	PART NO	QTY	DESCRIPTION
0020	5420617AA	1	WELD, SPEED BAR, W45, CC - BLK
0030	5025010X6	3	BOLT, 1/4"-20 X 3/4" GD5 YZ
0050	5025391	14	NUT, 1/4-20 Hex Nylock Flange
0060	5047199	3	SPACER, .38 x .50 x .75
0070	5101640	1	SPACER, .38 X .50 X .50, YZ
0080	5021683	3	BALL JOINT, 3/8-24 FEMALE
0090	5022392	1	BALL JOINT, 3/8-24 LH, Female
0110	5025394	7	NUT, 3/8 - 16 HEX NYLOCK FLANGE
0130	5104164	1	ROD, 3/8-24, 19.00, LH-RH CZ
0220	5025288	1	WASHER, 1/4" Fender
0230	5101274	1	SPACER, .26 X .50 X 1.00 YZ
0240	5409272	1	PLATE, FRICTION CONTROL, SS
0250	5104176	2	PAD, T-712 FRICTION MATERIAL
0260	5025164	1	WASHER, 5/16" Fender
0270	5104221	1	SPRING, COMP, .40 X .60 X 2.25, BLACK
0290	5414516AA	1	WELD, OPC ROD, WALKBEHIND - BLK
0300	5010546	2	COLLAR, 3/8" Set
0310	84007748	2	CLEVIS
0320	7090095	2	HN, 1/4F GR5 YZ
0330	5101242	2	ROD, OPC LINK, SNP PRO WB
0340	5104201AA	1	FLAP, OPS - BLK
0350	5104202AA	1	FLAP, OPS - BLK
0360	5101215	2	SPACER, .26 X .38 X 1.250, YZ
0370	5025010X14	2	BOLT, 1/4 X 20 X 1-3/4 GD5 YZ
0520	5025203X10	4	PIN, COTTER, 1/8 X 1-1/4
0530	5104270	2	BEARING, 5/8" FLANGED, PLASTIC BALL
0540	5025154	8	WASHER, 1/4 SAE
0620	5025212X7	2	PIN, CLEVIS, 1/4 X 7/8, PLATED
0640	5025035	9	NUT, 3/8-24 HEX (SV)
0650	5025317	1	NUT, 3/8-24 Hex, LH
0660	80003522	1	HHCS, 3/8-16 X 2.00, GR5, ZINC/CLEAR
0670	-----	8	HHCS, 1/4-20 X 0.625, GR5, ZINC/CLEAR
0720	5025010X16	1	BOLT, 1/4-20 X 2", GD5
0750	703429	1	NUT, Wing, 5/16-18
0770	5420287AA	1	WELD, FOOT PEDAL, W45 - BLK
5070	5101123	2	BEARING, 1/2 FLANGED, PLASTIC BALL
5100	5421102AA	1	WELD, SPEED CONTROL PIVOT, W45 - BLK
5110	84008504	1	PLATE, SWITCH

Motion Control Group - Steering Levers

Note: Unless noted otherwise, use the standard torque specifications

Mfg. No: 5902015



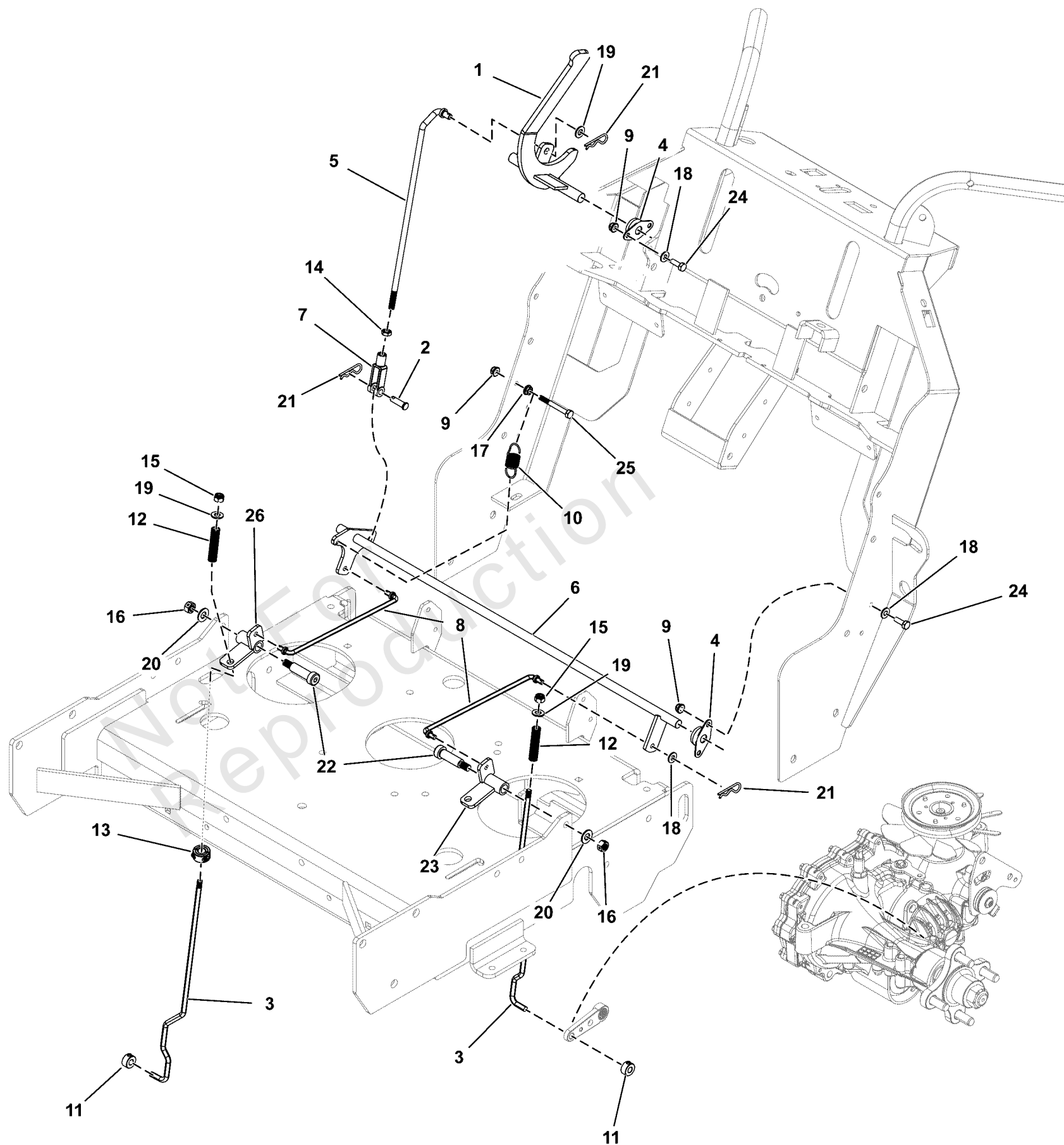
Motion Control Group - Steering Levers

REF NO	PART NO	QTY	DESCRIPTION
0001	5025058X18	1	BOLT, 3/8-16 X 2-1/4" GD5 TFL
0060	5047199	3	SPACER, .38 x .50 x .75
0070	5101640	1	SPACER, .38 X .50 X .50, YZ
0080	5021683	3	BALL JOINT, 3/8-24 FEMALE
0110	5025394	9	NUT, 3/8 - 16 HEX NYLOCK FLANGE
0120	5104229	2	ROD, CONTROL SYSTEM, WALK
0120	5104229	2	ROD, CONTROL SYSTEM, WALK
0140	5025401	2	WASHER, 3/8" USS
0150	5104375	4	FLANGED BUSHING, 3/8IDX.63ODX.8125FL
0160	5103022	2	TRUNION, 1/2" POSTS, STAINLESS
0170	5102773	2	BUSHING, .38ID X .47 OD X .38L, FL
0180	5104374	2	SPRING,COMP,.645IDX8.00LGX.080WR,BLK E-C
0190	5025034	5	NUT, 3/8-16 HEX, YZ
0200	5104351	2	SPACER, .33 X 1.00 X .88, CZ
0210	5414411AA	2	TAB, PIVOT, W35 - BLK
0280	5025392	2	NUT, 5/16-18 HEX NYLOCK FLANGE NUT
0380	5102556AA	2	HANDLE, REVERSING - BLK
0390	5109888	2	BOLT, 3/8-16 X 1/2, 1.00 SHOULDER, CZ
0400	5102463	4	SPACER, .33 X .50 X .25, PM, CZ
0410	5104494	4	BALL JOINT 5/16-24 LH FEMALE BRONZE RACE
0420	5104493	4	BALL JOINT 5/16-24 RH FEMALE BRONZE RACE
0430	5104159	2	ROD, 5/16-24 X 15.48, LH-RH, CZ
0440	84008514	2	SPACER (.325 X .496 X 1.000)
0450	5023212	2	NUT, 5/16-24 HEX, LH
0460	5025033	4	NUT, Hex, 5/16-24
0470	5025011X18	4	BOLT, 5/16-18 X 2-1/4" GD5 YZ
0480	5025011X20	4	BOLT, 5/16-18 X 2-1/2" GD5 YZ
0490	5414184AA	1	WELD, W35 CONTROL PIVOT, LH - BLK
0500	5102003	4	BEARING, .375" ID X .875" OD X .341" THK
0510	5104171	2	ROD, 3/8 X 12, HEADED - CZ
0520	5025203X10	4	PIN, COTTER, 1/8 X 1-1/4
0560	84007883	2	MOUNT
0570	5025015X6	2	BOLT, 7/16-14 X 3/4, GD 5 YZ
0580	5025044	2	NUT, 7/16-14 HEX TOP LOCK
0590	5025013X6	2	BOLT, 3/8-16 X 3/4" GD5 CZ
0640	5025035	7	NUT, 3/8-24 HEX (SV)
0660	5025013X14	1	BOLT, 3/8-16 X 1-3/4" GD5 CZ
0680	5020095	2	GREASE FITTING, 1/4-28 Straight
0690	5414183AA	1	WELD, W35 CONTROL PIVOT, RH - BLK
0700	5025055X10	4	BOLT, 5/16-18 X 1-1/4 GD5 TFL, CZ
0730	5025155	7	WASHER, 5/16" SAE
0760	5025292	2	WASHER, 5/16 GRADE 9, FLAT
0790	5025057	6	NUT, Hex, Nylon Locking, 5/16-18
0800	5021773	4	SPRING-COMP, .438ID X 1.75LG X .137WR
0810	5109457	2	ROD, 1/2 HEX, 5/16-24 X 15.50,LH-RH, CZ
5060	5025293	1	WASHER, 3/8" GR. 9 FLAT
5080	5025292	8	WASHER, 5/16 GRADE 9, FLAT
5090	5025156	2	WASHER, 3/8 SAE
5091	5022649	1	BODY CLIP, 3/8-16 X .688" DEEP
5100	5421102AA	1	WELD, SPEED CONTROL PIVOT, W45 - BLK

Parking Brake Group

Note: Unless noted otherwise, use the standard torque specifications

Mfg. No: 5902015



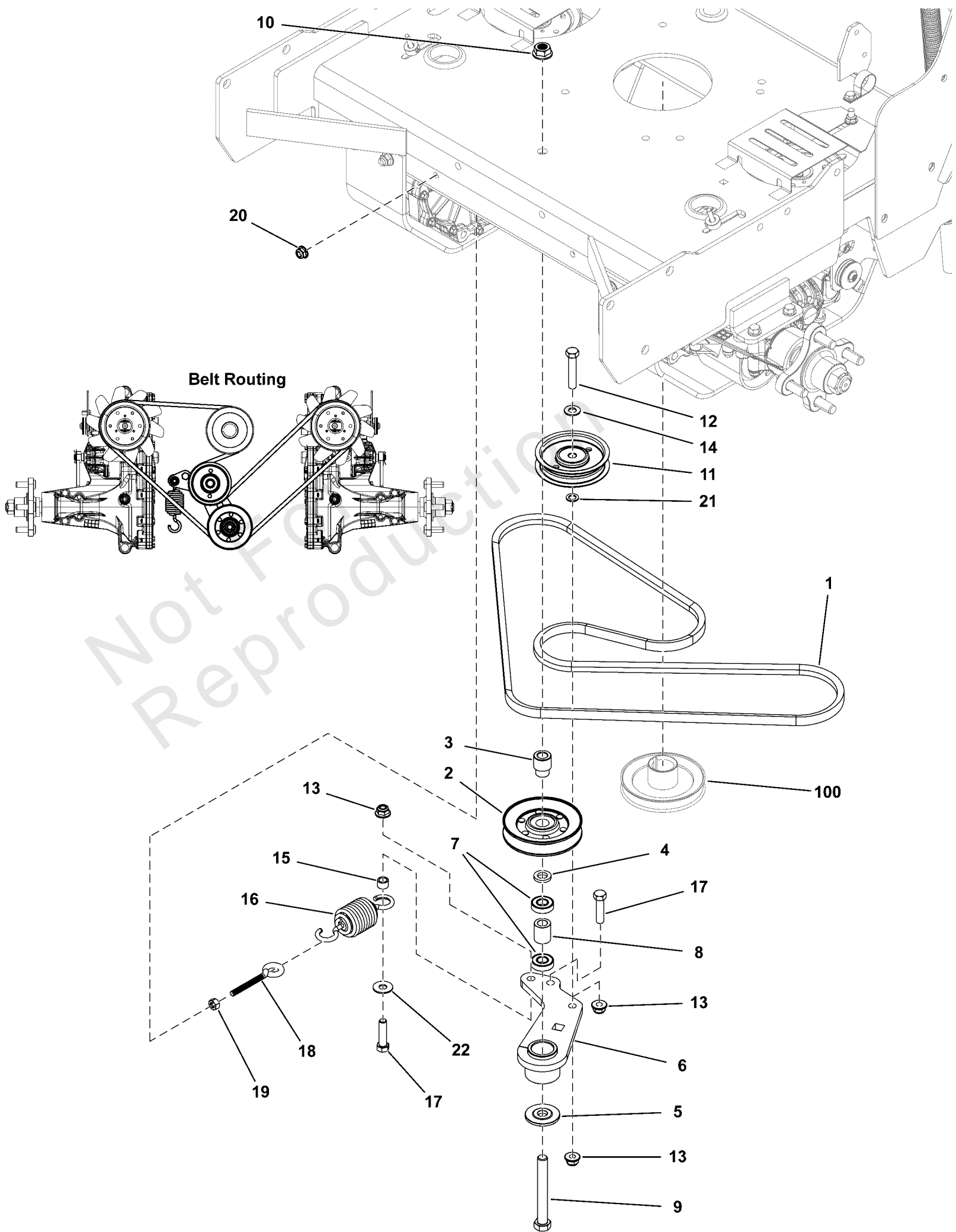
Parking Brake Group

REF NO	PART NO	QTY	DESCRIPTION
1	5421078AA	1	WELD, BRAKE HANDLE, W45 - BLK
2	5025213X8	1	PIN, CLEVIS, 5/16 X 1, PLATED
3	5108660	2	ROD, PARKING BRAKE, W45
4	5101123	4	BEARING, 1/2 FLANGED, PLASTIC BALL
5	5104641	1	ROD, PARKING BRAKE, W35, UPPER
6	5414628AA	1	WELD, BRAKE ROD, W35 - BLK
7	5023323	1	CLEVIS, 5/16-24, STEEL, CLEAR ZINC
8	5104642	2	ROD, PARKING BRAKE, W35, UPPER
9	5025391	9	NUT, 1/4-20 Hex Nylock Flange
10	5010213	1	SPRING-EXT, .740 ODX2.025LGX.072WR, BLK
11	5020047	2	COLLAR, 5/16" Set
12	5020637	2	SPRING-COMP, .375IDX2.75LGX.054WR, SS
13	5104748	2	COLLAR, DOUBLE SPLIT, 7MM
14	5023216	1	NUT, Hex Jam, 5/16-24
15	5025045	2	NUT, 5/16-24 HEX NYLON LOCK
16	5025100	2	NUT, Hex, Side Lock, 3/8-16
17	5025126	1	NUT, 1/4-20 HEX SERR. FLANGE
18	5025154	10	WASHER, 1/4 SAE
19	5025155	3	WASHER, 5/16" SAE
20	5025156	2	WASHER, 3/8 SAE
21	5025211	6	PIN, HAIR, .0585 X 1-1/8, 1/4 EYE, YZ
22	5025220	2	BOLT, 3/8-16 x 1-1/2", 1/2" SHOULDER
23	84008396	1	PIVOT
24	5025010X6	8	BOLT, 1/4"-20 X 3/4" GD5 YZ
25	5025010X18	1	BOLT, 1/4-20 X 2-1/4 GD5 CZ
26	5414630AA	1	WELD, BRAKE PIVOT, W35 - RH - BLK

Transaxle Drive Group

Note: Unless noted otherwise, use the standard torque specifications

Mfg. No: 5902015



Transaxle Drive Group

REF NO	PART NO	QTY	DESCRIPTION
1	5104193	1	BELT, A-SEC, COG TYPE, 76.2" EL ARAMID
2	5021225	1	PULLEY-IDLER-V, 4.00OB, .669ID, .88W,STL
3	5104237	1	INSERT, BEARING, .51ID X .90OD X 1.15L
4	5104286	1	SPACER, .52 X .88 X .14, HT
5	5103262	1	SPACER, IDLER ARM, 1/2, PM
6	5420337AA	1	WELD, IDLER, HYDRO, W45 - BLK
7	7078243	2	BEARING, BALL, AXLE
8	5104153	1	SPACER, .52 X .84 X 1.00, PM
9	5025017X32	1	BOLT, 1/2-13 X 4" GD5 CZ
10	5025396	1	NUT, Hex Flange, Nylock, 1/2-13
11	5104191	1	PULLEY, FLAT IDLER, 3-1/4" FLANGED
12	80003522	1	HHCS, 3/8-16 X 2.00, GR5, ZINC/CLEAR
13	5025394	3	NUT, 3/8 - 16 HEX NYLOCK FLANGE
14	5025156	1	WASHER, 3/8 SAE
15	5103676	1	SPACER, .39 X .55 X .38, PM, CZ
16	5104676	1	SPRING EXT, 1.50ODX4.75LGX.177WR, BLK
17	5025013X14	2	BOLT, 3/8-16 X 1-3/4" GD5 CZ
18	5025141X26	1	EYE BOLT,5/16-18 X3.5,2.13THRD,.55EYE,CZ
19	5025032	1	NUT, 5/16-18 HEX
20	5025392	1	NUT, 5/16-18 HEX NYLOCK FLANGE NUT
21	5104937	1	SPACER, .385"ID X .625" OD X .062" THK
22	5025401	1	WASHER, 3/8" USS
100	-----	1	Refer to: Engine & PTO Group

Transaxle SERVICE PARTS - 5108694 and 5108693

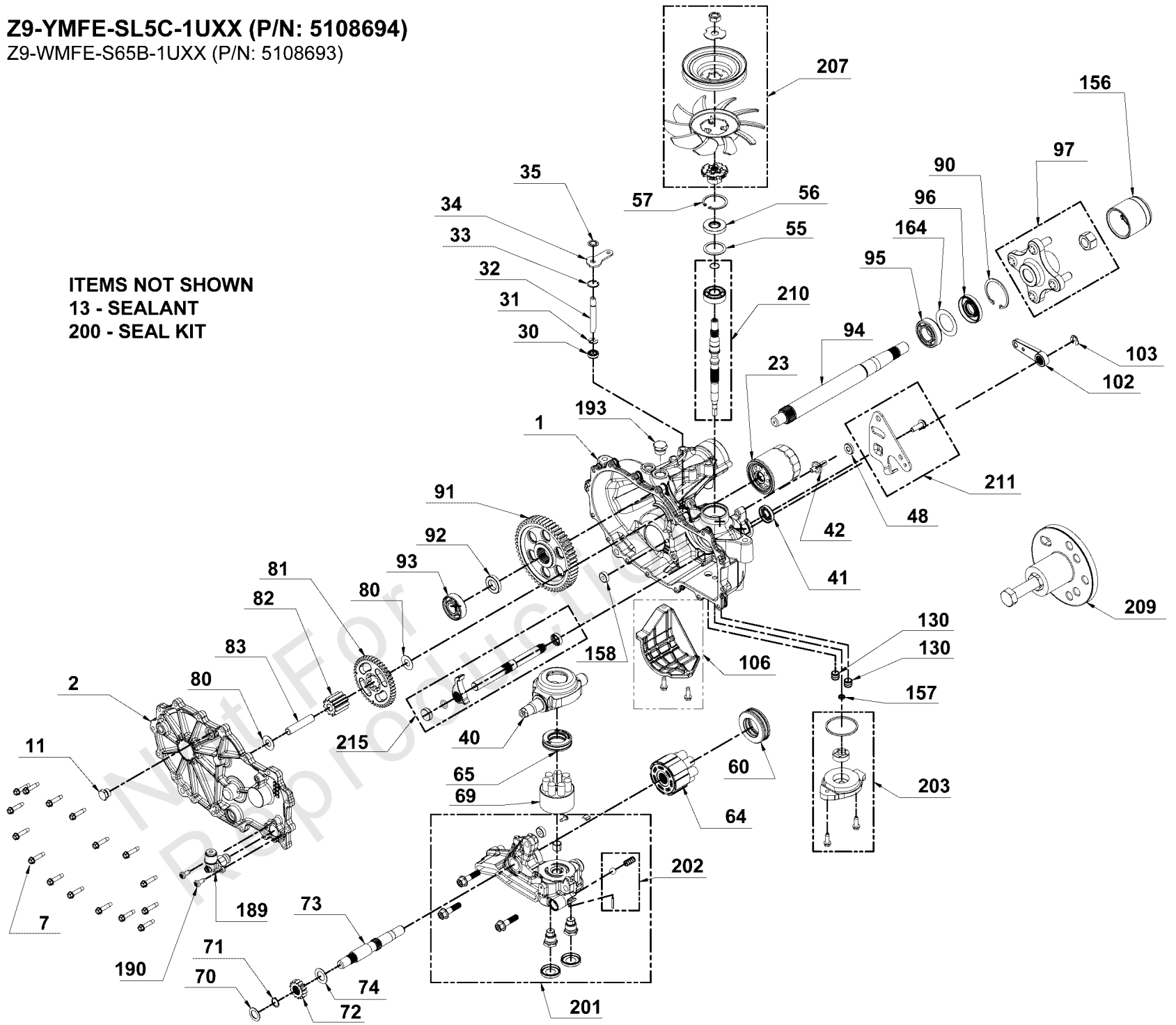
Note: Unless noted otherwise, use the standard torque specifications

Mfg. No: 5902015

Z9-YMFE-SL5C-1UXX (P/N: 5108694)

Z9-WMFE-S65B-1UXX (P/N: 5108693)

ITEMS NOT SHOWN
13 - SEALANT
200 - SEAL KIT



Transaxle SERVICE PARTS - 5108694 and 5108693

REF NO	PART NO	QTY	DESCRIPTION
5108694	5108694	1	TRANSAXLE, ZT3400, Z9-YMFE-SL5C-1UXX
5108693	5108693	1	TRANSAXLE, ZT3400, Z9-WMFE-SL5B-1UXX
1	-----	1	KIT, MAIN HOUSING LH, CHARGE, CONTROL
2	-----	1	KIT, COVER, SIDE, LH, COOLER
7	-----	16	SCREW, HEX WASHER
11	-----	1	PLUG EXTERNAL HEX VENT 9/16-18
13	-----	1	TUBE, SEALANT
23	-----	1	FILTER, SPIN-ON 2.6 X 3.0
30	-----	1	SEAL, LIP .375 X .75 X .25
31	-----	1	BYPASS RETAINING RING 1
32	-----	1	ROD, BYPASS .375 X 2.88
33	-----	1	BYPASS RETAINING RING 2
34	-----	1	ARM, BYPASS
35	-----	1	RING, RETAINING .375 EXTERNAL
40	-----	1	SWASHPLATE, TRUNNION
41	-----	1	SEAL, LIP 10 X 32 X 7
42	-----	1	STUD, SHORT 5/16-24
48	-----	1	SPACER
55	1730272	1	SPACER (50951)
56	5023414	1	Lip Seal 17 x 40 x 7 PTC
57	5023415	1	Spacer
60	-----	1	BEARING, THRUST 35 x 62 x 18
64	-----	1	KIT, 16cc CYLINDER BLOCK ASSEMBLY STEAM TREAT
65	-----	1	BEARING, THRUST PLASTIC CAGE
69	-----	1	KIT, BLOCK 7 PISTON
70	-----	1	WASHER, .63 X 1.00 X .05 FLAT
71	1706130	1	RING-SNAP (44145)
72	-----	1	GEAR, 14T (STEEL)
73	-----	1	SHAFT, MOTOR
74	-----	1	WASHER, .71 X 1.16 X .04 FLAT
80	-----	2	WASHER, .51 X 1.00 X .03 FLAT
81	-----	1	GEAR, 45T
82	-----	1	GEAR, 11T (STEEL)
83	-----	1	PIN, JACKSHAFT
90	-----	1	RING, RETAINING 2.25 INTERNAL
91	-----	1	GEAR, 54T FORGED
92	-----	1	SPACER, .750 X 1.320 X .257
93	-----	1	KIT, BEARING
94	5104822X2	1	SHAFT, AXLE, ZT-3400, 53528
95	-----	1	BEARING, BALL, AXLE INBOARD
96	5103589X1	1	KIT, SEAL, AXLE - HG# 53699
97	5103382	1	HUB, ASM, TRANS 5101188/89 & 5102154/55
102	5103750	1	BRAKE ARM, ZT3400
103	5104055	1	E-CLIP, BRAKE ARM, ZT3100 & ZT3400
106	-----	1	KIT, FILTER GUARD
130	-----	2	TUBE, CHARGE TRIPLE O-RING
156	5104822X3	1	CAP, AXLE, ZT-3400, 53501
157	-----	1	KIT, GEROTOR SEAL
158	-----	1	MAGNET
164	-----	1	WASHER, 1.355 x 2.035 x .021 FLAT
189	5108072X10	1	ASSEMBLY, AUX COOLER PORT (#55672)

Transaxle SERVICE PARTS - 5108694 and 5108693

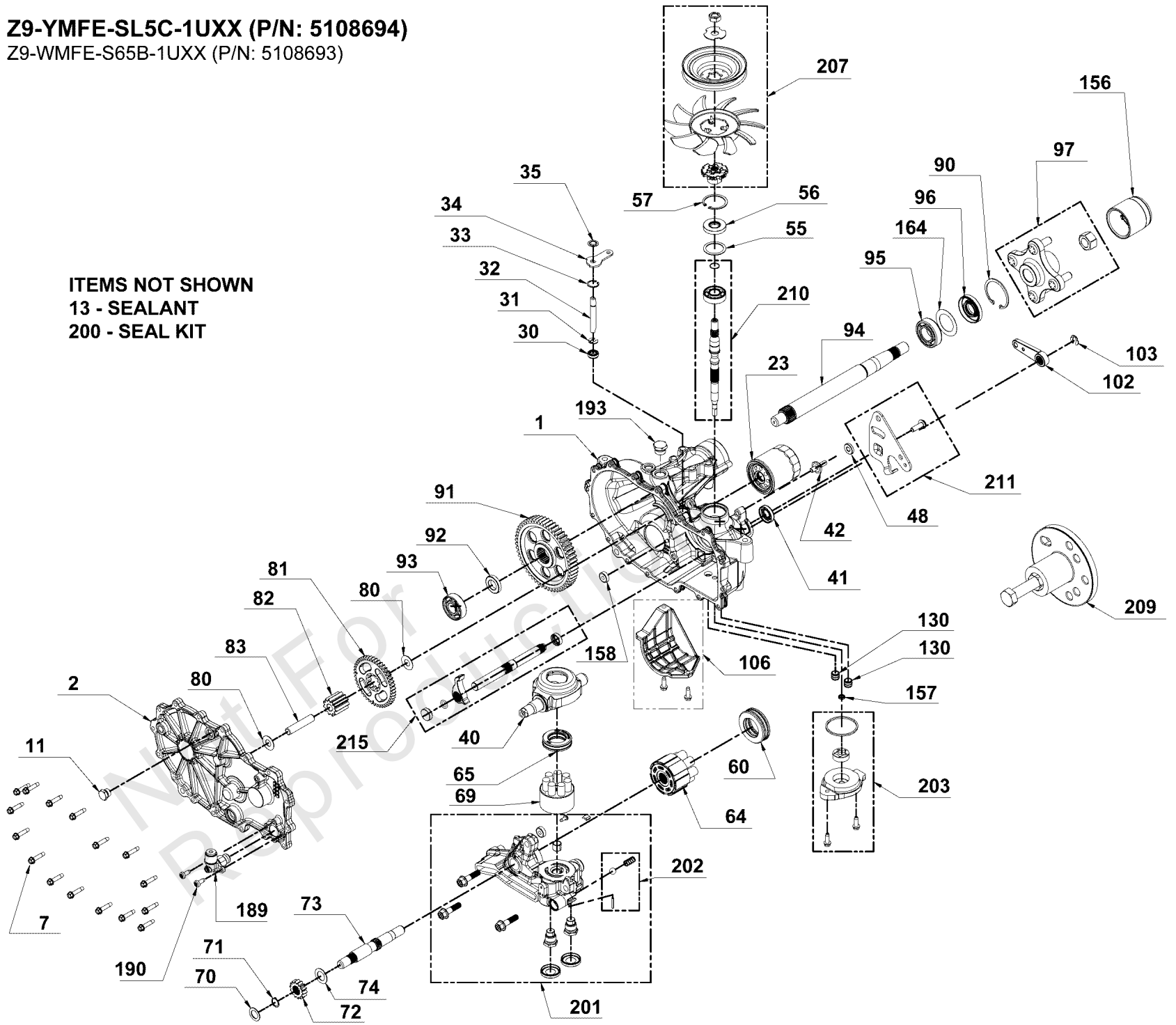
Note: Unless noted otherwise, use the standard torque specifications

Mfg. No: 5902015

Z9-YMFE-SL5C-1UXX (P/N: 5108694)

Z9-WMFE-S65B-1UXX (P/N: 5108693)

ITEMS NOT SHOWN
13 - SEALANT
200 - SEAL KIT

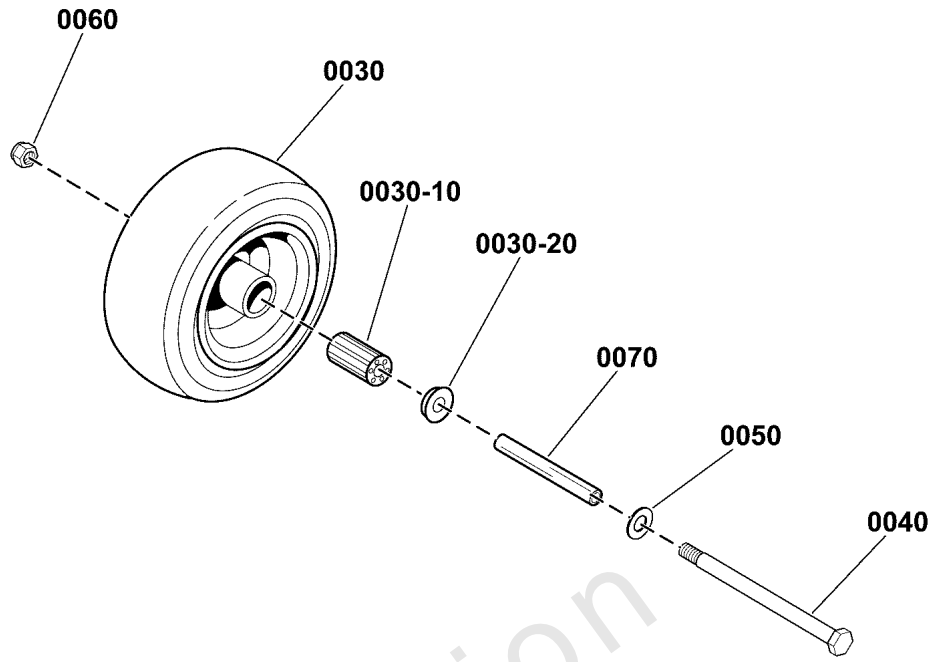


Transaxle SERVICE PARTS - 5108694 and 5108693

REF NO	PART NO	QTY	DESCRIPTION
190	-----	2	SCREW, PAN HEAD, 1/4-20 X .625
193	-----	1	PLUG, 3/4-16
200	5103589X2	1	KIT, SEAL - HG# 73239
201	-----	1	KIT, CENTER SECTION, LH CHARGE
202	-----	1	KIT, CHARGE RELIEF
203	5101026X12	1	KIT, CHARGE PUMP, ZT2800, ZT3100
207	5104580X1	1	FAN & PULLEY KIT, ZT3400'S, STAND-ON
209	-----	1	KIT, HUB PULLER
210	-----	1	KIT, INPUT SHAFT
211	-----	1	KIT, CONTROL ARM
215	-----	1	KIT, OUTBOARD, RH ROT B / LH ROT A

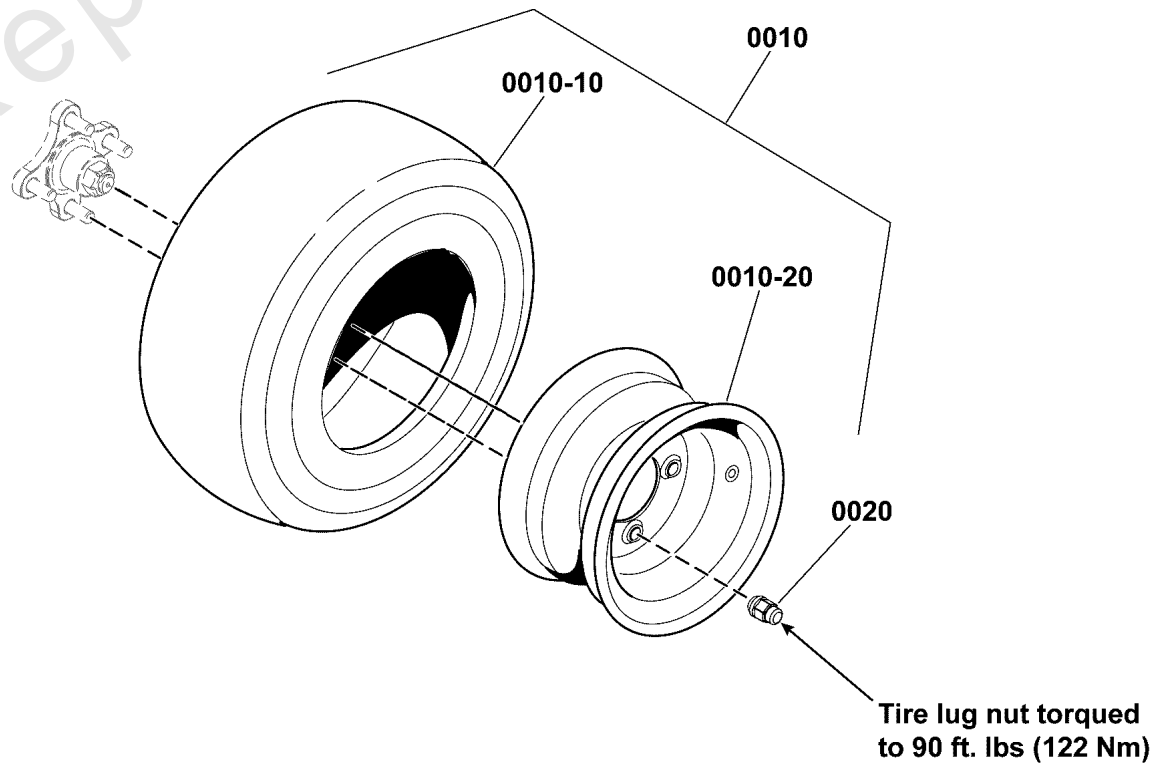
Not For Reproduction

Front Wheels & Tires



Flat Free Tire

Rear Wheels & Tires



Inflate to 15 psi (1,03 bar)

Wheel and Tire Group

REF NO	PART NO	QTY	DESCRIPTION
0010	5109044	2	TIRE ASM, 20 X 8-10, TURF MASTER, BLK
0010-10	5101293X1	2	TIRE, 20 X 8.00-10 NHS, 4 PR TURF MASTER -(One per tire)
0010-20	-----	2	WHEEL RIM -(One per tire)
0020	-----	10	LUG NUT, Black -(Originally Black Lug nut - Replacement 5020601SM is silver in color).
0020	5020601SM	10	NUT, 1/2-20, FOR WHEEL BOLT SILVER -(Replacement 5020601SM is silver in color).
0030	5109032	2	TIRE ASM, 11 X 4 -5, FF / CB, BLK
0030-10	5101418X1	2	BEARING, CASTER WHEEL, 11 X 4.0 - 5 BEAD LOCK (SV) -(One per tire)
0030-20	5021043	4	RETAINER, BEARING (TWO PER TIRE)(SV) -(Two per tire)
0040	5025017X56	2	BOLT, HEX, 1/2-13 X 7, GD 8, YZ
0050	5025158	2	WASHER, 1/2 SAE
0060	5025396	2	NUT, Hex Flange, Nylock, 1/2-13
0070	5045996	2	AXLE, Front Caster

Not For Reproduction

Hardware Identification & Torque Specifications

Torque Specification Chart								
FOR STANDARD METRIC MACHINE HARDWARE (Tolerance ± 20%)								
Property Class	5.6		8.8		10.9		12.9	
	Class 5.6		Class 8.8		Class 10.9		Class 12.9	
Size Of Hardware	in/lbs	Nm.	in/lbs	Nm.	in/lbs	Nm.	in/lbs	Nm.
	ft/lbs		ft/lbs		ft/lbs		ft/lbs	
M3	5.88	.56	13.44	1.28	19.2	1.80	22.92	2.15
M4	13.44	1.28	30.72	2.90	43.44	4.10	52.56	4.95
M5	26.4	2.50	60.96	5.75	5.97	8.10	7.15	9.7
M6	44.64	4.3	7.3	9.9	10.3	14	12.1	16.5
M7	5.2	7.1	12.1	16.5	16.9	23	19.9	27
M8	7.7	10.5	17.7	24	25	34	29	40
M10	15	21	35	48	50	67	59	81
M12	26	36	61	83	86.2	117	103	140
M14	42	58	101	132	136	185	162	220
M16	64	88	147	200	210	285	250	340
M18	89	121	202	275	287	390	346	470
M20	126	171	290	390	405	550	486	660
M22	169	230	390	530	559	745	656	890
M24	217	295	497	375	708	960	840	1140
M27	320	435	733	995	1032	1400	1239	1680
M30	435	590	995	1350	1401	1900	1681	2280
M33	590	800	1349	1830	1902	2580	2278	3090
M36	759	1030	1740	2360	2441	3310	2935	3980
M39	988	1340	2249	3050	3163	4290	3798	5150

Torque Specification Chart						
FOR STANDARD MACHINE HARDWARE (Tolerance ± 20%)						
Hardware Grade	No Marks		SAE Grade 5		SAE Grade 8	
	SAE Grade 2		SAE Grade 5		SAE Grade 8	
Size Of Hardware	in/lbs	Nm.	in/lbs	Nm.	in/lbs	Nm.
	ft/lbs		ft/lbs		ft/lbs	
8-32	19	2.1	30	3.4	41	4.6
8-36	20	2.3	31	3.5	43	4.9
10-24	27	3.1	43	4.9	60	6.8
10-32	31	3.5	49	5.5	68	7.7
1/4-20	66	7.6	8	10.9	12	16.3
1/4-28	76	8.6	10	13.6	14	19.0
5/16-18	11	15.0	17	23.1	25	34.0
5/16-24	12	16.3	19	25.8	29	34.0
3/8-16	20	27.2	30	40.8	45	61.2
3/8-24	23	31.3	35	47.6	50	68.0
7/16-14	30	40.8	50	68.0	70	95.2
7/16-20	35	47.6	55	74.8	80	108.8
1/2-13	50	68.0	75	102.0	110	149.6
1/2-20	55	74.8	90	122.4	120	163.2
9/16-12	65	88.4	110	149.6	150	204.0
9/16-18	75	102.0	120	163.2	170	231.2
5/8-11	90	122.4	150	204.0	220	299.2
5/8-18	100	136	180	244.8	240	326.4
3/4-10	160	217.6	260	353.6	386	525.0
3/4-16	180	244.8	300	408.0	420	571.2
7/8-9	140	190.4	400	544.0	600	816.0
7/8-14	155	210.8	440	598.4	660	897.6
1-8	220	299.2	580	788.8	900	1,244.0
1-12	240	326.4	640	870.4	1,000	1,360.0

The guides and ruler furnished below are designed to help you select the appropriate hardware.

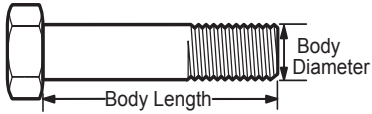


Nut, M8

Thread Diameter (mm)

Inside Diameter (in) Threads per inch

Nut, 1/2-16



Screw, M8- 1.25 x 25

Thread Diameter (mm) Distance between threads (mm) Body Length (mm)

Body Diameter Threads per inch Body Length (in)

Screw, 1/2- 16 x 2



Standard Hardware Sizing

When a washer or nut is identified as 1/2" (M8), this is the *Nominal size*, meaning the *inside diameter* is 1/2 inch (8mm metric thread diameter); if a second number is present it represents the *threads per inch* (distance between threads).

When bolt or capscrew is identified as 1/2 - 16 x 2" (M8 - 1.25 x 50), this means the *Nominal size*, or body diameter is 1/2 inch (8mm metric thread diameter), the second number, 16, represents the *threads per inch*, (*distance between threads*). The final number is the body length of the bolt or screw, 2 inches (50mm).

NOTES

- These torque values are to be used for all hardware excluding: locknuts, self-tapping screws, thread forming screws, sheet metal screws and socket head setscrews.
- Recommended seating torque values for locknuts:
 - for prevailing torque locknuts - use 65% of grade 5 torques.
 - for flange whizlock nuts and screws - use 135% of grade 5 torques.
- Unless otherwise noted on assembly drawings, all torque values must meet this specification.

Common Hardware Types

Hex Head Capscrew



Washer



Carriage Bolt



Hex Nut

Wrench & Fastener Size Guide

1/4" Bolt or Nut Wrench—7/16"	5/16" Bolt or Nut Wrench—1/2"	3/8" Bolt or Nut Wrench—9/16"	7/16" Bolt or Nut Wrench (Bolt)—5/8" Wrench (Nut)—11/16"	1/2" Bolt or Nut Wrench—3/4"
M6 Bolt or Nut Wrench—10mm	M8 Bolt or Nut Wrench—13mm	M10 Bolt or Nut Wrench—17mm	M12 Bolt or Nut Wrench—19mm	M14 Bolt or Nut Wrench—22mm

