



Parts Manual

Mfg. No: 5902018
ISX800 Series w/ 52" Mower Deck
(ISX800KAV2452SS)

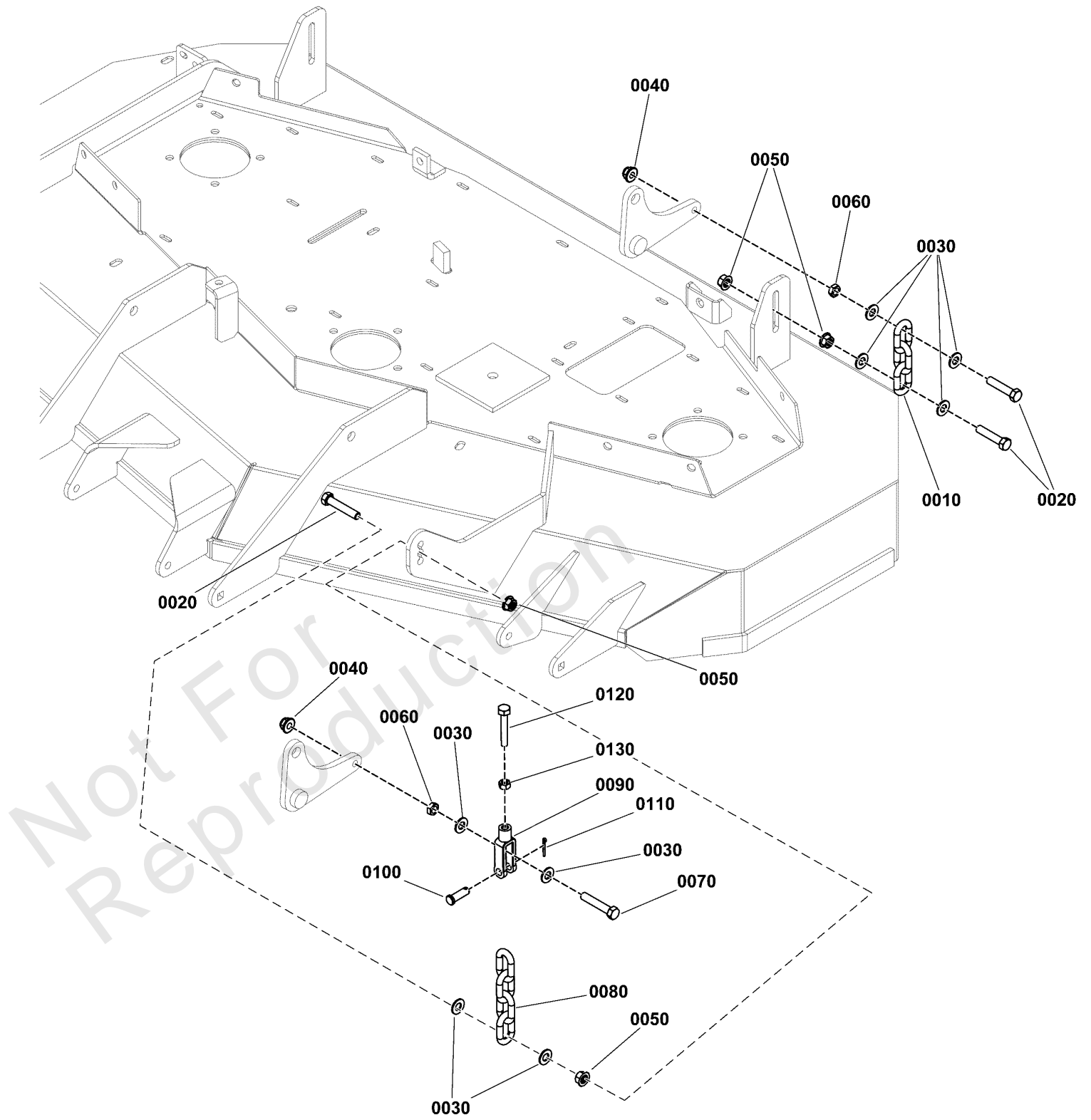


Model Components	Page
52" Mower Deck Group - Hanger Chains.....	4
52" Mower Deck Group - Housing, Covers, Spindles, and Blades.....	6
52" Mower Deck Group - Pulleys, Belts & Idler Arms (2 Belt System).....	8
52" Mower Deck Group - Rollers.....	12
Decal Group - Brand and Model.....	14
Decal Group - Safety and Operation.....	16
Deck Lift Group.....	18
Electrical Group S/N: 4002328396 and below.....	22
Electrical Schematic - Charging Circuit S/N: 4002328396 and below.....	24
Electrical Schematic - Cranking Circuit S/N: 4002328396 and below.....	26
Electrical Schematic - Ign. Grounding Circuit/Op. Pres. S/N: 4002328396 and below.....	28
Electrical Schematic - PTO Clutch Circuit S/N: 4002328396 and below.....	30
Engine & PTO Group - Kawasaki FT730V.....	32
Evap Group.....	34
Fuel Tank & Mount Group.....	36
Hydraulic Group.....	38
Instrument Control Panel Group.....	40
Main Frame and Front Suspension Group.....	42
Motion Control Group - Control System.....	44
Motion Control Group - Handles & Dampeners.....	46
Parking Brake Group.....	48
Rear Bumper and ROPS Group.....	50
Rear Suspension Group.....	52
Seat Mount and Floor Group.....	54
Spindle Service Parts - 5061096.....	56
Transaxle Drive Group.....	58
Transaxle SERVICE Parts - Hydro-Gear ZT3400 (5106647_5106646).....	60
Wheel and Tire Group.....	64
Torque Specification Chart.....	66

52" Mower Deck Group - Hanger Chains

Note: Unless noted otherwise, use the standard torque specifications

Mfg. No: 5902018



52" Mower Deck Group - Hanger Chains

REF NO	PART NO	QTY	DESCRIPTION
0010	5050878X3	2	CHAIN, 5/16" GD30, 3 LINKS
0020	5025013X14	6	BOLT, 3/8-16 X 1-3/4" GD5 CZ
0030	5025156	16	WASHER, 3/8 SAE
0040	5025394	4	NUT, 3/8 - 16 HEX NYLOCK FLANGE
0050	5025128	8	NUT, 3/8-16 Hex Large Serrated Flange
0060	5025084	4	NUT, 3/8-16 HEX JAM
0070	80003522	2	HHCS, 3/8-16 X 2.00, GR5, ZINC/CLEAR
0080	5050878X4	2	CHAIN, 5/16" GD30, 4 LINKS
0090	5100375	2	CLEVIS, 5/16-18, 3/8 PIN HOLE, CLR ZINC
0100	5025214X9	2	PIN, CLEVIS, 3/8 X 1-1/8, PLATED
0110	80002736	2	PIN, 3/32 X 0.750, COT, ZINC/CLEAR
0120	5025055X16	2	BOLT, 5/16-18 X 2 GD5 TFL, CZ
0130	5025032	2	NUT, 5/16-18 HEX

Not For Reproduction

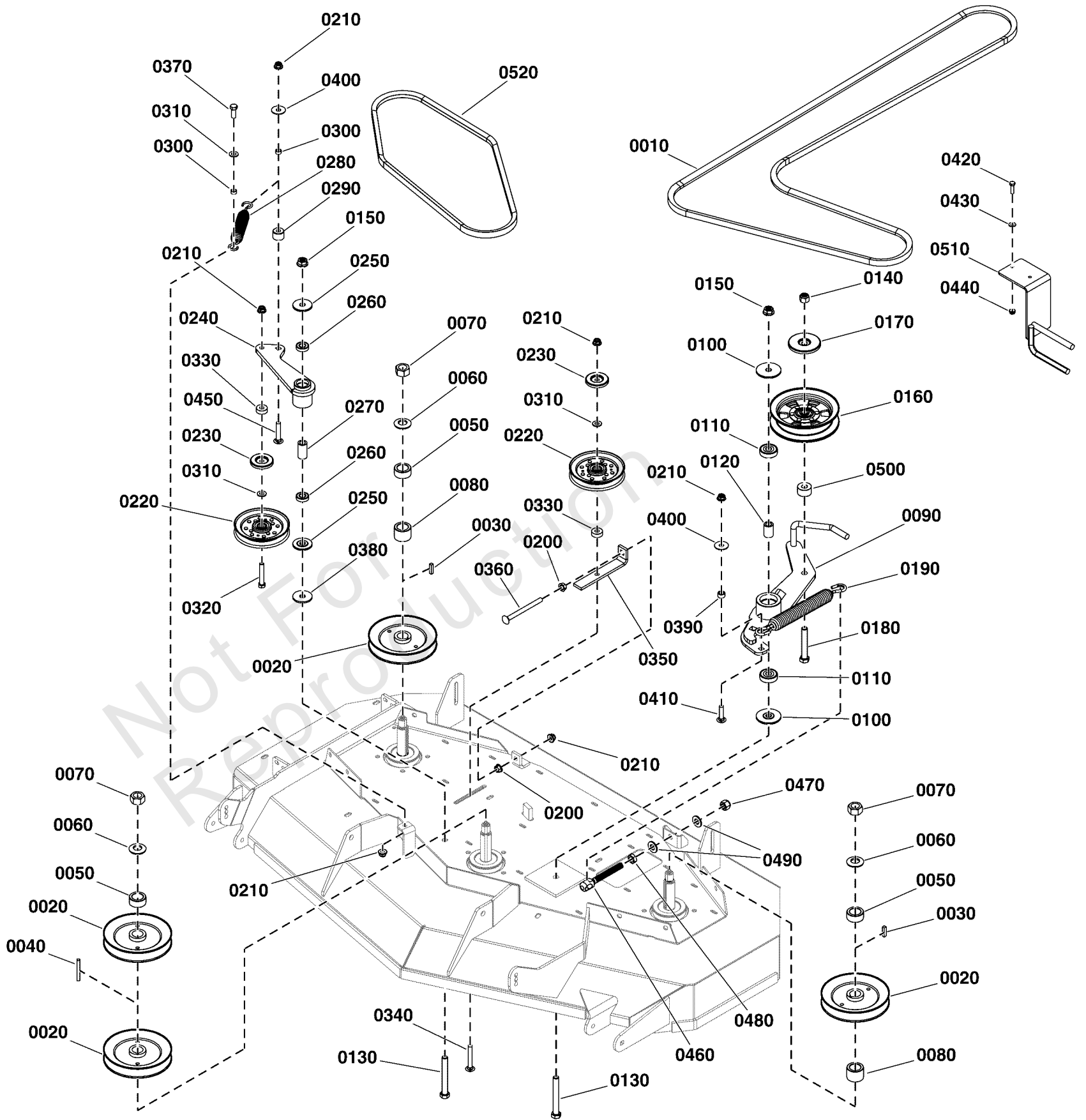
52" Mower Deck Group - Housing, Covers, Spindles, and Blades

REF NO	PART NO	QTY	DESCRIPTION
0010	5601293	1	DECK SHELL W/DECALS, ISX800-52 (5422055B)
0020	5022308	6	BODY CLIP, 5/16-18-7GA MATERIAL
0030	5025045	2	NUT, 5/16-24 HEX NYLON LOCK
0040	5025146X12	3	BOLT, 3/8-16 X 1-1/2, CARRIAGE, GD5, CZ
0050	5025155	8	WASHER, 5/16" SAE
0060	5025320X14	3	BOLT, 5/8-11 X 1-3/4 GD8 -Blade Mounting Bolt Torque: 120 ft-lbs (163 Nm)
0070	5025392	3	NUT, 5/16-18 HEX NYLOCK FLANGE NUT
0080	5025394	15	NUT, 3/8 - 16 HEX NYLOCK FLANGE
0090	5025477	3	WASHER, BLADE BOLT, 9/16" F436, CZ
0100	5061300	1	ROD, MOUNT, CHUTE, 61, CZ
0110	5101004	1	SAFETY WALK, 4.00 X 7.50
0120	5101756S	3	BLADE, 18 X .25 X 2.5, 1 X 3.5 (SET OF THREE) -(Set of 3 blades)
0130	5413398A	1	SUPPORT, DISCHARGE CHUTE - BLK
0140	5413400AA	1	NLA - WELD, MOUNT, DISCHARGE CHUTE - BLK
0150	5418311B	1	GUARD, 52 DECK, RH - RED
0160	5418310B	1	GUARD, 52 DECK, LH - RED
0170	5061096	3	SPINDLE ASSM, ALUMINUM, LONG SHAFT
0180	5025390X10	12	BOLT, 3/8-16 X 1-1/4, FLANGE, GD 5, CZ -(Spindle Mounting Bolt Torque: 30 ft-lbs (41 Nm))
0190	5025011X6	7	BOLT, 5/16-18 X 3/4 GD5
0200	5025145X6	2	BOLT, 5/16-18 X 3/4, CARRIAGE, GD5, CZ
0210	84003127	1	DEFLECTOR
0220	84011105	1	CHUTE, Discharge

52" Mower Deck Group - Pulleys, Belts & Idler Arms (2 Belt System)

Note: Unless noted otherwise, use the standard torque specifications

Mfg. No: 5902018



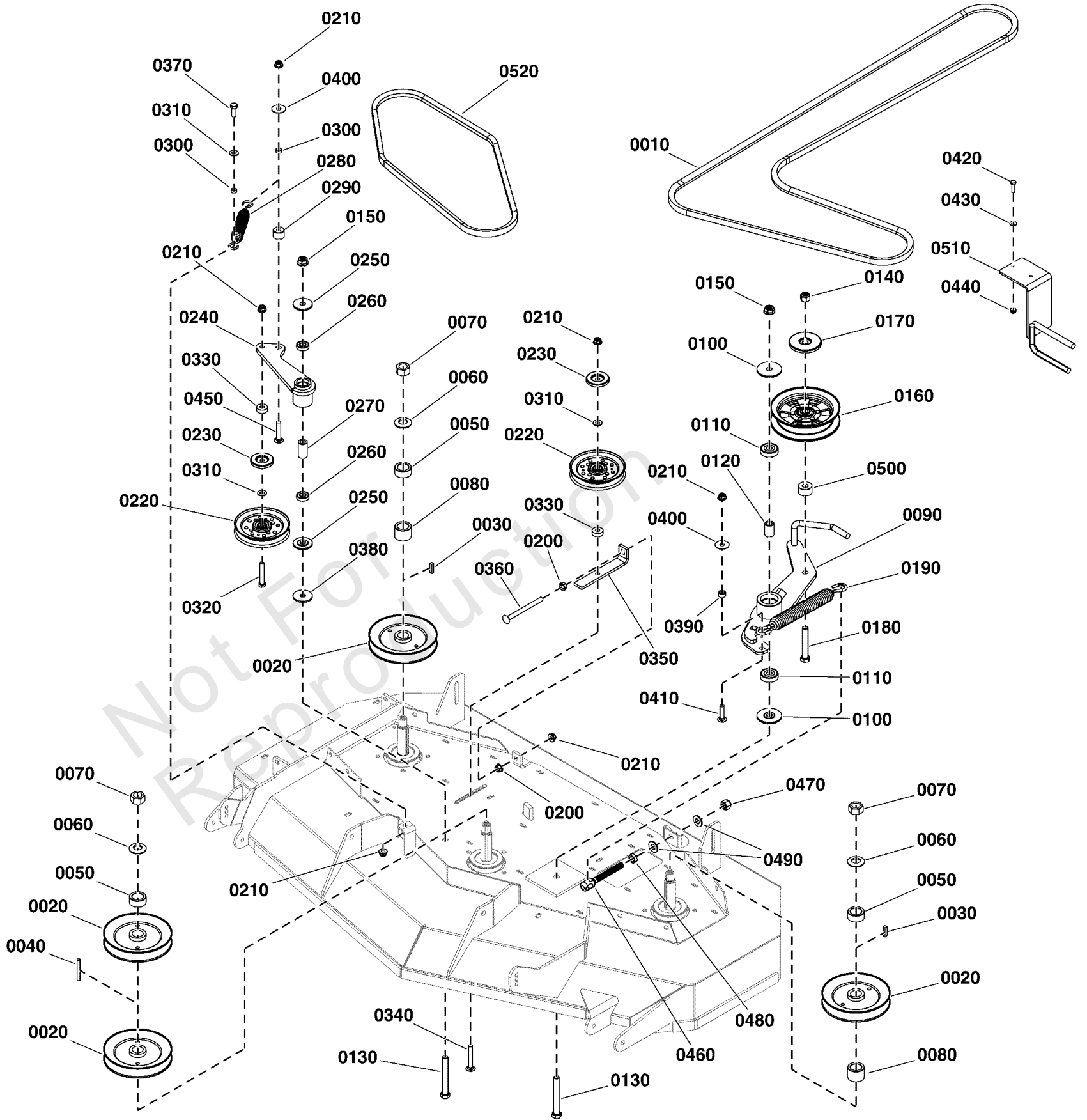
52" Mower Deck Group - Pulleys, Belts & Idler Arms (2 Belt System)

REF NO	PART NO	QTY	DESCRIPTION
0010	5106636	1	BELT, 5V/SPB, 124.50 EL, LG ARAMID, WRPD
0020	5105050	4	PULLEY, SPNDL, 5.980"OB X .985"ID
0030	5050407X8	2	KEY, 1/4 SQ X 1
0040	5050407X18	1	KEY, 1/4 SQ. x 2-1/4
0050	5105047	3	SPACER, 1.00 X 1.50 X .70, BZ
0060	5025406	3	WASHER, 3/4 BELLEVILLE CL/ZC
0070	5025405	3	NUT, 3/4-16 Hex
0080	5105048	2	SPACER, 1.00 X 1.50 X 1.14, BZ
0090	5415288A	1	WELD, IDLER ARM, DECK DRIVE - BLK
0100	5104379	2	SPACER, IDLER ARM, 1/2 X 2.25
0110	5104383	2	BEARING, 6203-1/2", SEALED
0120	5104456	1	SPACER, .51 X .84 X 1.22, PM, CZ
0130	5025017X32	2	BOLT, 1/2-13 X 4" GD5 CZ
0140	5025056	1	NUT, 1/2-13 HEX NYLON LOCK
0150	5025396	2	NUT, Hex Flange, Nylock, 1/2-13
0160	5104716	1	PULLEY, IDLER, BACKSIDE, NOSEAM 6.25ODX.5ID
0170	5105041	1	SHIELD, PULLEY, 1/2"ID X 2-7/8"OD, CZ
0180	5025017X26	1	BOLT, 1/2-13 X 3-1/4, HEX HD, GD5, CZ (SV)
0190	5105068	1	SPRING, EXT1.22"ODX10.5"FLX.192"WIRE BLK
0200	5025128	2	NUT, 3/8-16 Hex Large Serrated Flange
0210	5025394	6	NUT, 3/8 - 16 HEX NYLOCK FLANGE
0220	5108772	2	PULLEY, V-IDLER, 5"OD X 3/8", CZ, TE
0230	5105033	2	SHIELD, PULLEY, 3/8"ID X 2"OD, CZ
0240	5416161A	1	WELD, IDLER ARM, 2 BELT DRIVE - BLK
0250	5103262	2	SPACER, IDLER ARM, 1/2, PM
0260	7078243	2	BEARING, BALL, AXLE
0270	5103812	1	SPACER, .52 X .84 X 1.53, PM
0280	5022847	1	SPRING-EXT, 1.04 ODX6.935LGX.148WR, BLK
0290	5043815	1	SPACER, .39 X 1.00 X .75, CZ
0300	5041930	2	SPACER, .38 X .50 X .27, CZ
0310	5025156	3	WASHER, 3/8 SAE
0320	5025013X18	1	BOLT, 3/8-16 X 2-1/4" GD5 CZ
0330	5105429	2	SPACER, .39 X 1.00 X .38
0340	5025146X20	1	BOLT, 3/8-16 X 2-1/2, CARRIAGE, GD5, CZ
0350	5415374A	1	PLATE, IDLER PULLER - BLK
0360	5025146X36	1	BOLT, 3/8-16 X 4-1/2, CARRIAGE, GD5, CZ
0370	5025013X8	1	BOLT, 3/8-16 X 1" GD5 CZ
0380	5103282	1	WASHER, .52 X 1.75 X .14, CZ
0390	5105297	1	SPACER, .39 X .63 X .375M DOM CZ
0400	5025165	2	WASHER, 3/8" Fender
0410	5025146X12	1	BOLT, 3/8-16 X 1-1/2, CARRIAGE, GD5, CZ
0420	5025010X8	2	BOLT, 1/4-20 X 1" GD5 CZ
0430	5025154	2	WASHER, 1/4 SAE
0440	5025391	2	NUT, 1/4-20 Hex Nylock Flange
0450	5025146X16	1	BOLT, 3/8-16 X 2, CARRIAGE, GD5, CZ
0460	5105844	1	SPRING PULLER, 1/2-20, 5.00
0470	5025098	1	NUT, Hex, Nylon Lock, 1/2-20
0480	5025089	1	NUT, 1/2-20 Hex Jam
0490	5025158	2	WASHER, 1/2 SAE
0500	5045178	1	SPACER, .52 X 1.00 X .75, CZ
0510	5415938A	1	WELD, CLUTCH BELT GUIDE - BLK

52" Mower Deck Group - Pulleys, Belts & Idler Arms (2 Belt System)

Note: Unless noted otherwise, use the standard torque specifications

Mfg. No: 5902018



52" Mower Deck Group - Pulleys, Belts & Idler Arms (2 Belt System)

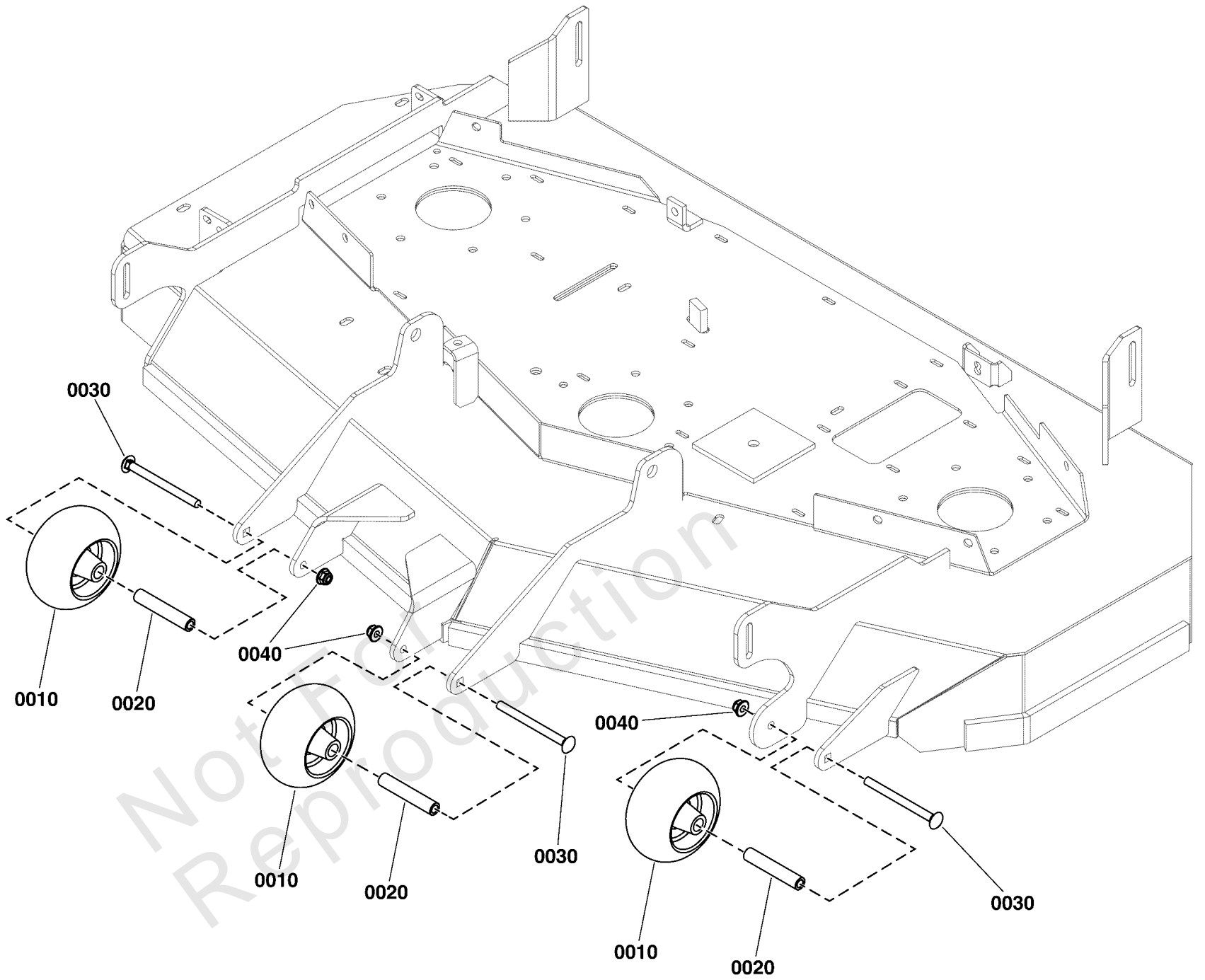
REF NO	PART NO	QTY	DESCRIPTION
0520	5105037	1	BELT, B-SEC, 55.30 EL, ARAMID, WRPD

Not For Reproduction

52" Mower Deck Group - Rollers

Note: Unless noted otherwise, use the standard torque specifications

Mfg. No: 5902018



52" Mower Deck Group - Rollers

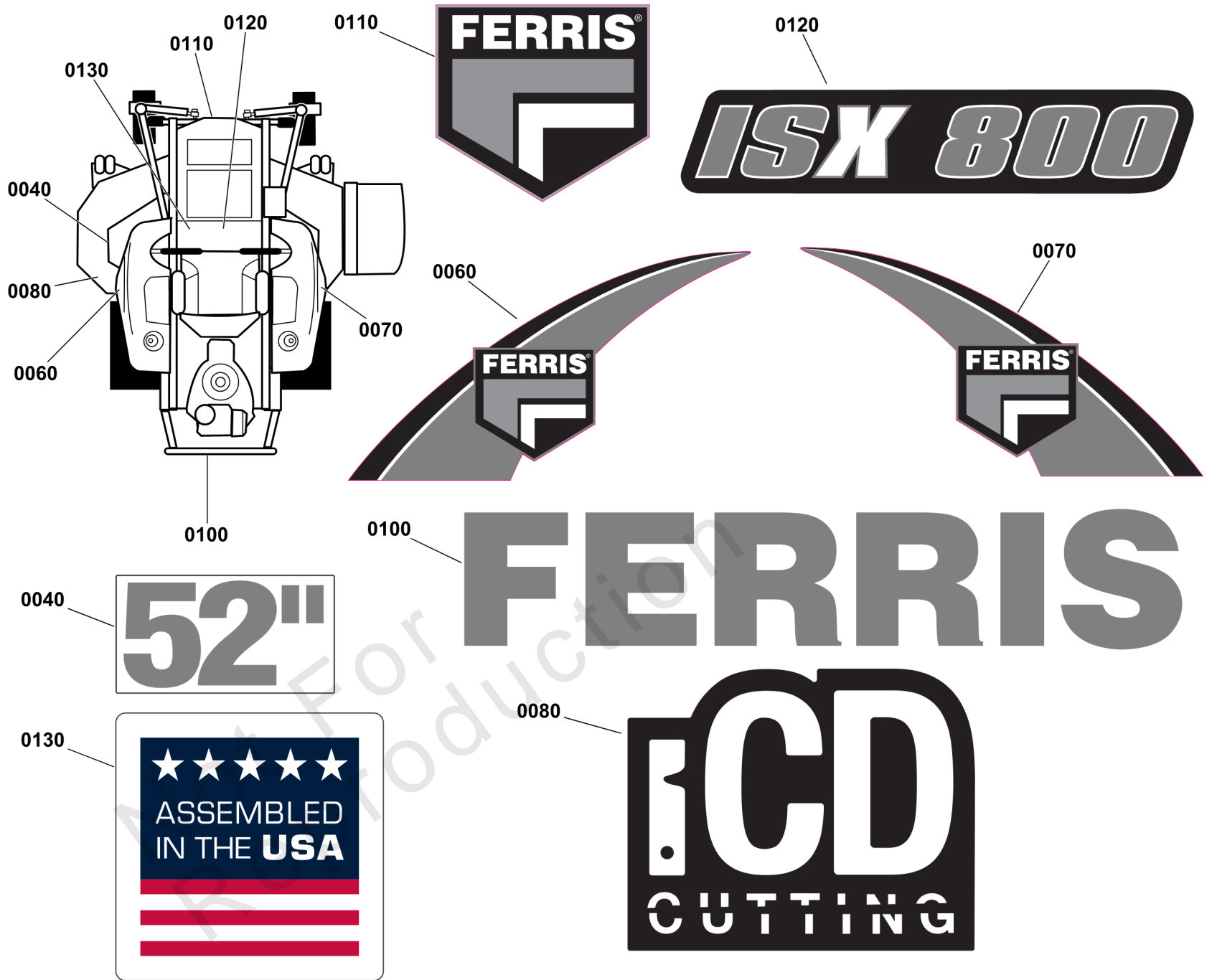
REF NO	PART NO	QTY	DESCRIPTION
0010	5105521	3	WHEEL, ANTI SCALP, 5"
0020	5105554	3	SPACER, .38 X .63 X 3.38, CZ
0030	5025146X36	3	BOLT, 3/8-16 X 4-1/2, CARRIAGE, GD5, CZ
0040	5025394	3	NUT, 3/8 - 16 HEX NYLOCK FLANGE

Not For Reproduction

Decal Group - Brand and Model

Note: Unless noted otherwise, use the standard torque specifications

Mfg. No: 5902018



Decal Group - Brand and Model

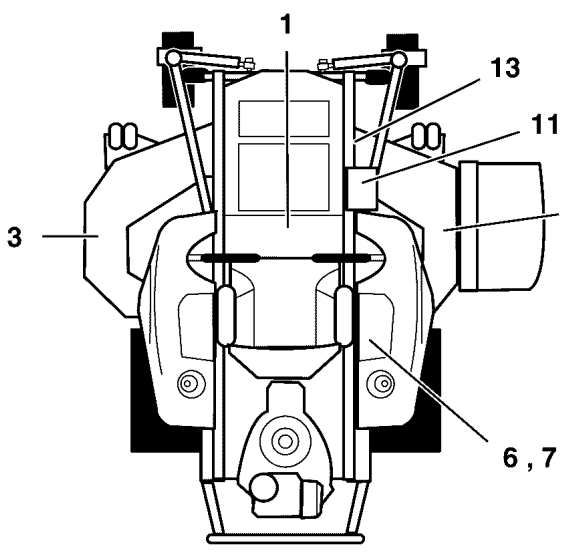
REF NO	PART NO	QTY	DESCRIPTION
0040	5022812SM	1	DECAL, 52
0060	5109091FS	1	DECAL, MODEL, LEFT HAND
0070	5109092FS	1	DECAL, MODEL, RIGHT HAND
0080	-----	1	DECAL, iCD CUTTING SYSTEM
0100	5103799FS	1	DECAL, BRAND
0110	5104756FS	1	DECAL, BRAND
0120	5106730FS	1	DECAL, MODEL
0130	-----	1	DECAL, ASSEMBLED IN THE USA

Not For Reproduction

Decal Group - Safety and Operation

Note: Unless noted otherwise, use the standard torque specifications

Mfg. No: 5902018



WARNING

Avoid serious injury or death

- Read operator's manual before using this product.
- Do NOT operate this machine unless you are trained.
- Know the location and function of all controls.
- Keep safety devices (guards, shields, switches, etc.) in place and working.
- Remove objects that could be thrown by the blade.
- Be sure blades and engine are stopped before placing hands or feet near blades.
- When leaving machine, shut off, remove key and set parking brake.

Fire Hazard
Gasoline is flammable. Yard debris is combustible.

- Allow engine to cool for at least 3 minutes before refueling.
- Keep unit cleaned of yard debris.
- This equipment may create sparks that can start fires around dry vegetation. A spark arrester may be required. Contact local fire agencies for regulations relating to fire prevention requirements.

DANGER

Rotating blades cut off arms and legs.

- Stop the mower when children or others are near.
- Do not carry riders (especially children) even with the blades off. They may fall off or return for another ride when you are not expecting it.
- Lock down, behind and to the side before changing directions.

Operating on slopes can be hazardous and cause loss of control and roll-overs.

- Do not operate on slope over 15 degrees.
- Avoid sudden turns or rapid speed changes.
- Reduce speed and use extreme caution on slopes.
- Avoid turning down slopes; if possible turn up slopes.
- If machine slopes forward motion on a slope, stop the blades and drive slowly off the slope.

Wheels dropping over edges may result in serious injury, death or drowning.

- Do NOT operate down slopes downwards or near water, retaining walls or drop-offs.
- Save yourself a minimum of two mower widths of clearance around these hazards.

Wet or soft slopes can cause sliding and loss of control.

- Do NOT operate on slopes when grass is wet.
- Do NOT operate on slopes when soil is soft (such as after heavy rains).

WARNING

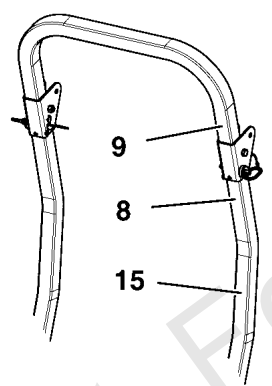
Amputation and Pinch Point Hazard

To avoid injury from rotating parts, stay clear of parts and keep all shields and guards in place.

DANGER

Amputation and thrown objects hazard

- Keep hands and feet away from deck.
- Do not operate mower unless discharge chute or entire grass catcher is in its proper place.




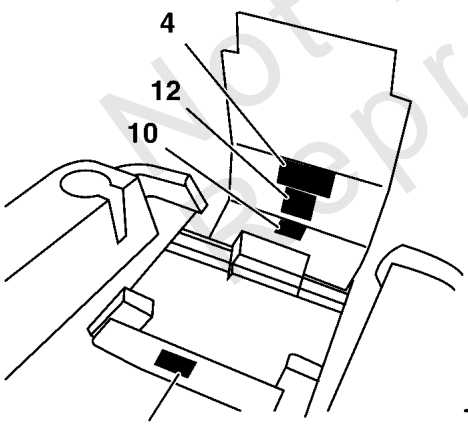
WARNING

Avoid serious injury or death from rollover.

Do not operate without the rollbar installed and operational.

Transaxle Release Lever Location

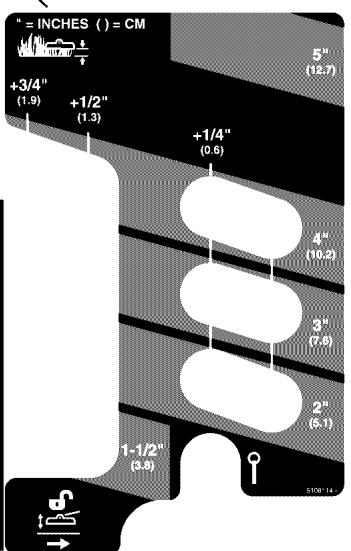
Ignition System (Gasoline Models)
This spark ignition system complies with Canadian standard ICES-002



HYDRAULIC OIL RESERVOIR

USE SAE 20W-50 MOTOR OIL

Belts & Blades	
Tractor	
Pump Drive Belt	5103653
52" Mower	
Deck Drive Belt - Long LH	5106636
Deck Drive Belt - Short RH	5105037
Mower Blade (Set)	5101756S
61" Mower	
Deck Drive Belt - Long LH	5106570
Deck Drive Belt - Short RH	5104780
Mower Blade (Set)	5101755S



WARNING

AVOID SERIOUS INJURY OR DEATH FROM ROLL OVER:

Keep roll bar in the raised position and use seat belt.

THERE IS NO ROLL OVER PROTECTION WHEN THE ROLL BAR IS DOWN

Lower the roll bar only when necessary and NEVER remove it.

Do NOT use seat belt when the roll bar is down.

Raise the roll bar as soon as clearance permits.

Do NOT jump off if mower tips.

Read and follow all operating instructions and warnings in the operator's manual.

WARNING

LOW OVERHANGING OBSTACLES HAZARD

Check for overhead clearances before driving under any objects. Do NOT allow roll bar to contact low overhanging obstacles, such as tree branches and guide wires.

CAUTION

ROLL OVER PROTECTIVE STRUCTURE

To maintain operator protection and roll bar certification:

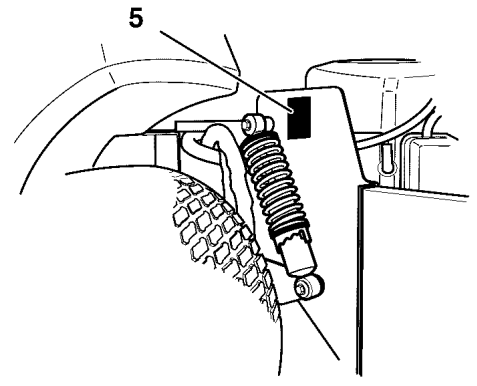
- Replace a damaged roll bar, do NOT attempt to repair or modify.
- Any alteration of the roll bar must be approved by the manufacturer.
- DO NOT exceed the machine weight rating of the roll bar.

WARNING

PINCH POINT

To avoid injury from loaded spring, read operator's manual before removing spring.

The operator's manual is available in Spanish. La manual del operador está disponible en Español.



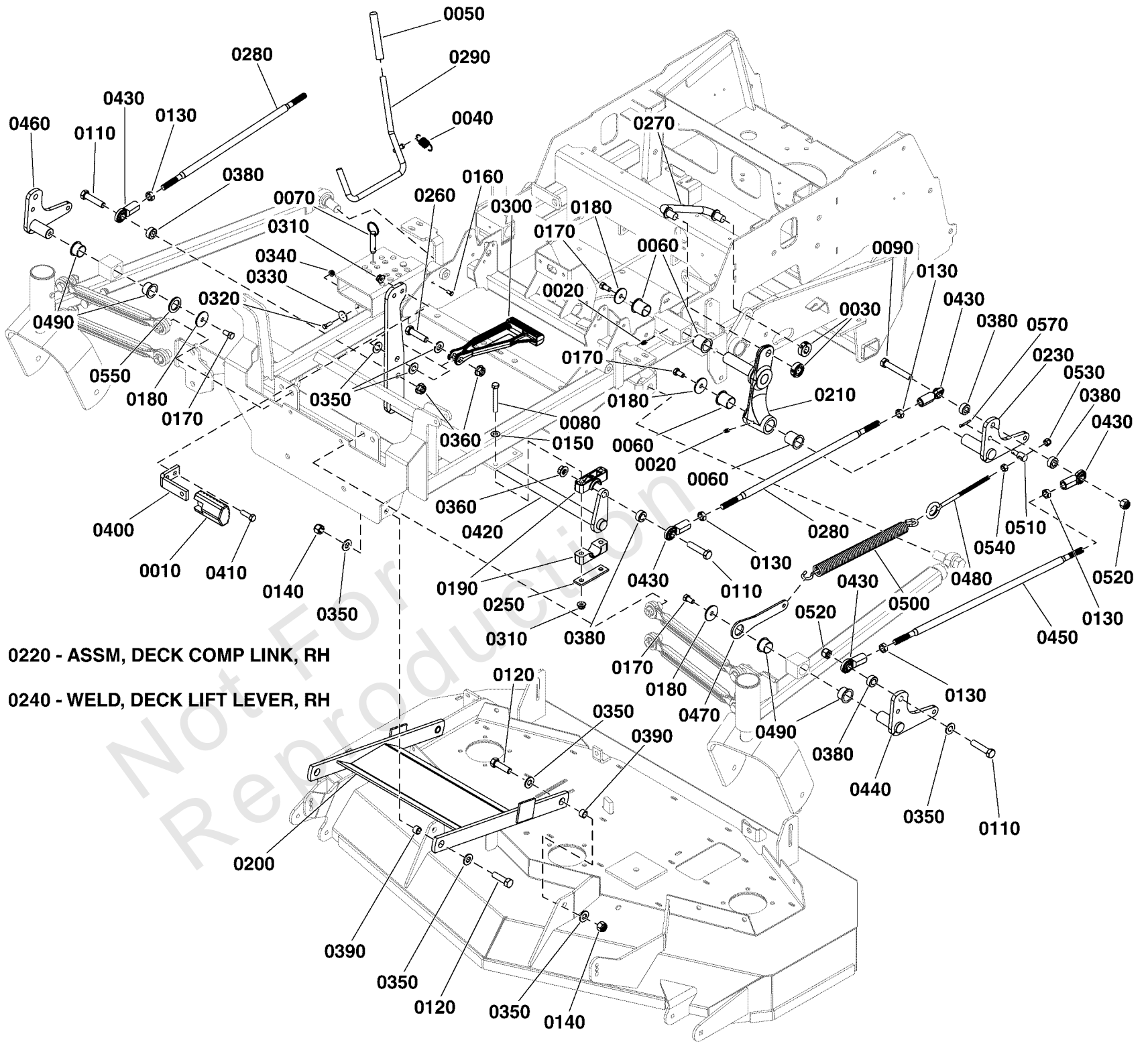
Decal Group - Safety and Operation

REF NO	PART NO	QTY	DESCRIPTION
1	84008252	1	DECAL, MAIN SAFETY
2	5103184	1	DECAL, WARNING, HAND IN BELT, ENG ONLY
3	7101665	2	DECAL, DANGER DO NOT OPERATE W/O DEFLECT
4	5103725	1	DECAL, TRANSAXLE RELEASE, 600/700
5	5100683	2	DECAL, Warning, ROLL BAR
6	5048970	1	DECAL, IGNITION CONTROL
7	5100280	1	DECAL, Throttle Control
8	5104082	1	DECAL, WARNING, FOLDING ROLL BAR -(SV)
9	5100405	1	DECAL, WARNING OVERHANG, ROPS (SV) -(SV)
10	5100957	1	DECAL, HYDRAULIC OIL, SAE 20W50
11	5108114	1	DECAL, CUTTING HEIGHT
12	5107715	1	DECAL, BELT & BLADE, ISX800Z, 2 BELT
13	5061245	1	DECAL, Pinch Point
14	5103619	1	DECAL, MANUAL AVAILABLE IN SPANISH
15	5104083	1	DECAL, CAUTION, FOLDING ROLL BAR -(SV)

Deck Lift Group

Note: Unless noted otherwise, use the standard torque specifications

Mfg. No: 5902018



0220 - ASSM, DECK COMP LINK, RH

0240 - WELD, DECK LIFT LEVER, RH

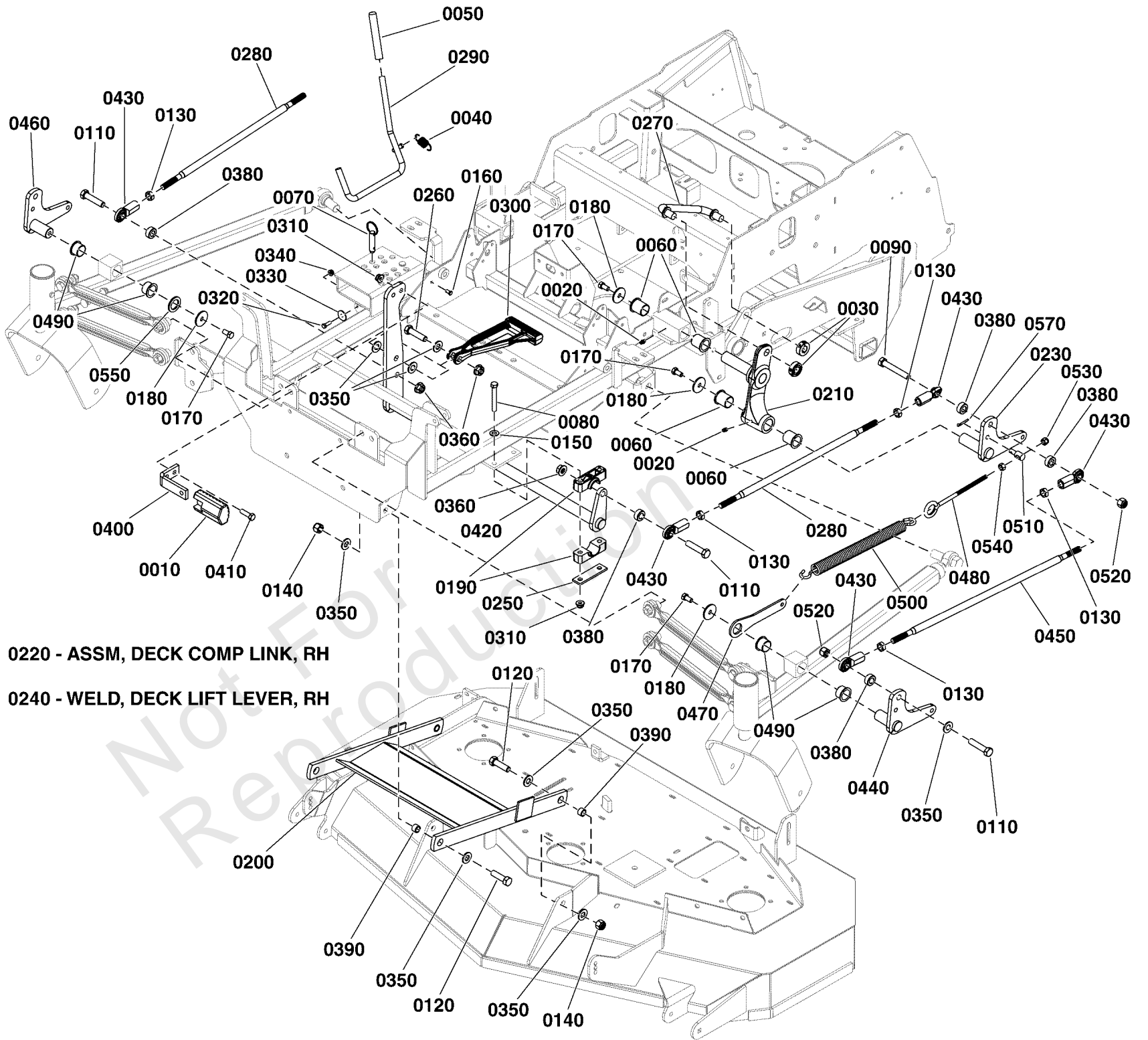
Deck Lift Group

REF NO	PART NO	QTY	DESCRIPTION
0010	5104262	1	PEDAL, Rubber
0020	5020095	4	GREASE FITTING, 1/4-28 Straight
0030	5020441	4	COLLAR, 5/8" Split
0040	5010213	1	SPRING-EXT, .740 ODX2.025LGX.072WR, BLK
0050	5021880	1	GRIP, FOAM, .475 X 4.35 X .095
0060	5023343	8	BUSHING, 1.00 X 1.13 X 1.38, Plastic
0070	5023498	1	PIN, HITCH, 1/2 X 2.00 OAL, YP
0080	5025013X22	5	BOLT, 3/8-16 X 2-3/4" GD5 CZ
0090	5025017X26	2	BOLT, 1/2-13 X 3-1/4, HEX HD, GD5, CZ (SV)
0110	5025017X18	3	BOLT, 1/2-13 X 2-1/4" GD5 CZ
0120	5025018X14	4	BOLT, 1/2-20 X 1-3/4" GD8 CZ
0130	5025089	8	NUT, 1/2-20 Hex Jam
0140	5025098	4	NUT, Hex, Nylon Lock, 1/2-20
0150	5025156	4	WASHER, 3/8 SAE
0160	5025212X4	1	PIN, CLEVIS, 1/4 X 1/2, PLATED
0170	5025443	6	BOLT, 3/8-16 X 3/4, PLT W/PATCH
0180	5100548	6	WASHER, .390 X 1.50 X .109, YZ
0190	5100634	4	PIVOT BLOCK, PLASTIC
0200	84006569	1	BAR, Puller
0210	5105172	1	ASSM, DECK COMP LINK, LH-CAST
0220	5105173	1	ASSM, DECK COMP LINK, RH-CAST
0230	5401671A	1	WELD, DECK LIFT LEVER, LH - BLK
0240	5401672A	1	WELD, DECK LIFT LEVER, RH - BLK
0250	5403925A	2	PLATE, PIVOT BLOCK SUPPORT - BLK
0260	5025017X16	1	BOLT, 1/2-13 X 2" GD5 CZ
0270	5103703	2	ROD, SUSPENSION LINK, IS700, CZ
0280	5103758	2	ROD, DECK LIFT, 19.25, CZ
0290	5410317A	1	WELD, Rod, Deck Lift - BLK
0300	5104133	1	LINK, DECK LIFT, CAST IRON
0310	5025394	6	NUT, 3/8 - 16 HEX NYLOCK FLANGE
0320	-----	2	HHCS, 1/4-20 X 0.625, GR5, ZINC/CLEAR
0330	5025288	2	WASHER, 1/4" Fender
0340	5025391	2	NUT, 1/4-20 Hex Nylock Flange
0350	5025158	13	WASHER, 1/2 SAE
0360	5025396	3	NUT, Hex Flange, Nylock, 1/2-13
0380	5045023	8	SPACER, .52 X 1.00 X .44, CZ
0390	5020870	4	INSERT, Bearing
0400	5061569A	1	PEDAL, FOOT - BLK
0410	5025013X10	2	BOLT, 3/8-16 X 1-1/4" GD5 CZ
0420	5410897A	1	WELD, DECK LIFT SHAFT - BLK
0430	1702779	8	JOINT-BALL .500-20 THD .500ID, CLR ZINC
0440	5401661A	1	WELD, DECK LIFT LEVER, LH - BLK
0450	5103711	2	ROD, DECK LIFT, EXTERNAL THRD, 23.38
0460	5401662A	1	WELD, DECK LIFT LEVER, RH - BLK
0470	5411634A	1	MOUNT, SPRING, DECK LIFT - BLK
0480	5021811	1	EYE BOLT, 3/8-16 X 8, 3THRD, 1EYE, CZ
0490	5023356	4	BUSHING, 1.00 X 1.13 X .75, PLASTIC
0500	5023355	1	SPRING-EXT, 1.00 ODX13.25LGX.177WR, BLK
0510	5100380	1	* ADJUSTER, DECK HANGER
0520	5025056	4	NUT, 1/2-13 HEX NYLON LOCK
0530	5025096	1	NUT, 3/8-16 HEX NYLON LOCK

Deck Lift Group

Note: Unless noted otherwise, use the standard torque specifications

Mfg. No: 5902018



0220 - ASSM, DECK COMP LINK, RH

0240 - WELD, DECK LIFT LEVER, RH

Deck Lift Group

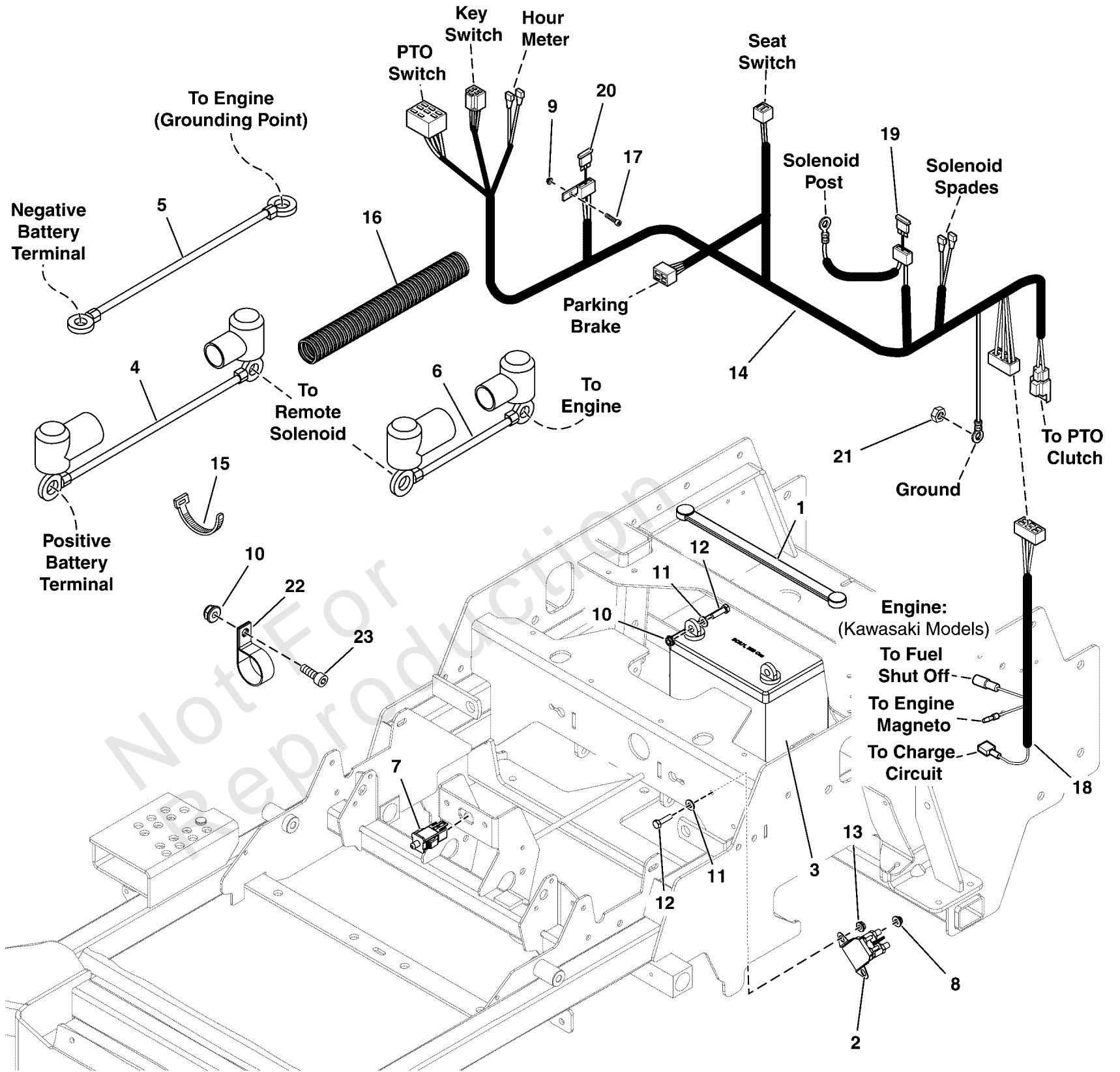
REF NO	PART NO	QTY	DESCRIPTION
0540	5025034	1	NUT, 3/8-16 HEX, YZ
0550	5020929	1	SHIM, 1.0 X 1.5 X 0.125
0570	5025203X6	1	* PIN, COTTER, 1/8" X 3/4

Not For Reproduction

Electrical Group S/N: 4002328396 and below

Note: Unless noted otherwise, use the standard torque specifications

Mfg. No: 5902018



Electrical Group S/N: 4002328396 and below

REF NO	PART NO	QTY	DESCRIPTION
1	1722009	1	STRAP, BATTERY, 14 LONG, Rubber
2	1755382	1	SOLENOID, STD-BRACKET, 2-SPADE
3	-----	1	BATTERY, 11U1L, 350 CCA
4	5021405	1	BATTERY CABLE, POS, 22, 1/4-5/16
5	5047690	1	BATTERY CABLE, NEG, 14, 5/16-13/32
6	5023488	1	BATTERY CABLE, POS, 22, 1/4-5/16
7	7022886	1	SWITCH, DP NO/NC SNAP-IN
8	80003921	2	NUT,1/4-20,KEPS,CONICAL WSHR,ZC/CL
9	5025271	2	NUT, Hex, Nylon Lock, #10-24
10	5025126	8	NUT, 1/4-20 HEX SERR. FLANGE
11	5025154	4	WASHER, 1/4 SAE
12	5025010X6	4	BOLT, 1/4"-20 X 3/4" GD5 YZ
13	5025391	5	NUT, 1/4-20 Hex Nylock Flange
14	5105536	1	HARNESS, Wiring, Small ZTR
15	5021029	4	TIE, SELF-LOCKING, 12"
16	5050927X18	2	WIRE LOOM, 3/8 ID X 18 IN
17	5025179X6	2	SCREW, #10-24 X 3/4" ROUND PHILLIPS
18	5104811	1	WIRE HARNESS, JUMPER, KAWI
19	5021603	1	FUSE, ATO-20 (20 AMP)(SV)
20	5101935	1	FUSE, ATO-15 (15 AMP)(SV)
21	5025355	1	NUT, M8-1.25 Hex Serrated Flange
22	5021500	3	CLAMP, VINYL INSULATED, 1.00
23	5025299X6	2	USE 5106757 - SCREW,1/4-20X3/4, ZINC

Electrical Schematic - Charging Circuit S/N: 4002328396 and below

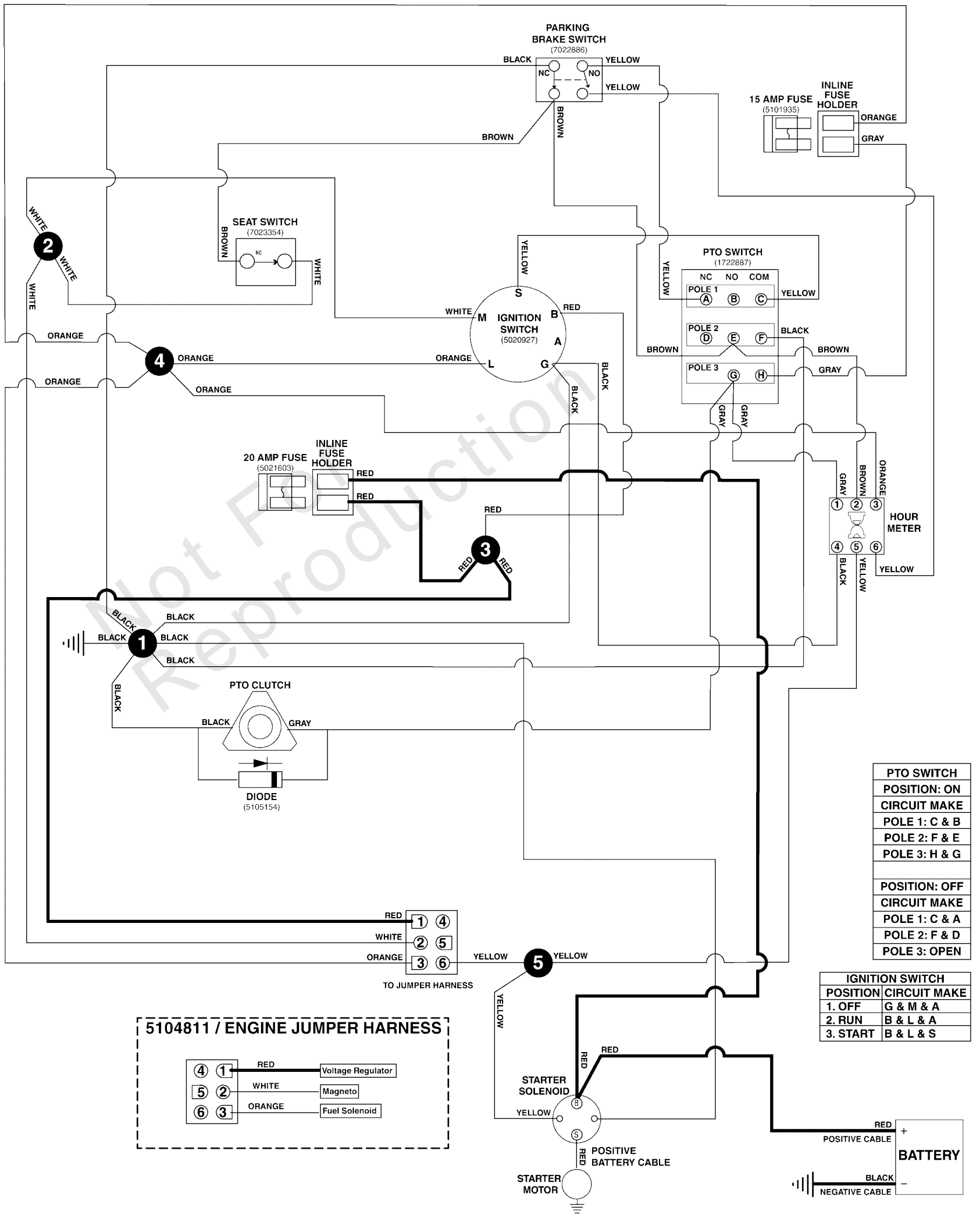
Note: Unless noted otherwise, use the standard torque specifications

Mfg. No: 5902018

5105536 MAIN WIRE HARNESS - KAWASAKI FR730V, FS600V, FS691V, FS730V ENGINES

5105536B

(If internal schematic of the switch is not shown, the image of the switch represents the back view of the connector as it is connected to the switch.)



Electrical Schematic - Charging Circuit S/N: 4002328396 and below

REF NO	PART NO	QTY	DESCRIPTION
5105536	5105536	1	HARNESS, Wiring, Small ZTR
5104811	5104811	1	WIRE HARNESS, JUMPER, KAWI

Not For Reproduction

Electrical Schematic - Cranking Circuit S/N: 4002328396 and below

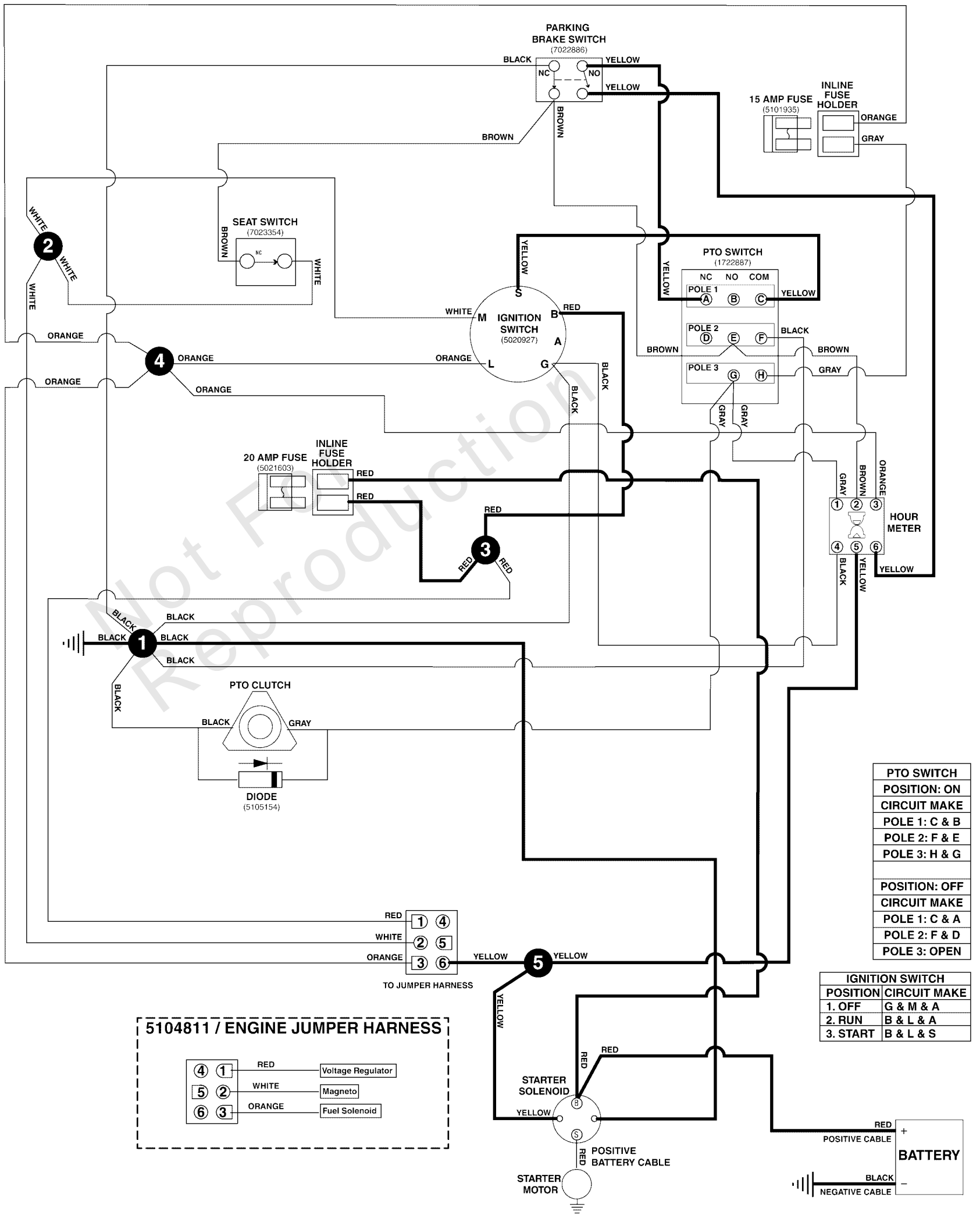
Note: Unless noted otherwise, use the standard torque specifications

Mfg. No: 5902018

5105536 MAIN WIRE HARNESS - KAWASAKI FR730V, FS600V, FS691V, FS730V ENGINES

5105536B

(If internal schematic of the switch is not shown, the image of the switch represents the back view of the connector as it is connected to the switch.)



Electrical Schematic - Cranking Circuit S/N: 4002328396 and below

REF NO	PART NO	QTY	DESCRIPTION
5105536	5105536	1	HARNESS, Wiring, Small ZTR
5104811	5104811	1	WIRE HARNESS, JUMPER, KAWI

Not For Reproduction

Electrical Schematic - Ign. Grounding Circuit/Op. Pres. S/N: 4002328396 and below

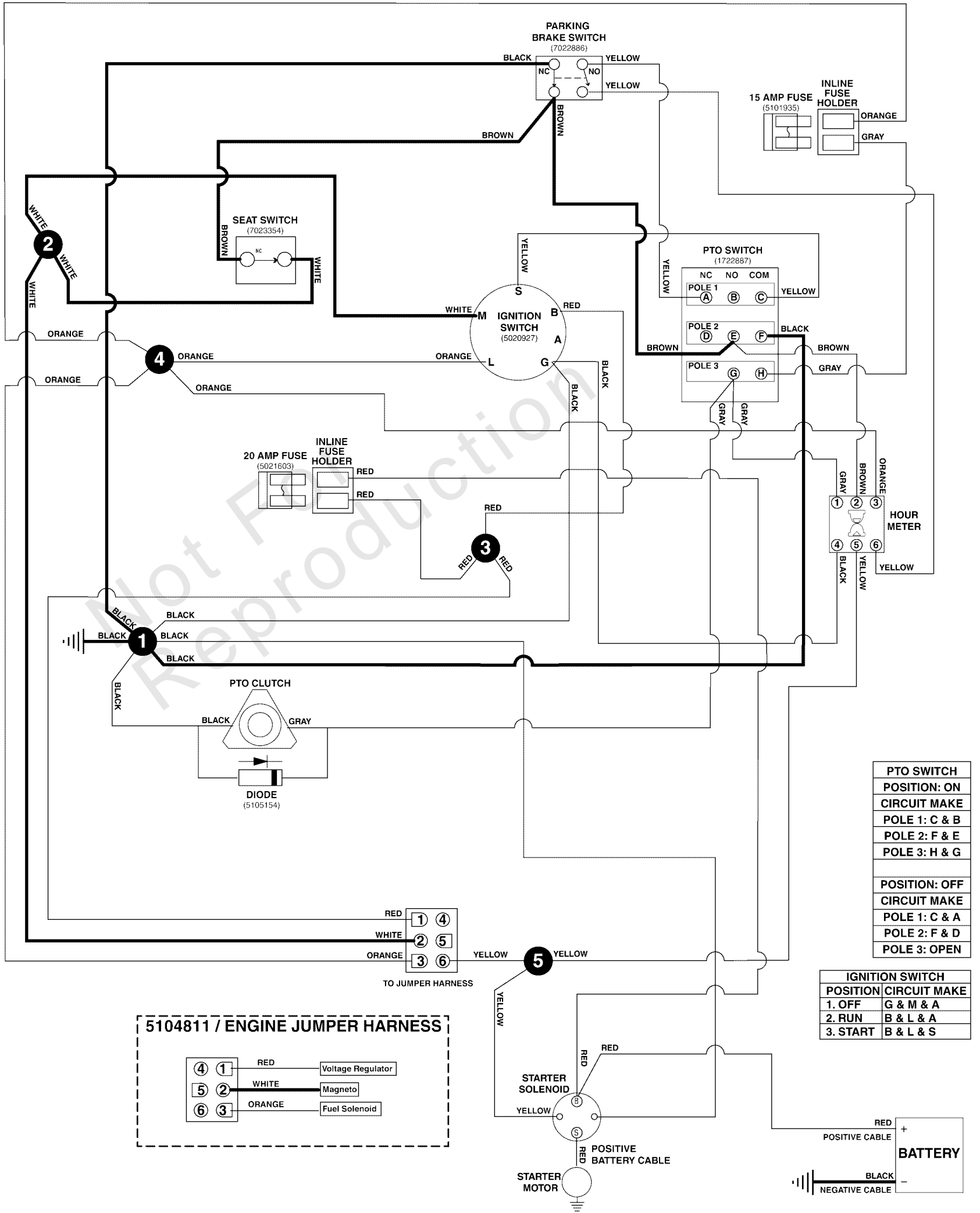
Note: Unless noted otherwise, use the standard torque specifications

Mfg. No: 5902018

5105536 MAIN WIRE HARNESS - KAWASAKI FR730V, FS600V, FS691V, FS730V ENGINES

5105536B

(If internal schematic of the switch is not shown, the image of the switch represents the back view of the connector as it is connected to the switch.)



Electrical Schematic - Ign. Grounding Circuit/Op. Pres. S/N: 4002328396 and below

REF NO	PART NO	QTY	DESCRIPTION
5105536	5105536	1	HARNESS, Wiring, Small ZTR
5104811	5104811	1	WIRE HARNESS, JUMPER, KAWI

Not For Reproduction

Electrical Schematic - PTO Clutch Circuit S/N: 4002328396 and below

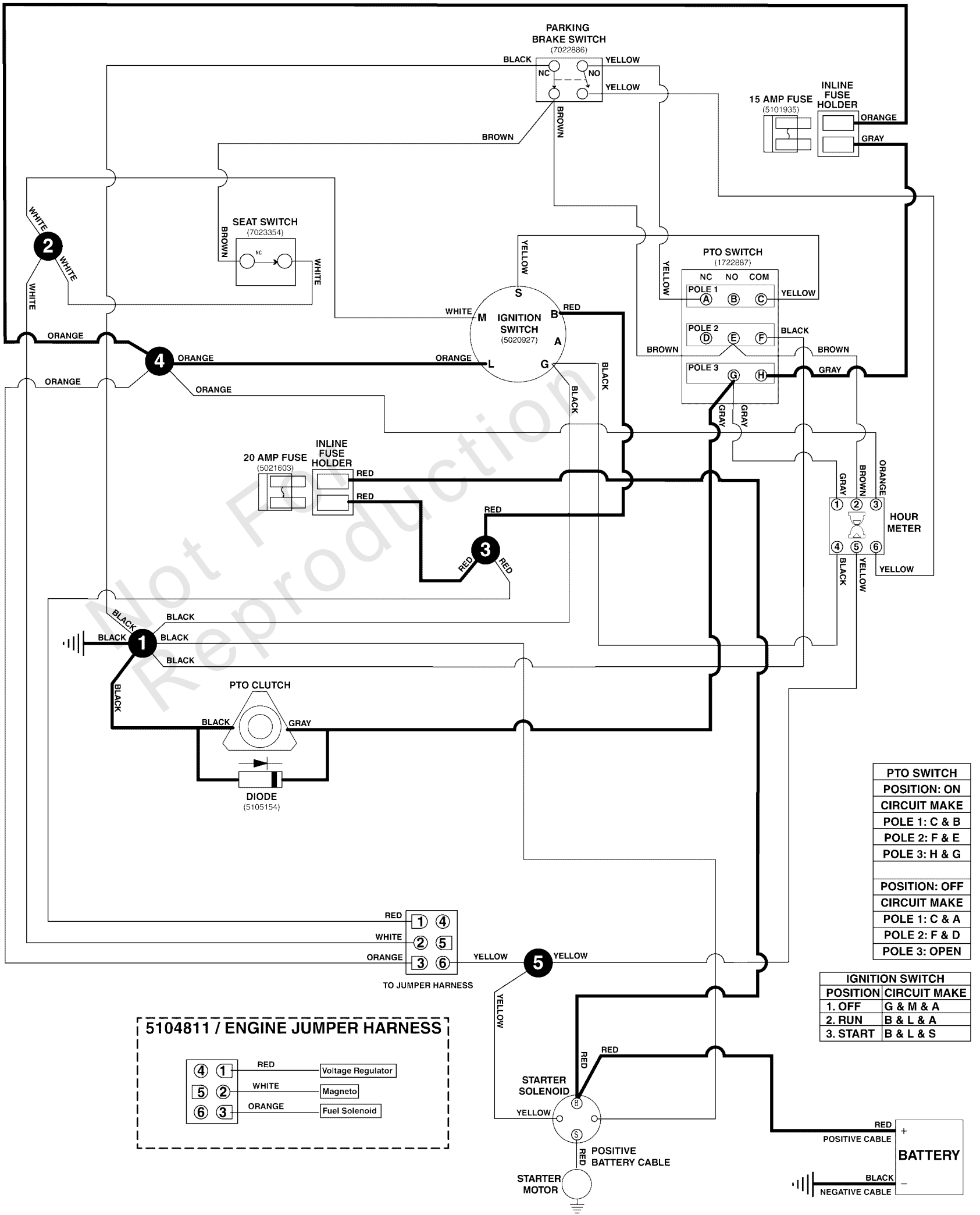
Note: Unless noted otherwise, use the standard torque specifications

Mfg. No: 5902018

5105536 MAIN WIRE HARNESS - KAWASAKI FR730V, FS600V, FS691V, FS730V ENGINES

5105536B

(If internal schematic of the switch is not shown, the image of the switch represents the back view of the connector as it is connected to the switch.)



Electrical Schematic - PTO Clutch Circuit S/N: 4002328396 and below

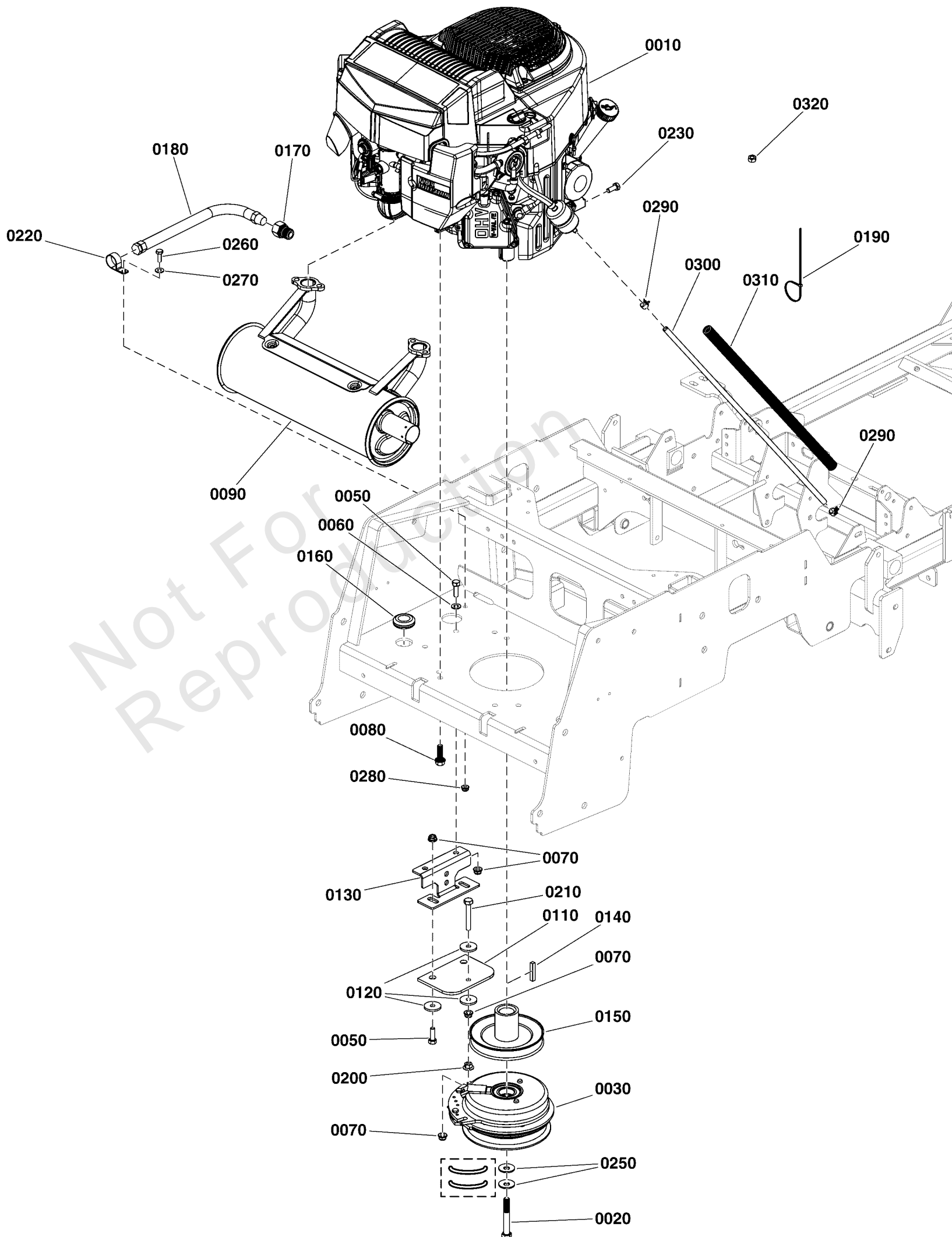
REF NO	PART NO	QTY	DESCRIPTION
5105536	5105536	1	HARNESS, Wiring, Small ZTR
5104811	5104811	1	WIRE HARNESS, JUMPER, KAWI

Not For Reproduction

Engine & PTO Group - Kawasaki FT730V

Note: Unless noted otherwise, use the standard torque specifications

Mfg. No: 5902018



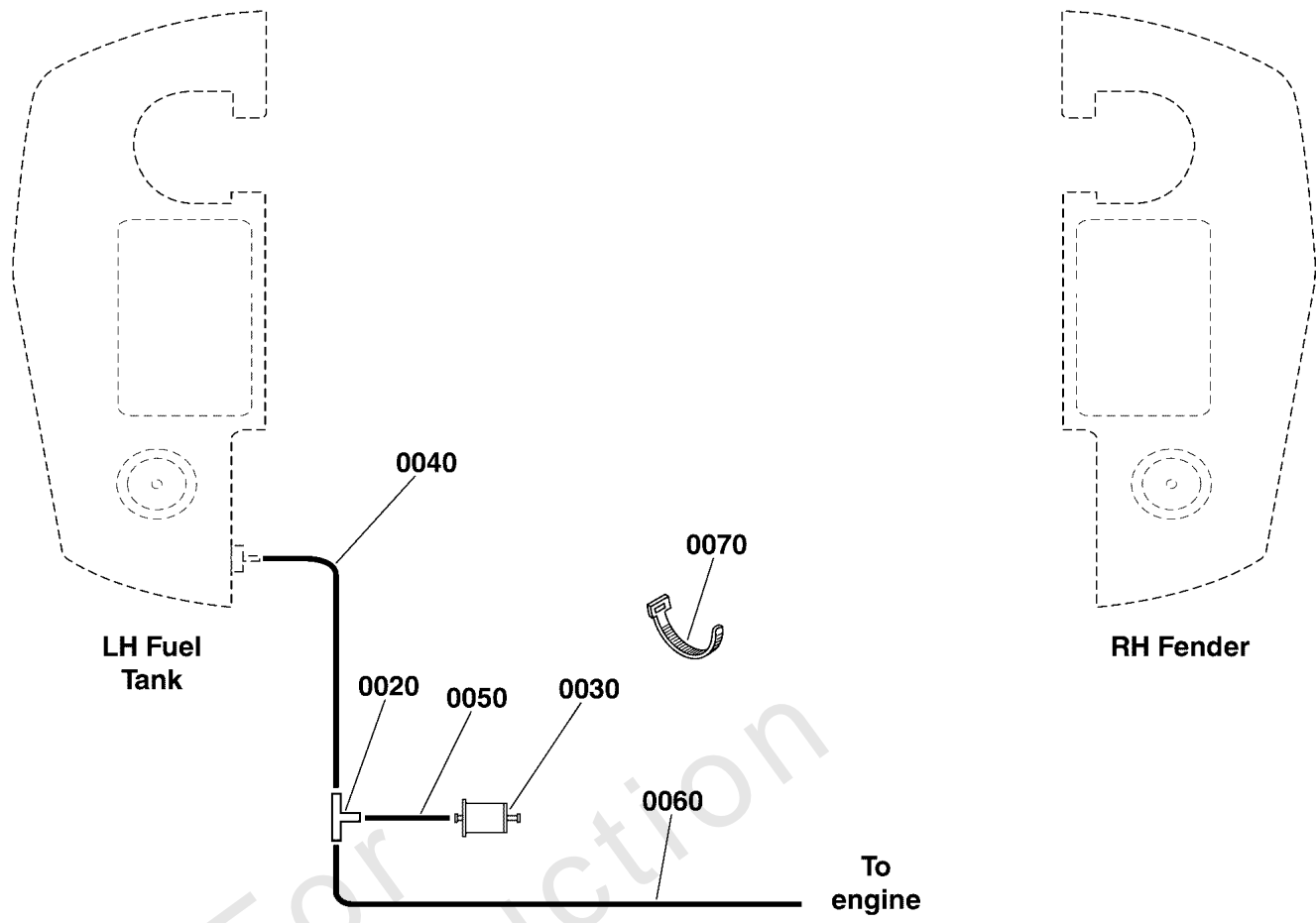
Engine & PTO Group - Kawasaki FT730V

REF NO	PART NO	QTY	DESCRIPTION
0010	-----	1	ENGINE, KAWASAKI, FT730V-AS08-S -(See engine manufacturer for engine service parts.)
0020	5102866	1	BOLT, CRANKSHAFT, 7/16-20 X 3, GD8 -(Torque clutch mounting bolt to 65 ft-lbs (88 Nm); Apply Loctite 271 to threads of crankshaft bolt when assembling.)
0030	5105090	1	CLUTCH WARNER 200 FT-LB 1.13 X 6.323
0050	5025011X8	4	BOLT, 5/16-18 X 1" GRD5 YZ
0060	5025155	2	WASHER, 5/16" SAE
0070	5025392	6	NUT, 5/16-18 HEX NYLOCK FLANGE NUT
0080	5025640	4	BOLT, 3/8-16X1-1/4 SF, GD8, PHOS, SER HD -(Torque engine mounting bolt to 50 ft-lbs (68 Nm))
0090	5104326	1	MUFFLER, KAWI, HORIZONTAL, 5" CAN
0110	5043636	1	CLUTCH ANCHOR PAD
0120	5044617	4	WASHER, .34 X 1.25 X 10 GA
0130	5410367A	1	ANCHOR, CLUTCH, IS600-IS700 - BLK
0140	5022726	1	KEY 1/4 SQ X 1 1/2 LONG
0150	5105108	1	PULLEY, CRANKSHAFT 1.1255"ID X 5.318" OB
0160	5021379	1	GROMMET, 7/8"
0170	5022234	1	ADAPTER, Oil Drain
0180	5048681	1	HOSE, OIL DRAIN
0190	5101492	1	TIE, SELF-LOCKING, 24"
0200	5025139	1	NUT, 5/16-18 HEX SERRATED FLANGE (LARGE)
0210	5025055X18	1	BOLT, 5/16-18 X 2-1/4 TFL, GD5 YZ
0220	5021500	3	CLAMP, VINYL INSULATED, 1.00
0230	5025249	1	BOLT, M8-1.25 X 20 MM GD 8.8 -(Secures ground wire to engine.)
0250	5025585	2	BELLEVILLE WASHER, 1.1875 X .442 X .098
0260	5025010X8	1	BOLT, 1/4-20 X 1" GD5 CZ
0270	5025154	1	WASHER, 1/4 SAE
0280	5025391	1	NUT, 1/4-20 Hex Nylock Flange
0290	93807	2	CLAMP, Hose
0300	5050831X8	1	1/4" Fuel Line, 8" Long -(Units with 8" fuel lines only.)
0300	5050831X18	1	1/4" Fuel Line, 18" Long -(Units with 18" fuel lines only.)
0310	5050833X14	1	WIRE LOOM, 1/2 ID 14" LONG -(Units with 18" fuel lines only.)
0320	5025536	1	NUT, HEX, M8-1.25, CZ, GD 8.8

Evap Group

Note: Unless noted otherwise, use the standard torque specifications

Mfg. No: 5902018



Not For
Reproduction

Evap Group

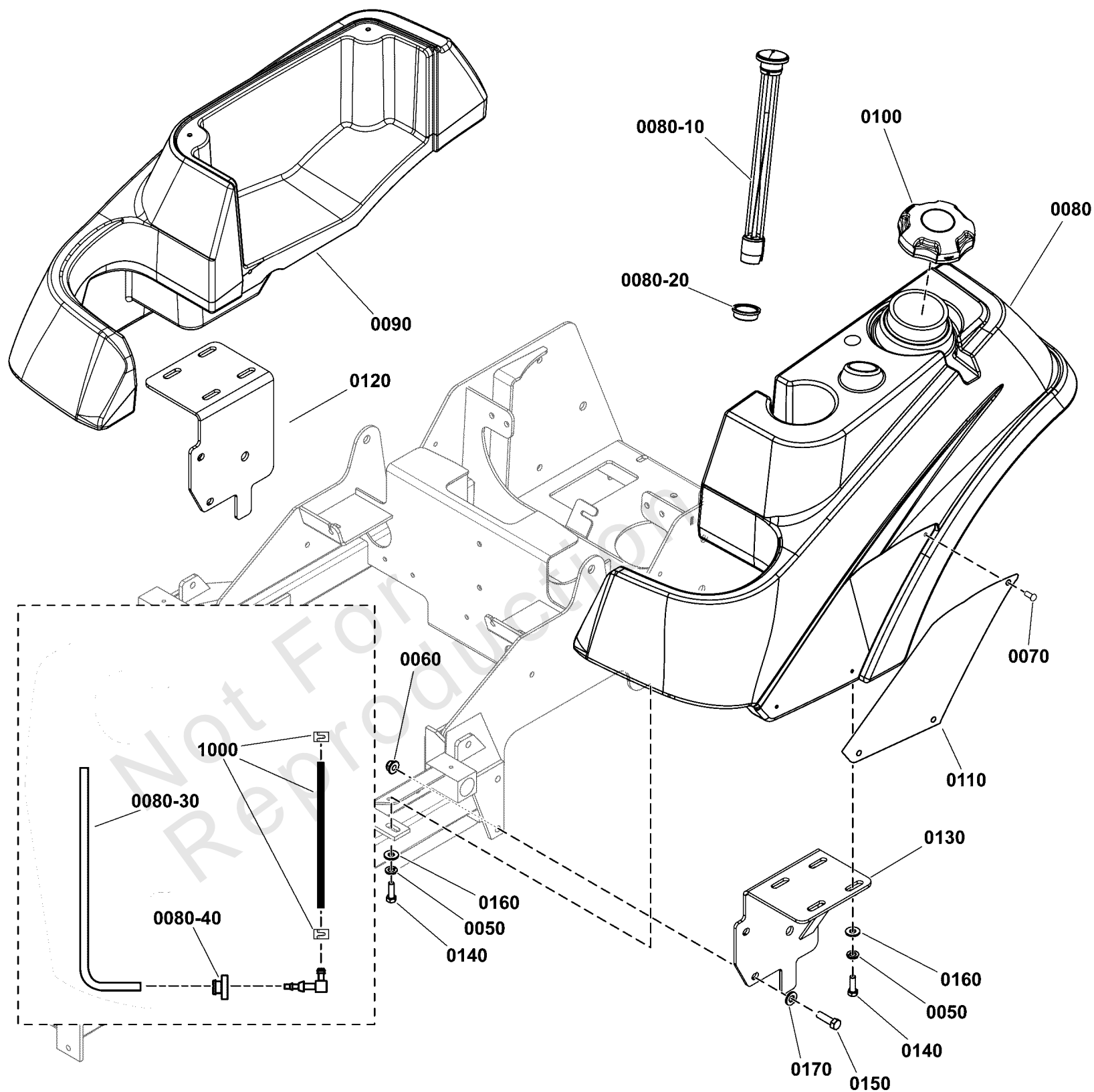
REF NO	PART NO	QTY	DESCRIPTION
0020	5103062	1	FITTING, 3/16" TEE, BARB TYPE, HDPE
0030	80025019	1	FILTER, FUEL
0040	7700552X29	1	HOSE, VAPOR, 5 MM ID, 29.00 LG
0050	7700552X2	1	HOSE, VAPOR, 5MM ID, 2.00 LG
0060	7700552X12	1	HOSE, VAPOR, 5MM ID, 12.00 LG
0070	5021030	3	TIE, SELF-LOCKING, 6"

Not For Reproduction

Fuel Tank & Mount Group

Note: Unless noted otherwise, use the standard torque specifications

Mfg. No: 5902018



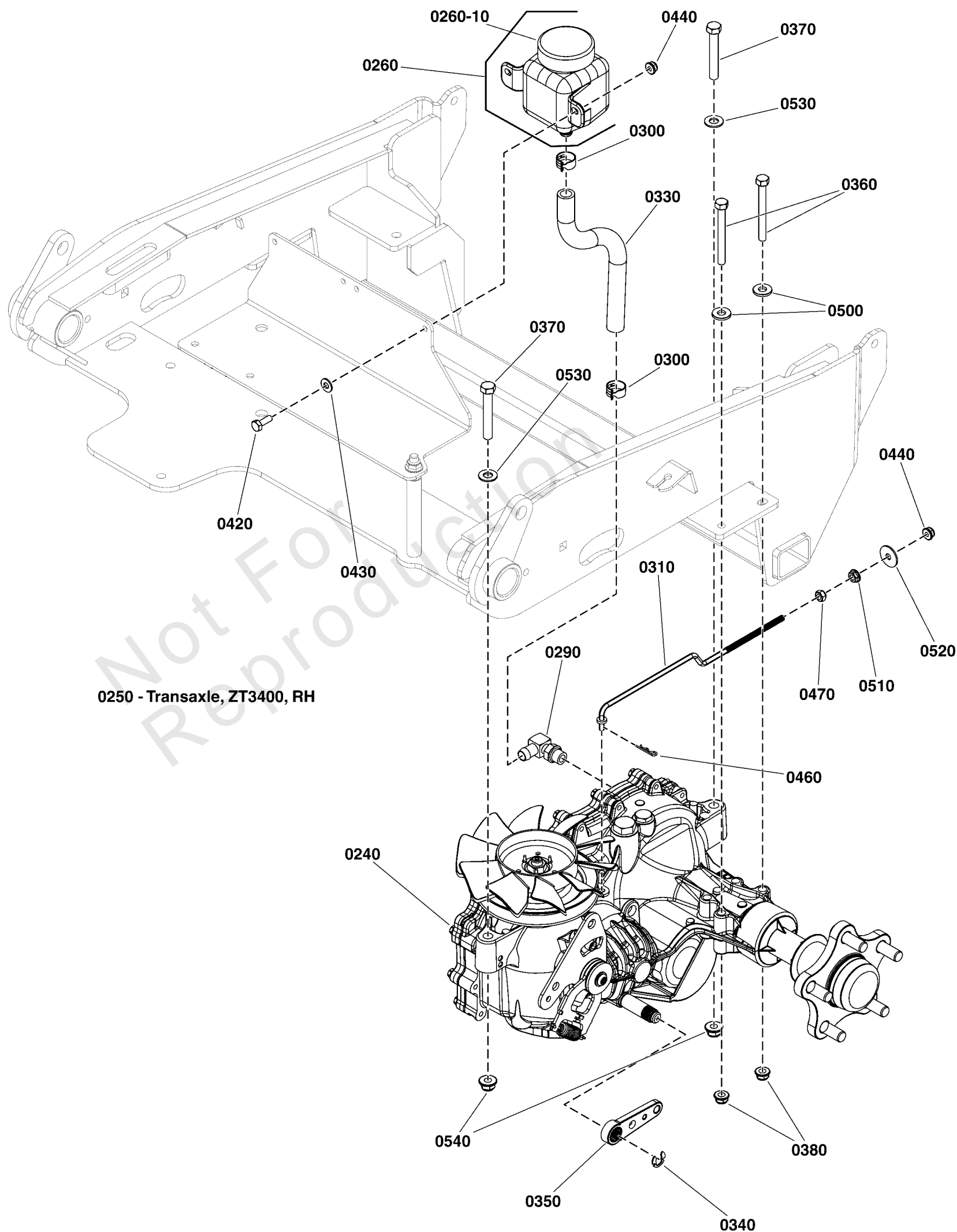
Fuel Tank & Mount Group

REF NO	PART NO	QTY	DESCRIPTION
0050	5025170	10	WASHER, 5/16 LOCK CZ
0060	5025394	4	NUT, 3/8 - 16 HEX NYLOCK FLANGE
0070	5025386	6	SCREW, Allen Head, #10-24 x 3/8"
0080	5103176	1	TANK, FUEL - LH, IS500 & IS1500
0080-10	5022917	1	GAUGE, FUEL, 12
0080-20	5022917X1	1	GROMMET, FUEL GAUGE (SV)
0080-30	5101149	1	PICKUP TUBE ASM, FUEL TANK, 22" -(SV)
0080-40	1726400	1	BUSHING-FUEL TANK RED RUBBER -(SV)
0080-50	799624	1	GROMMET -(Not illustrated. This grommet is used to seat the remote vent assembly into the fuel tank.)
0080-60	770046	1	REMOTE VENT ASSEMBLY -(Not illustrated. This remote vent assembly connects to the evap lines.)
0090	5049948	1	TANK, FENDER, CITATION/ZT4000 - RH
0100	5103005	1	FUEL CAP, 3-1/2", MANAGED VENT OUT, 12"
0110	5400250B	2	PLATE, BADGE - IS1500 - RED
0120	5409854A	1	WELD, TANK MOUNT, RH - BLK
0130	5409856A	1	WELD, TANK MOUNT, LH - BLK
0140	5025011X6	10	BOLT, 5/16-18 X 3/4 GD5
0150	5025013X10	4	BOLT, 3/8-16 X 1-1/4" GD5 CZ
0160	5025292	10	WASHER, 5/16 GRADE 9, FLAT
0170	5025293	4	WASHER, 3/8" GR. 9 FLAT
1000	-----	1	Refer to: Engine & PTO Group

Hydraulic Group

Note: Unless noted otherwise, use the standard torque specifications

Mfg. No: 5902018



Hydraulic Group

REF NO	PART NO	QTY	DESCRIPTION
0240	5106646	1	TRANSAXLE, ZT3400, LH -(S/N: 40015467047 and below)
0240	84008005	1	TRANSAXLE -(S/N: 40015467048 and above)(Left side)
0250	5106647	1	TRANSAXLE, ZT3400, RH -(Not illustrated)(S/N: 40015467047 and below)
0250	84007998	1	TRANSAXLE -(Not illustrated)(S/N: 40015467048 and above)(Right side)
0260	5100473	2	RESERVOIR, HYDRO OIL, 350 ML
0260-10	5100778X1	2	RESERVIOR CAP -(One per Tank)
0290	5100370	2	FITTING, 9/16 O-RING-1/2" HOSE, 90 DEG
0300	5025474	4	CLAMP, HOSE, .75 FREE DIA.
0310	5103631	2	ROD, DUMP VALVE, S125XT, CZ
0330	5050857X9P5	2	HOSE, 1/2 PUSH-LOCK, 9.50
0340	5104055	2	E-CLIP, BRAKE ARM, ZT3100 & ZT3400
0350	5103750	2	BRAKE ARM, ZT3400
0360	5025011X24	4	BOLT, 5/16-18 X 3" GD5 YZ -(Torque transmission mounting bolts to 17-22 ft-lbs (23-30 Nm))
0370	5025013X20	4	BOLT, 3/8-16 X 2-1/2" GD5 CZ -(Torque transmission mounting bolts to 30-35 ft-lbs (41-47 Nm))
0380	5025392	4	NUT, 5/16-18 HEX NYLOCK FLANGE NUT
0420	5025010X6	4	BOLT, 1/4"-20 X 3/4" GD5 YZ
0430	5025154	4	WASHER, 1/4 SAE
0440	5025391	6	NUT, 1/4-20 Hex Nylock Flange
0460	5025211	2	PIN, HAIR, .0585 X 1-1/8, 1/4 EYE, YZ
0470	5025095	2	NUT, 1/4-20 HEX NYLON LOCK
0500	5025292	4	WASHER, 5/16 GRADE 9, FLAT
0510	5025126	2	NUT, 1/4-20 HEX SERR. FLANGE
0520	5025288	2	WASHER, 1/4" Fender
0530	5025156	4	WASHER, 3/8 SAE
0540	5025394	4	NUT, 3/8 - 16 HEX NYLOCK FLANGE

Instrument Control Panel Group

Note: Unless noted otherwise, use the standard torque specifications

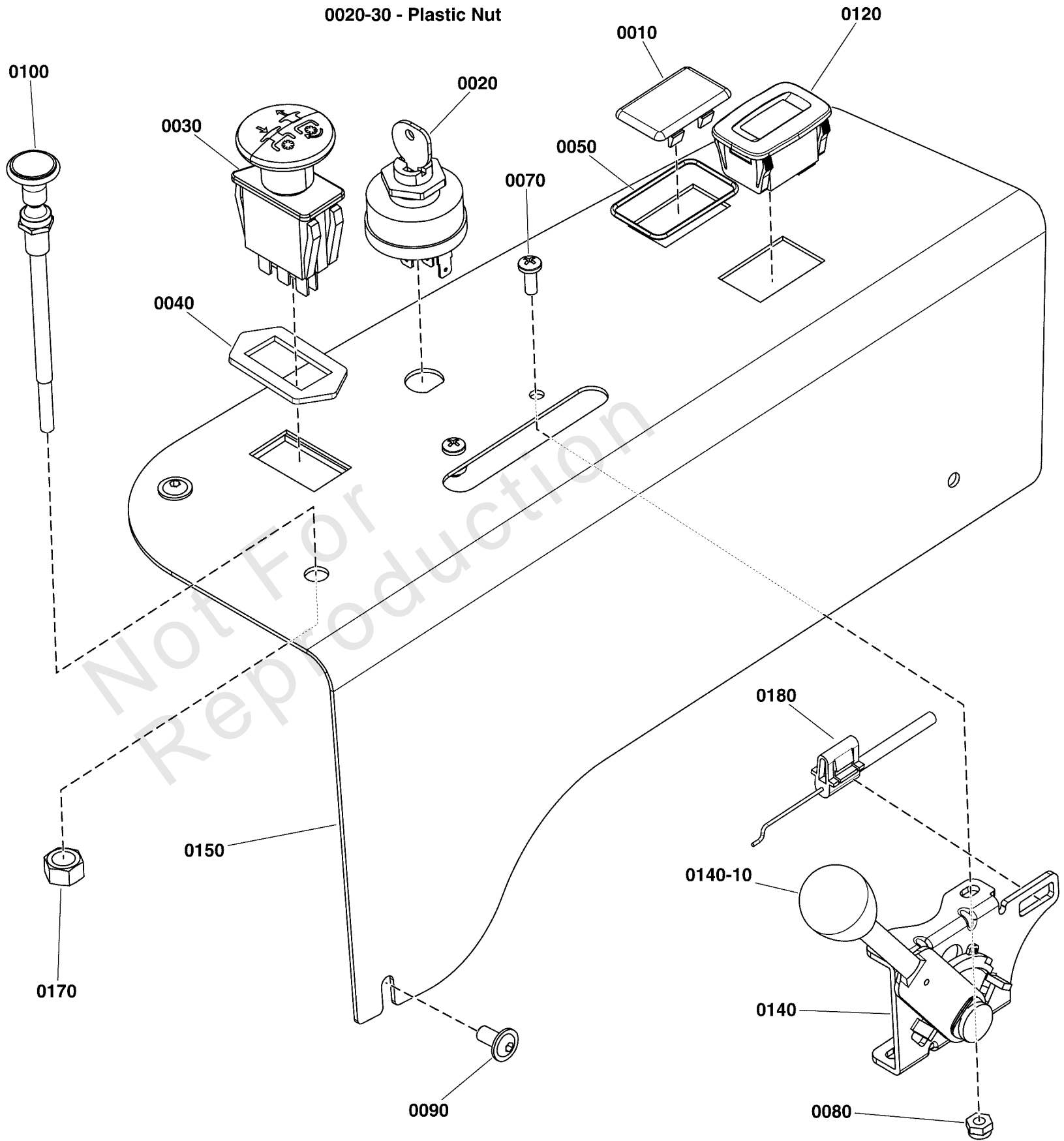
Mfg. No: 5902018

Ignition Switch Service Parts

0020-10 - Key, Ignition, Set

0020-20 - Cover

0020-30 - Plastic Nut



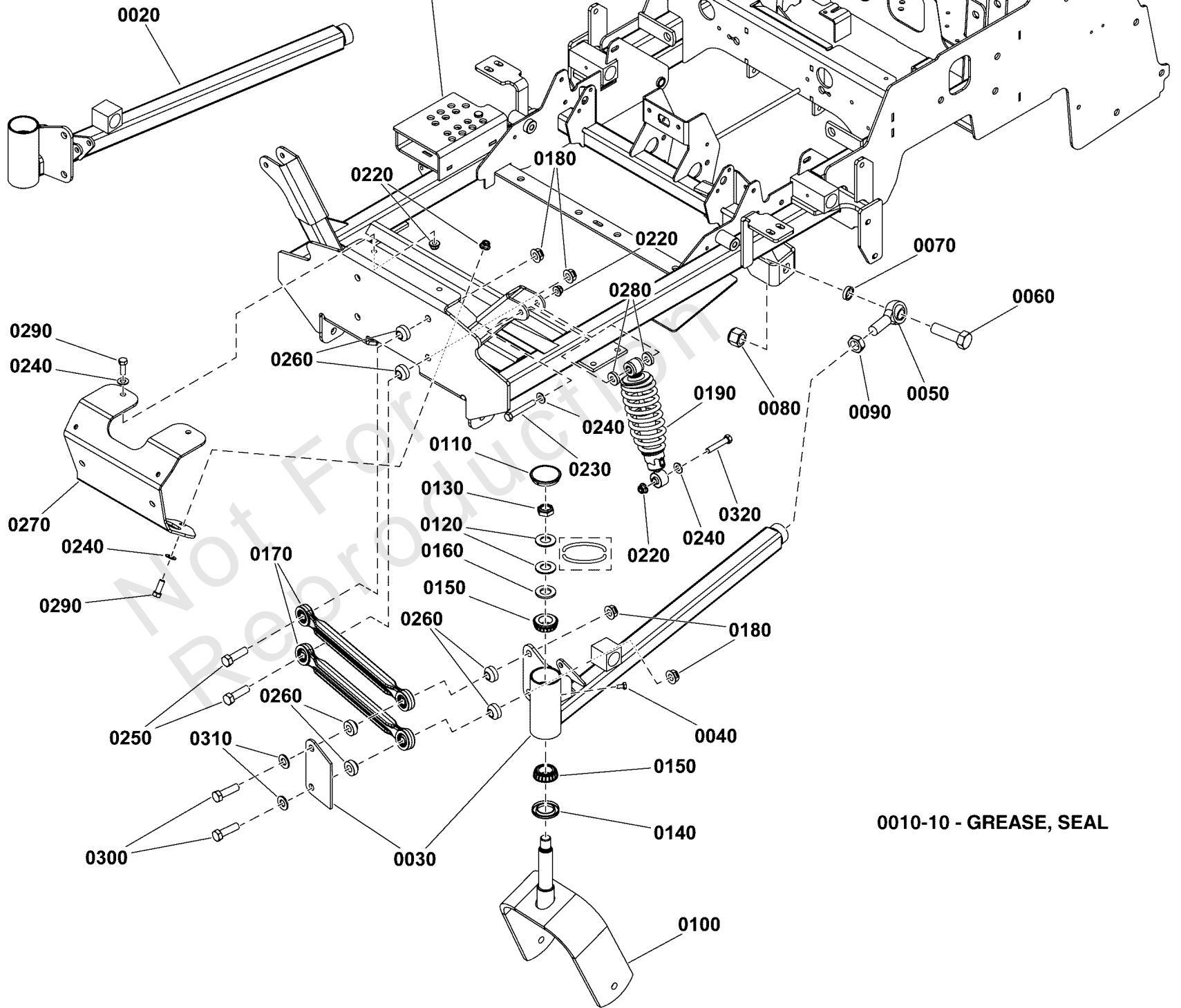
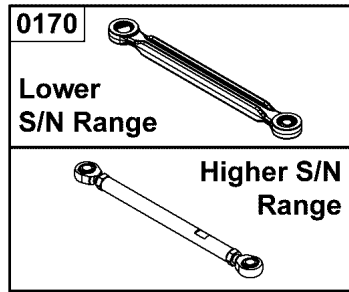
Instrument Control Panel Group

REF NO	PART NO	QTY	DESCRIPTION
0010	1709188	1	PLUG, .820X1.44 HOLE, BLACK PLASTIC
0020	5020927	1	SWITCH, IGNITION, 6 POST
0020-10	5022789	1	KEY, IGNITION MOLDED SET
0020-20	5022790	1	COVER, PLASTIC, SNAP ON
0020-30	5022791	1	PLASTIC NUT
0030	1722887	1	SWITCH-PTO PUSH
0040	5022222	1	RING, SWITCH RETAINER
0050	5022269	1	O-RING, 7/8" ID X 1/16" W
0070	5025179X6	2	SCREW, #10-24 X 3/4" ROUND PHILLIPS
0080	5025271	2	NUT, Hex, Nylon Lock, #10-24
0090	5106469	3	SCREW, FLANGE, ALLEN HD, 1/4-20X.5 S/S
0100	5047779	1	CABLE, CHOKE CONTROL, 51" (Z)
0120	84008510	1	HOURMETER
0140	5101537	1	LEVER, THROTTLE CONTROL, HEAVY-DUTY
0140-10	5046360X1	1	THROTTLE CONTROL HANDLE/KNOB
0150	5410303A	1	PLATE, CONTROL PANEL, IS600Z - BLK
0150	5410303AA	1	PLATE, CONTROL PANEL, IS600Z - BLK
0170	5025035	1	NUT, 3/8-24 HEX (SV)
0180	5101073	1	CABLE, THROTTLE, 42"

Main Frame and Front Suspension Group

Note: Unless noted otherwise, use the standard torque specifications

Mfg. No: 5902018



0010-10 - GREASE, SEAL

Main Frame and Front Suspension Group

REF NO	PART NO	QTY	DESCRIPTION
0010	-----	1	WELD, MAIN FRAME, ISX800Z - RED -(Refer to Note: *)
0010-10	5020883	4	CUP, BEARING (SV)
0020	5421046B	1	WELD, A-ARM, RH, ISX800 - RED
0030	5421045B	1	WELD, A-ARM, LH, ISX800 - RED
0040	5025457	2	BOLT, 1/4-28 X 1/2, GD5 YZ
0050	5022039	2	BALL JOINT, 3/4-16, MALE
0060	5025265X20	2	BOLT, 3/4-16 X 2-1/2" YZ GD5
0070	5047461	2	SPACER, .76 x 1.00 x .25
0080	5025284	2	NUT, Hex, Nylon Lock, 3/4-16
0090	5025093	2	NUT, Hex, Jam, 3/4-16
0100	5419196B	2	WELD, CASTER YOKE - RED
0110	5109845	2	CAP, GREASE, LOW PROFILE
0120	5025449	4	WASHER, BELLEVILLE - 1.500 X .755
0130	5025448	2	NUT, 3/4-16, HEX JAM NYLON LOCK
0140	5021072	2	SEAL, GREASE
0150	5020884	4	BEARING, TAPERED ROLLER, 1"
0160	5025160	2	WASHER, 3/4 SAE
0170	-----	4	CONTROL ARM, CAST -(Model 5902003 S/N: 4001951488 and below; all other models S/N: 4001946876 and below) (Refer to Note: *)
0170	5108875	4	CONTROL ARM, 1/2 X 11.88, LOADER SLOT -(Model 5902003 S/N: 4001951489 and above; all other models S/N: 4001946877 and above)
0180	5025680	8	NUT, HEX FLAGE, CENTER LOCK, 1/2-13, CZ
0190	5106476	2	SHOCK ABSORBER, 9.06"
0220	5025394	8	NUT, 3/8 - 16 HEX NYLOCK FLANGE
0230	5025013X20	2	BOLT, 3/8-16 X 2-1/2" GD5 CZ
0240	5025156	8	WASHER, 3/8 SAE
0250	5025017X16	8	BOLT, 1/2-13 X 2" GD5 CZ
0260	5108165	8	SPACER, TAPPERED .50 ID, ISX800 ARM CZ -(Model 5902003 S/N: 4001951488 and below; all other models S/N: 4001946876 and below)
0260	5109853	8	SPACER, TAPPERED .50 ID, ISX800 ARM CZ -(Model 5902003 S/N: 4001951489 and above; all other models S/N: 4001946877 and above)
0270	5419630B	1	PLATE, FRONT MOUNT, ISX2200 - RED
0280	5108184	4	SPACER, .39 X 1.00 X .24, SHOCK, ISX
0290	5025013X8	4	BOLT, 3/8-16 X 1" GD5 CZ
0300	5025017X22	4	BOLT, 1/2-13 X 2-3/4 GD5 CZ
0310	5025158	4	WASHER, 1/2 SAE
0320	80003522	2	HHCS, 3/8-16 X 2.00, GR5, ZINC/CLEAR

Footnotes:

Note: *If replacing, order 5108875 - QTY (1) and 5109853 - QTY (2)

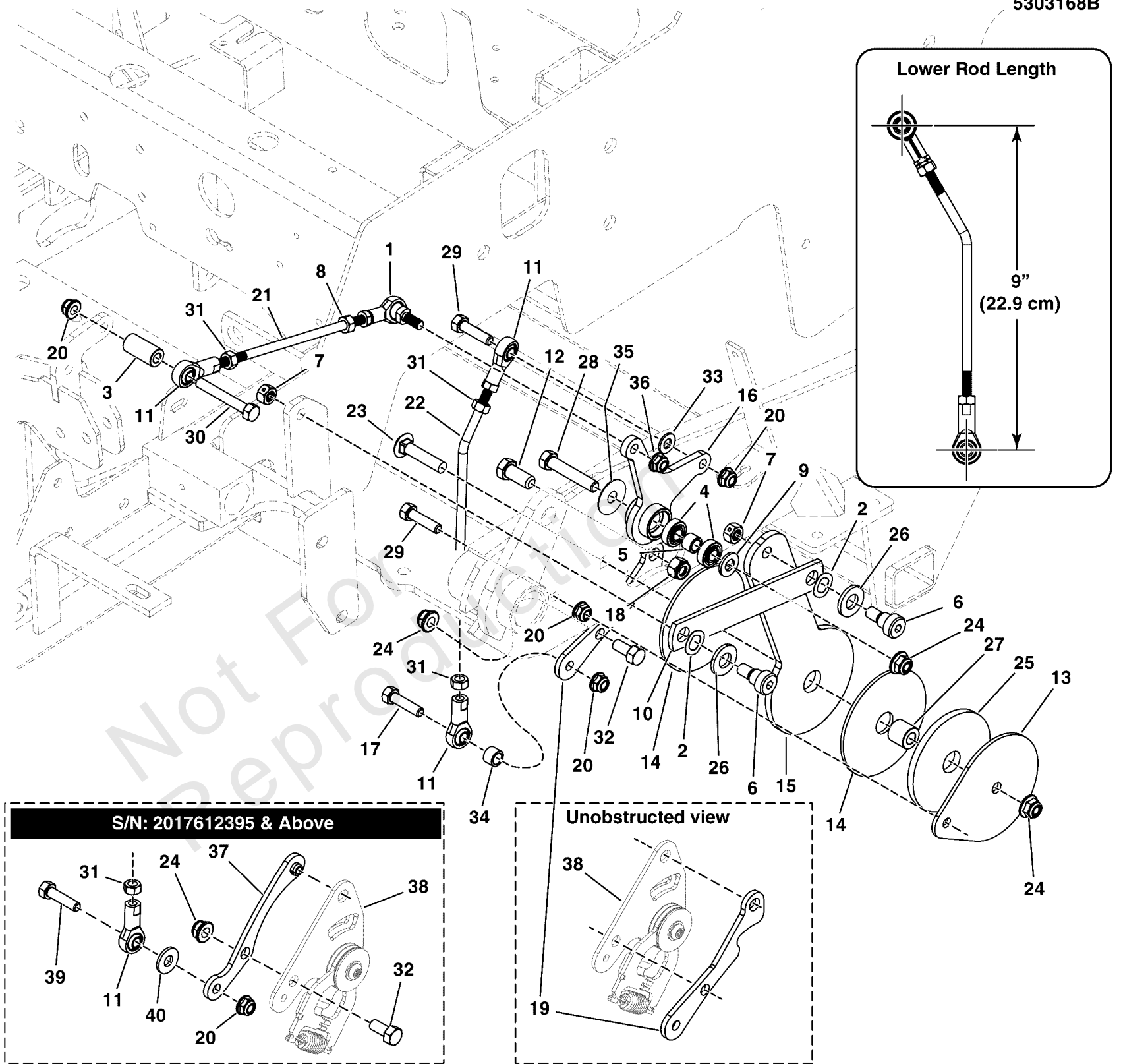
Note: *If replacing contact the Service Department at 1-800-933-6175.

Motion Control Group - Control System

Note: Unless noted otherwise, use the standard torque specifications

Mfg. No: 5902018

5303168B



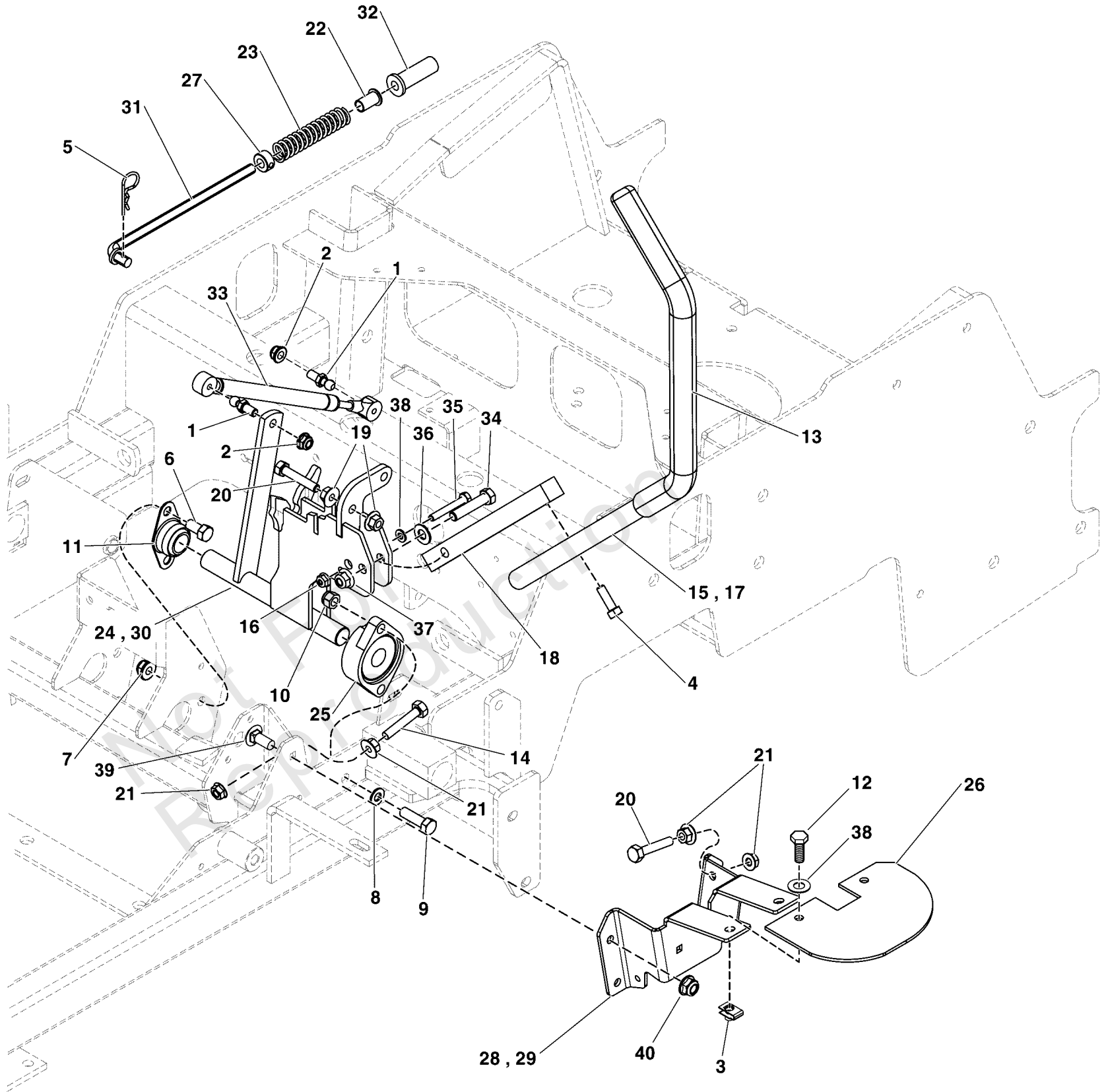
Motion Control Group - Control System

REF NO	PART NO	QTY	DESCRIPTION
1	5104495	2	BALL JOINT, 5/16-24 LH FEMALE W/STUD, BR
2	5103784	4	WAVE WASHER, 1/2"ID X .087"OD X .01 THK.
3	5102599	2	SPACER, .38 X .75 X 1.25, PM, CZ
4	5102003	4	BEARING, .375" ID X .875" OD X .341" THK
5	5103676	2	SPACER, .39 X .55 X .38, PM, CZ
6	5025356	4	BOLT, 3/8-16 X 3/8", 1/2" SHOULDER
7	5025100	4	NUT, Hex, Side Lock, 3/8-16
8	5023212	2	NUT, 5/16-24 HEX, LH
9	5025293	2	WASHER, 3/8" GR. 9 FLAT
10	5410447AYP	2	LINK, Control
11	5104578	6	BALL JOINT 5/16-24 RH FEMALE STAMPED STL
12	5025015X6	2	BOLT, 7/16-14 X 3/4, GD 5 YZ -(S/N: 2017612394 & Below)
13	5410271A	2	PLATE, CONTROL SYSTEM LOCK - BLK
14	5103672	4	PAD, CONTROL SYSTEM
15	5410268	2	PLATE, CONTROL SYSTEM ARM - HT
16	5103718	2	PIVOT, CONTROL SYSTEM, S125XT
17	5025011X12	2	BOLT, 5/16-18 X 1-1/2" GD5 YZ -(S/N: 2017612394 & Below)
18	5025044	2	NUT, 7/16-14 HEX TOP LOCK -(S/N: 2017612394 & Below)
19	-----	2	REPLACE WITH COMPONENTS IN S/N: 2017612395 & ABOVE RANGE -(S/N: 2017612394 & Below)
20	5025392	6	NUT, 5/16-18 HEX NYLOCK FLANGE NUT
21	5103759	2	ROD, HYDRO LINKAGE, 7.75, CZ
22	5103760	2	ROD, CONTROL SYSTEM, IS700, CZ
23	5025146X12	2	BOLT, 3/8-16 X 1-1/2, CARRIAGE, GD5, CZ
24	5025394	6	NUT, 3/8 - 16 HEX NYLOCK FLANGE
25	5103704	2	PAD, .77 X 3.50 X .25, POLYURETHANE
26	5025440	4	WASHER, 1/2" GD9 YZ
27	5103705	2	SPACER, .39 X .75 X .69, PM, CZ
28	80003522	2	HHCS, 3/8-16 X 2.00, GR5, ZINC/CLEAR
29	5025011X10	10	BOLT, 5/16-18 X 1-1/4" GD5 YZ
30	5025011X20	2	BOLT, 5/16-18 X 2-1/2" GD5 YZ
31	5025033	6	NUT, Hex, 5/16-24
32	5025013X6	2	BOLT, 3/8-16 X 3/4" GD5 CZ
33	5025292	2	WASHER, 5/16 GRADE 9, FLAT
34	5103767	2	SPACER, .33 X .63 X .36, PM, CZ -(S/N: 2017612394 & Below)
35	5025165	2	WASHER, 3/8" Fender
36	5025045	2	NUT, 5/16-24 HEX NYLON LOCK
37	5105030	2	CONTROL ARM, ZT3400 -(S/N: 2017612395 & Above)
38	-----	0	TRANSAXLE CONTROL ARM (PART OF TRANSAXLE)
39	5025011X10	2	BOLT, 5/16-18 X 1-1/4" GD5 YZ -(S/N: 2017612395 & Above)
40	5025155	2	WASHER, 5/16" SAE -(S/N: 2017612395 & Above)

Motion Control Group - Handles & Dampeners

Note: Unless noted otherwise, use the standard torque specifications

Mfg. No: 5902018



Motion Control Group - Handles & Dampeners

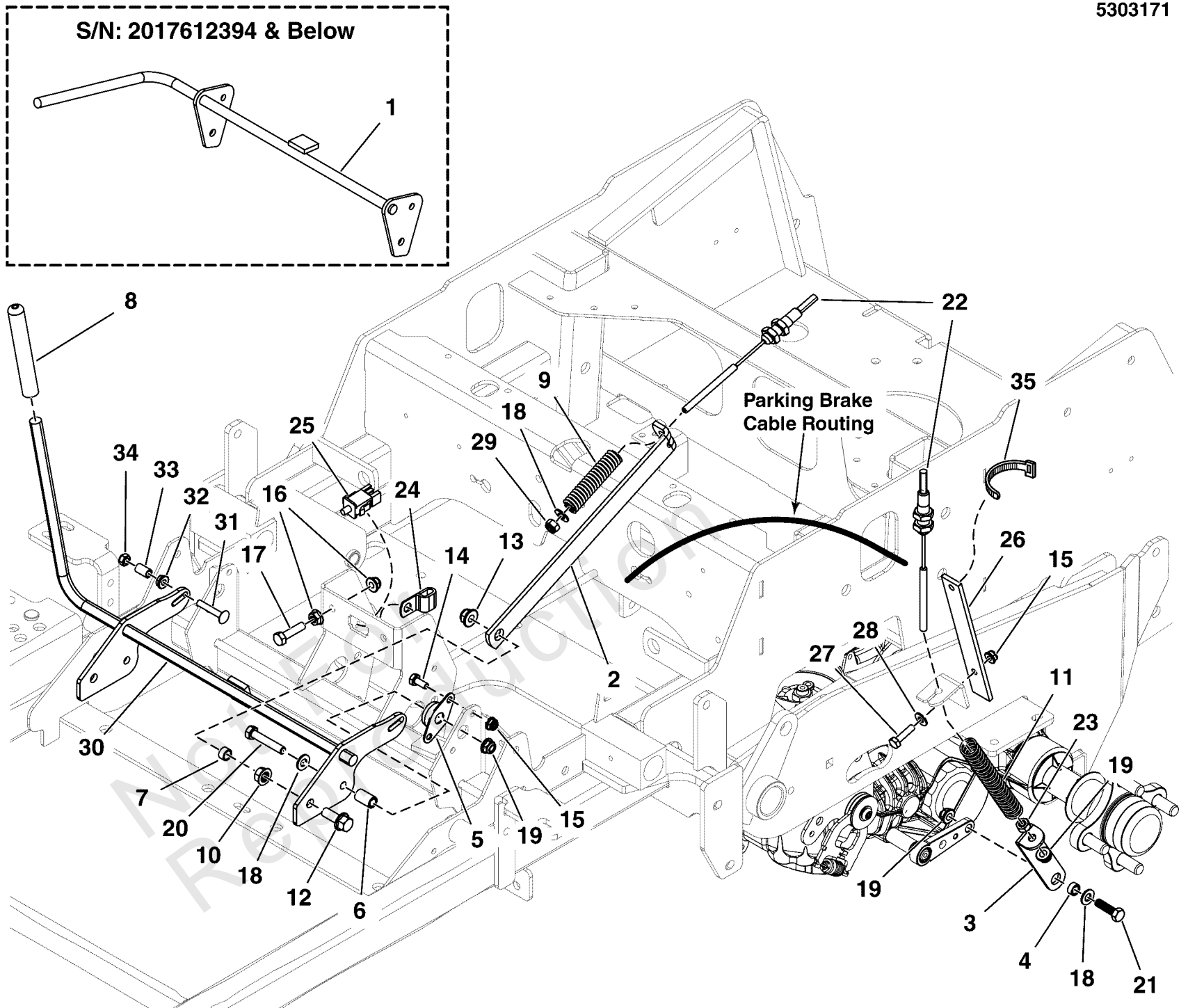
REF NO	PART NO	QTY	DESCRIPTION
1	5101307	4	10MM BALL STUD, 5/16-18 X 3/4 THDS
2	5025392	12	NUT, 5/16-18 HEX NYLOCK FLANGE NUT
3	5022665	4	BODY CLIP, 1/4-20 X 1/2" DEEP
4	80003531	4	SCREW, 5/16-18x0.750, GR5, WHIZ-LOCK, ZC
5	5025210	2	3/32 X 1-5/8 HAIR PIN CLIP
6	5025013X6	4	BOLT, 3/8-16 X 3/4" GD5 CZ
7	5025394	6	NUT, 3/8 - 16 HEX NYLOCK FLANGE
8	5025155	4	WASHER, 5/16" SAE
9	5025327	4	BOLT, Allen Head, 3/8-16 x 1-1/4
10	5025096	4	NUT, 3/8-16 HEX NYLON LOCK
11	5021098	2	BEARING, BRONZE FLANGE, 3/4"
12	5025010X6	4	BOLT, 1/4"-20 X 3/4" GD5 YZ
13	5104722	2	GRIP, FOAM, 1" ID, 16" LONG
14	5025055X10	2	BOLT, 5/16-18 X 1-1/4 GD5 TFL, CZ
15	5108430AA	1	WELD,HANDLE MOTION CNTRL-19.0,1.0-LH-BLK
16	5025391	6	NUT, 1/4-20 Hex Nylock Flange
17	5108431AA	1	WELD,HANDLE MOTION CNTRL-19.0,1.0-RH-BLK
18	5103106AA	2	MOUNT, CONTROL ARM - BLK
19	5025139	4	NUT, 5/16-18 HEX SERRATED FLANGE (LARGE)
20	5025055X14	2	BOLT, 5/16-18 X 1-3/4 TFL, GD5 YZ
21	5025127	8	NUT, 5/16-18 HEX SERRATED FLANGE (SMALL)
22	5023260	2	BUSHING, FLANGE 3/8ID X 7/8 LONG
23	5022645	2	SPRING, REVERSE RETURN
24	5416663A	1	WELD, CONTROL SHAFT, LOCKOUT, LH - BLK
25	5021499	2	BEARING, FLANGE
26	5410610AA	2	PLATE, NEUTRAL LOCK SHIELD - IS700 - BLK
27	5010546	2	COLLAR, 3/8" Set
28	5409982A	1	PLATE, NEUTRAL LOCK, LH - BLK
29	5409983AYP	1	LOCK, Neutral, RH -(Not illustrated)
30	5416664A	1	WELD, CONTROL SHAFT, LOCKOUT, RH - BLK -(Not illustrated)
31	5100947	2	ROD, NEUTRAL RETURN, CZ
32	5104375	2	FLANGED BUSHING, 3/8IDX.63ODX.8125FL
33	5100940	2	DAMPENER, CONTROL,#(P6709/P3610)
34	5025013X14	2	BOLT, 3/8-16 X 1-3/4" GD5 CZ
35	5025010X14	2	BOLT, 1/4 X 20 X 1-3/4 GD5 YZ
36	5025156	2	WASHER, 3/8 SAE
37	5025394	4	NUT, 3/8 - 16 HEX NYLOCK FLANGE
38	5025154	6	WASHER, 1/4 SAE
39	5025145X6	4	BOLT, 5/16-18 X 3/4, CARRIAGE, GD5, CZ
40	5025033	4	NUT, Hex, 5/16-24

Parking Brake Group

Note: Unless noted otherwise, use the standard torque specifications

Mfg. No: 5902018

5303171



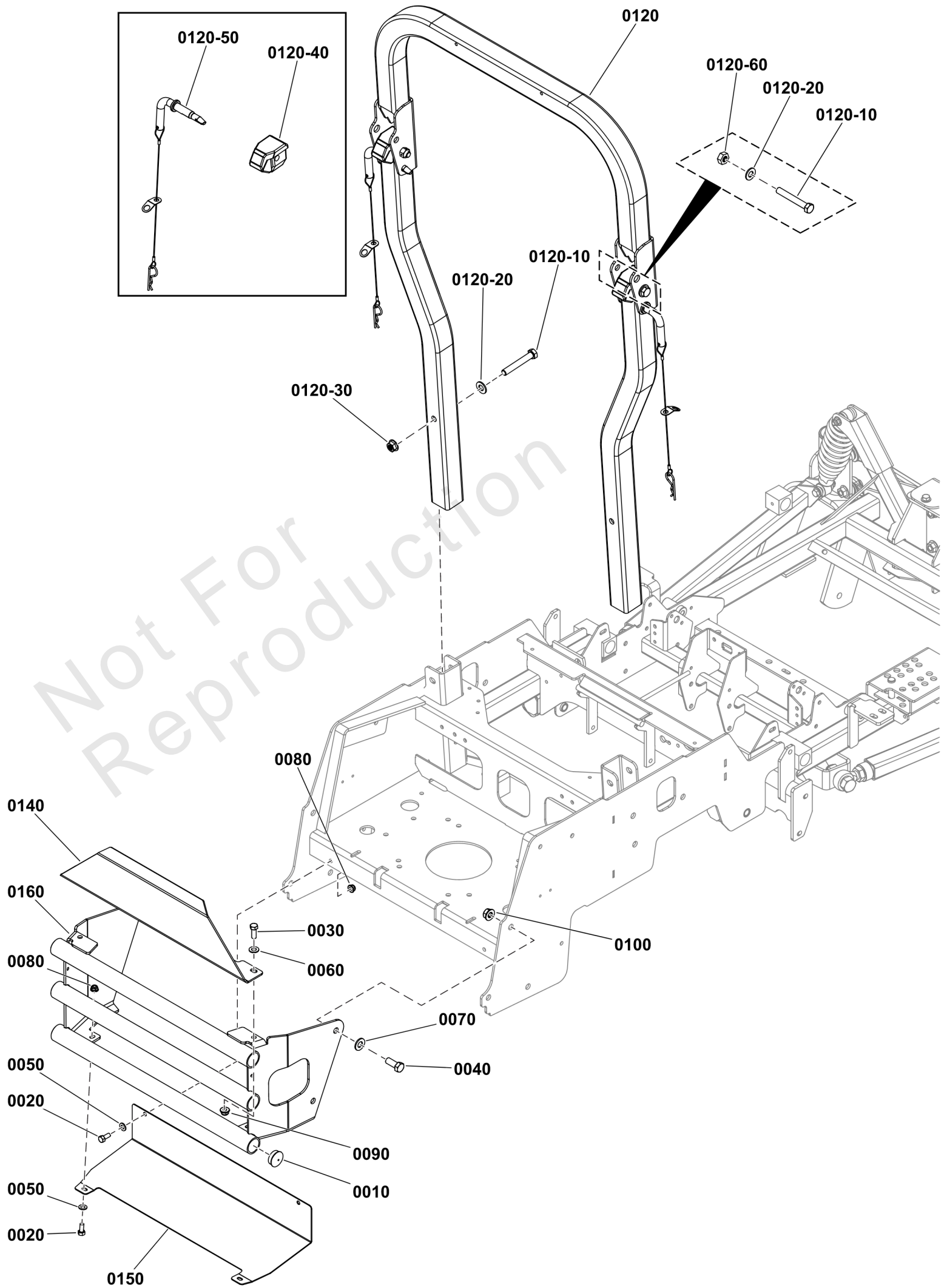
Parking Brake Group

REF NO	PART NO	QTY	DESCRIPTION
1	5410216A	1	WELD, BRAKE SHAFT, IS600 - BLK
2	5410328AA	2	LINK, BRAKE LOCK, IS700 - BLK
3	5410294AA	2	LINK, LOWER BRAKE, IS700 - BLK
4	5102463	2	SPACER, .33 X .50 X .25, CZ
5	5101123	2	BEARING, 1/2 FLANGED, PLASTIC BALL
6	5103660	2	SPACER, .32 X .50 X .83, CZ
7	5041930	2	SPACER, .38 X .50 X .27, CZ
8	5021880	1	GRIP, FOAM, .475 X 4.35 X .095
9	5023242	2	SPRING-COMP, .496ID X 3.00LG X .112WR
10	5025128	2	NUT, 3/8-16 HEX SERRATED FLANGE
11	5021494	2	SPRING, COMPRESSION, 5-1/2
12	5025390X12	2	BOLT, 3/8-16 X 1-1/2, FLANGE, GD 5, CZ
13	5025394	2	NUT, 3/8-16 HEX NYLOCK FLANGE
14	-----	4	HHCS, 1/4-20 X 0.625, GR5, ZINC/CLEAR
15	5025391	6	NUT, 1/4-20 HEX NYLOCK FLANGE
16	5025127	2	NUT, 5/16-18 HEX SERRATED FLANGE (SMALL)
17	5025055X10	1	BOLT, 5/16-18 X 1-1/4 GD5 TFL, CZ
18	5025155	6	WASHER, 5/16" SAE
19	5025392	6	NUT, 5/16-18 HEX NYLOCK FLANGE
20	5025011X12	2	BOLT, 5/16-18 X 1-1/2" GD5 YZ
21	5025011X9	2	BOLT, 5/16-18 X 1-1/8 GD5
22	5104276	2	CABLE, PARKING BRAKE, 31" (787.9 MM)
23	5025032	2	NUT, 5/16-18 HEX
24	5025430	1	CLAMP, 5/16 DOUBLE, WIRE & TUBE -(For stowing the spanner wrench.)
25	-----	1	SEE ELECTRICAL GROUP
26	5410734AA	2	BRACKET, CABLE SUPPORT - BLK
27	5025010X6	2	BOLT, 1/4-20 X 3/4 GD5 YZ
28	5025154	2	WASHER, 1/4 SAE
29	5025045	2	NUT, 5/16-24 HEX NYLON LOCK
30	5415910AA	1	WELD, BRAKE SHAFT, 600/700/125/560 - BLK -(S/N: 2017612395 & Above)
31	80003564	2	BOLT, 1/4-20 X 1.500, GR5, SQ, ZINC/CLEA -(S/N: 2017612395 & Above)
32	5025126	2	NUT, 1/4-20 HEX SERR. FLANGE -(S/N: 2017612395 & Above)
33	5041483	2	SPACER, .25 X .38 X .63, CZ -(S/N: 2017612395 & Above)
34	5025095	2	NUT, 1/4-20 HEX NYLON LOCK -(S/N: 2017612395 & Above)
35	5021029	2	TIE, SELF-LOCKING, 12"

Rear Bumper and ROPS Group

Note: Unless noted otherwise, use the standard torque specifications

Mfg. No: 5902018



Rear Bumper and ROPS Group

REF NO	PART NO	QTY	DESCRIPTION
0010	5023484	6	PLUG, PANEL, 1.25 - BLACK
0020	5025011X6	4	BOLT, 5/16-18 X 3/4 GD5
0030	5025013X8	2	BOLT, 3/8-16 X 1" GD5 CZ
0040	5025017X10	4	BOLT, 1/2-13 X 1-1/4 GD5 CZ
0050	5025155	4	WASHER, 5/16" SAE
0060	5025156	2	WASHER, 3/8 SAE
0070	5025158	4	WASHER, 1/2 SAE
0080	5025392	4	NUT, 5/16-18 HEX NYLOCK FLANGE NUT
0090	5025394	2	NUT, 3/8 - 16 HEX NYLOCK FLANGE
0100	5025396	4	NUT, Hex Flange, Nylock, 1/2-13
0120	-----	1	ROLL BAR -(Refer to Note: *)
0120-10	5025017X24	4	BOLT, 1/2-13 X 3" GD5 CZ
0120-20	5025158	4	WASHER, 1/2 SAE
0120-30	5025332	2	NUT, 1/2-13 Hex Side Lock
0120-40	5108027	2	BLOCK, ROPS
0120-50	5108350	2	HINGE PIN ASSEMBLY
0120-60	5025332	2	NUT, 1/2-13 Hex Side Lock
0140	5410486B	1	PLATE, CARB PROTECTOR - RED
0150	5410485AA	1	PLATE, HEAT SHIELD, IS700 - BLK
0160	5410483B	1	WELD, BUMPER - IS700 - RED

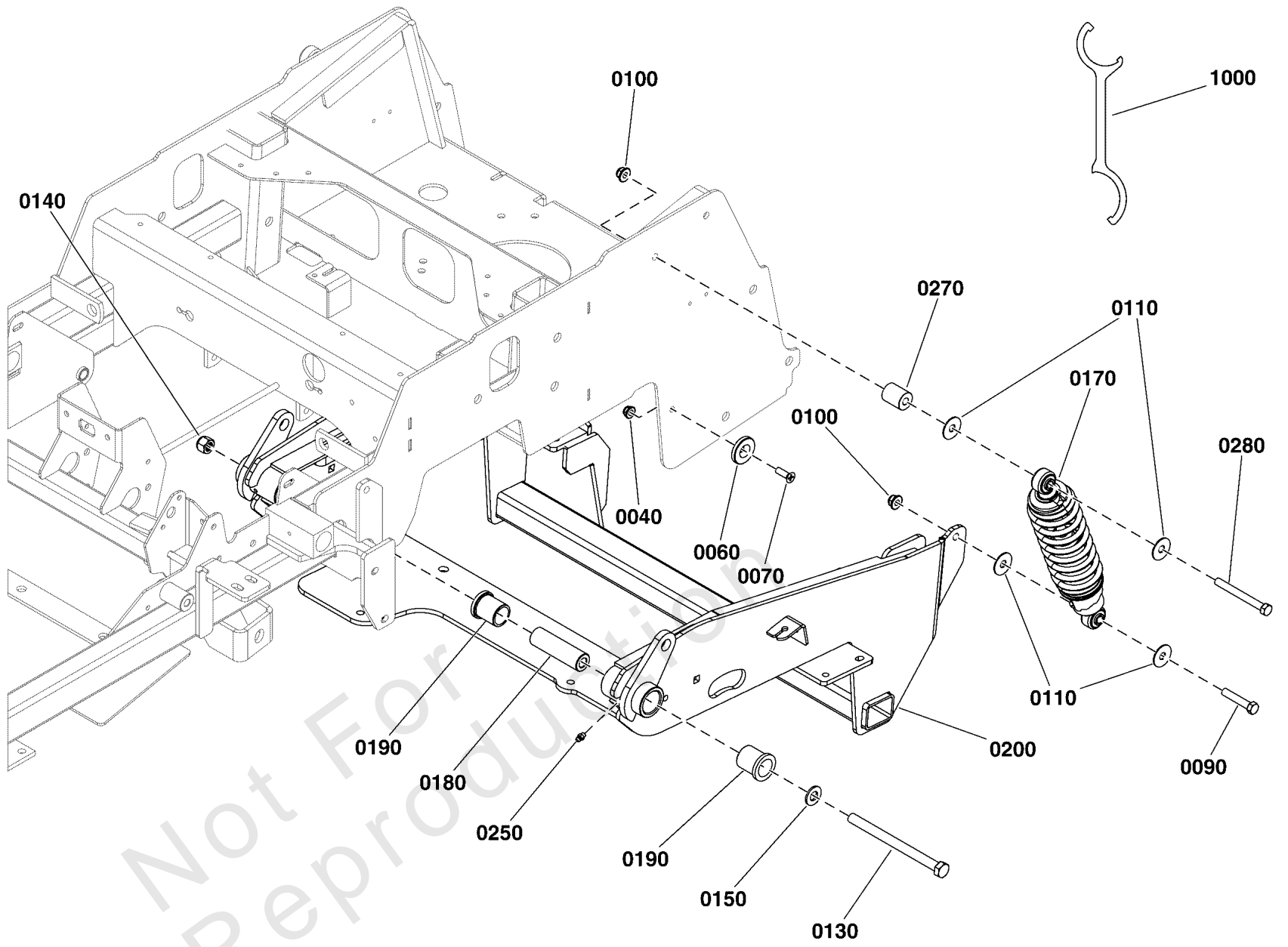
Footnotes:

Note: *Contact the Service Department at 1-800-933-6175 for roll bar replacement parts. You must provide the serial number of the roll bar system.

Rear Suspension Group

Note: Unless noted otherwise, use the standard torque specifications

Mfg. No: 5902018



Rear Suspension Group

REF NO	PART NO	QTY	DESCRIPTION
0040	5025392	2	NUT, 5/16-18 HEX NYLOCK FLANGE NUT
0060	5102701	2	SPACER, .34 X 1.54 X .25 - UHMW
0070	5025594	2	SCREW, 5/16-18 X 1, PHILLIPS HD, BZ
0090	80003522	2	HHCS, 3/8-16 X 2.00, GR5, ZINC/CLEAR
0100	5025394	4	NUT, 3/8 - 16 HEX NYLOCK FLANGE
0110	5025165	8	WASHER, 3/8" Fender
0130	5025488X52	2	BOLT, 1/2-13 X 6-1/2" GD8 YZ
0140	5025056	2	NUT, 1/2-13 HEX NYLON LOCK
0150	5025158	2	WASHER, 1/2 SAE
0170	5106600	2	SHOCK ABSORBER
0180	5061339	2	SPACER, .52 X 1.00 X 3.42
0190	5021541	4	BUSHING, FLANGE
0200	84007762	1	CRADLE, Suspension
0250	5020095	2	GREASE FITTING, 1/4-28 Straight
0270	5103427	2	SPACER, .39 X 1.00 X 1.25, PM, CZ
0280	5025013X28	2	BOLT, 3/8-16 X 3-1/2" GD5 CZ
1000	5106539	1	WRENCH, SPANNER, CZ

Seat Mount and Floor Group

Note: Unless noted otherwise, use the standard torque specifications

Mfg. No: 5902018

Seat Service Parts:

0060-10 - Back Cover, Seat

0060-15 - Cushion Cover, Seat

0060-20 - Set of Non-Adjust Arms

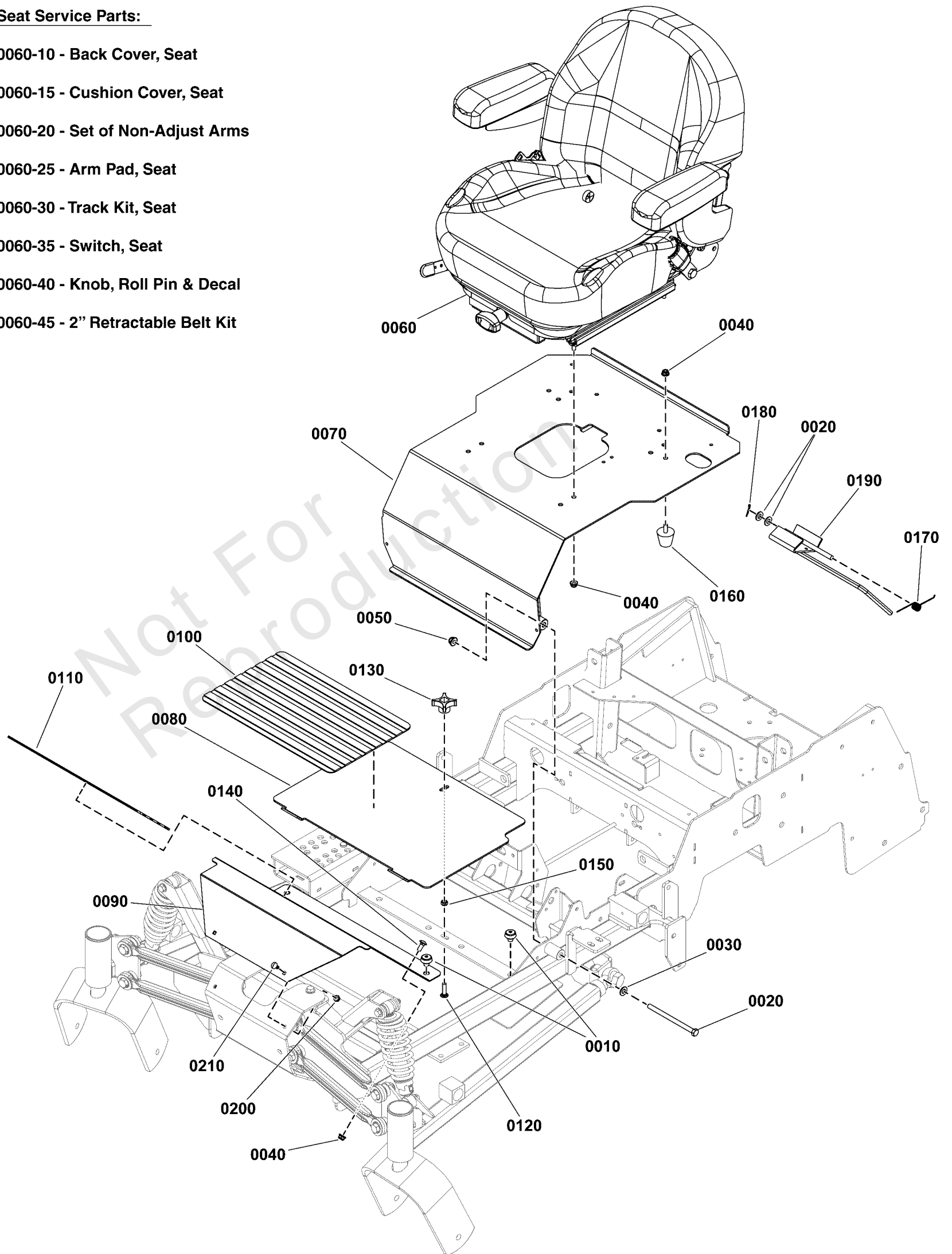
0060-25 - Arm Pad, Seat

0060-30 - Track Kit, Seat

0060-35 - Switch, Seat

0060-40 - Knob, Roll Pin & Decal

0060-45 - 2" Retractable Belt Kit



Seat Mount and Floor Group

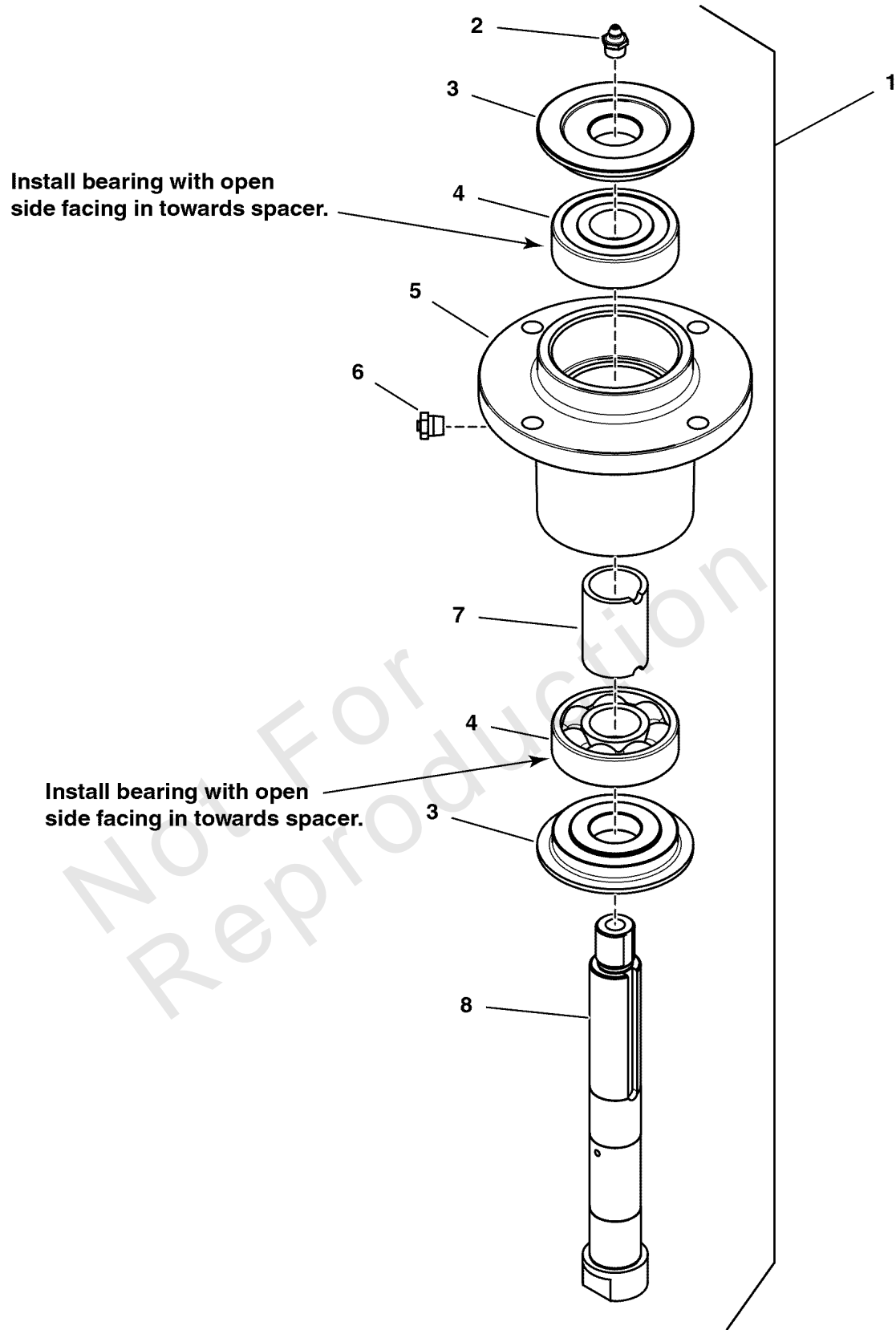
REF NO	PART NO	QTY	DESCRIPTION
0010	197546	6	MNT, VBRTN, RBBR
0020	5025013X44	2	BOLT, 3/8-16 X 5-1/2" GD5 CZ
0030	5025156	4	WASHER, 3/8 SAE
0040	5025392	10	NUT, 5/16-18 HEX NYLOCK FLANGE NUT
0050	5025394	2	NUT, 3/8 - 16 HEX NYLOCK FLANGE
0060	5109530	1	SEAT, 110 SUSPENSION, W/ BELTS
0060-10	84005183	1	COVER, Back -(SV)
0060-15	84005184	1	CUSHION, Seat -(SV)
0060-20	5108520X5	1	SET OF NON-ADJUST ARMS -(SV)
0060-25	5106325X3	1	SET OF ARM PADS -(SV)
0060-30	5108520X1	1	TRACK KIT, SEAT -(SV)
0060-35	7023354	1	SWITCH, SEAT -(SV)
0060-40	84005187	1	KNOB, Adjuster -(SV)
0060-45	5106325X5	1	2" RETRACTABLE BELT KIT -(SV)
0070	5601294	1	SEAT PLATE W/DECALS, 800, ST LTCH -(USA Models)
0070	5601295	1	SEAT PLATE W/DECALS, 800, ST LATCH AUS -(Ansi-Export Models)
0080	5410296B	1	PLATE, FLOOR, REMOVABLE, IS700 - RED
0090	5420838B	1	PLATE, FRONT FLOOR, ISX800 - RED
0100	5101374	1	SAFETY WALK, FLOOR REST, 16.00 X 6.00
0110	5101333	1	SAFETY WALK, FLOOR PLATE, S50X, 10X17.13
0120	5025145X10	1	BOLT, 5/16-18 X 1-1/4, CARRIAGE, GD5, CZ
0130	1670578	1	KNOB-INT THR .312-18 4-ARM 2.12WD 1.06LG
0140	5025145X6	2	BOLT, 5/16-18 X 3/4, CARRIAGE, GD5, CZ
0150	80003675	1	NUT, 5/16-1/8, HEX, CNTR LK, ZINC PHOS/OIL
0160	5106763	2	BUMPER, RUBBER, 5/16-18, 60 DURO
0170	5106644	1	SPRING, TORSION, LH, .0625OD
0180	80002736	1	PIN, 3/32 X 0.750, COT, ZINC/CLEAR
0190	5420950AA	1	WELD, SEAT LATCH HOOK, 700/800 - BLK
0200	5025391	2	NUT, 1/4-20 Hex Nylock Flange
0210	1960252	1	BOLT-RD HD SH SQ NK 1/4-20X0.625 G5 BLK

Spindle Service Parts - 5061096

Note: Unless noted otherwise, use the standard torque specifications

Mfg. No: 5902018

5061096



Spindle Service Parts - 5061096

REF NO	PART NO	QTY	DESCRIPTION
1	5061096	1	SPINDLE ASSM, ALUMINUM, LONG SHAFT -(*See Footnote)
2	5023329	1	FITTING, 1/8 NPT STR, SHORT -(SV)
3	5049793	2	TRASH SHIELD -(SV)
4	5023330	2	BEARING, .98 X 2.44 X .67 -(SV)
5	5061097	1	HOUSING, SPINDLE -(SV)
6	5023296	1	FITTING, RELIEF, 1-5 PSI -(SV)
7	5061099	1	SPACER, 1.00 X 1.25 X 1.75 -(SV)
8	5061100	1	SHAFT, SPINDLE -(SV)

Not For
Reproduction

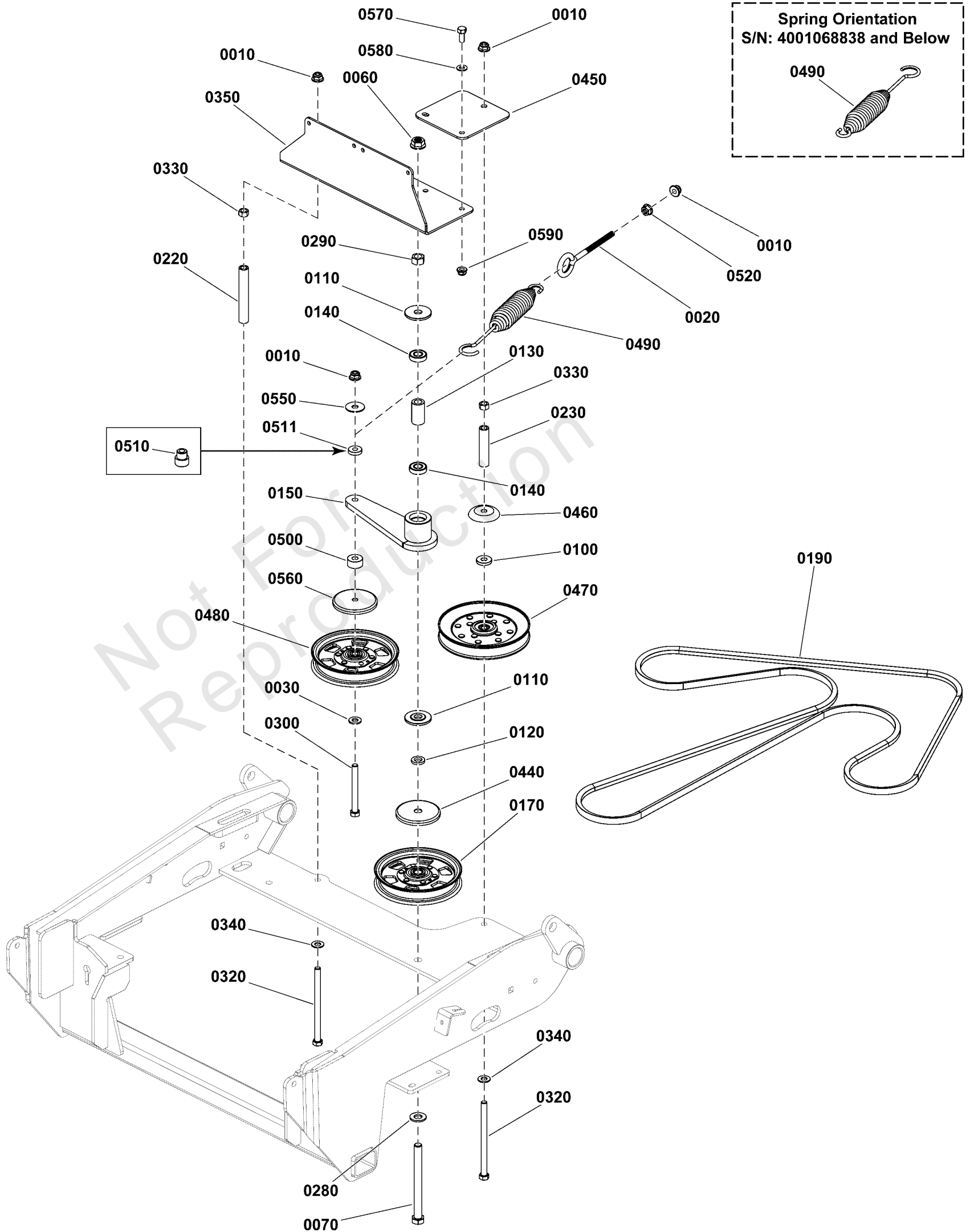
Footnotes:

(* Includes Items # 2 - 8)

Transaxle Drive Group

Note: Unless noted otherwise, use the standard torque specifications

Mfg. No: 5902018



Transaxle Drive Group

REF NO	PART NO	QTY	DESCRIPTION
0010	5025394	4	NUT, 3/8 - 16 HEX NYLOCK FLANGE
0020	5021812	1	EYE BOLT, 3/8-16 X 6, 3THRD, 1EYE, CZ
0030	5025293	1	WASHER, 3/8" GR. 9 FLAT
0060	5025396	1	NUT, Hex Flange, Nylock, 1/2-13
0070	5025017X44	1	BOLT, 1/2-13 X 5-1/2" GD5 YZ
0100	5101965	1	SPACER, .390 X 1.00 X .188, YZ
0110	5103262	2	SPACER, IDLER ARM, 1/2, PM
0120	5104239	1	SPACER, .52 X .88 X .14, BZ
0130	5103812	1	SPACER, .52 X .84 X 1.53, PM
0140	7078243	2	BEARING, BALL, AXLE
0150	5412787AA	1	WELD, IDLER ARM, PUMP DRIVE, 6.38 - BLK
0170	5105101	1	PULLEY, FLT IDLER, 5.0 X .75 X .50SH, CZ
0190	5103653	1	BELT, A-SEC, 114.3"EL, ARAMID, WRPD
0220	5103763	1	SPACER, .39 X .63 X 4.06, CZ
0230	5103765	1	SPACER, .39 X .63 X 2.81, CZ
0280	5025158	1	WASHER, 1/2 SAE
0290	5025038	1	NUT, 1/2-13 HEX, YZ
0300	5025013X28	1	BOLT, 3/8-16 X 3-1/2" GD5 CZ -(S/N: 4001068838 and Below)
0300	5025013X22	1	BOLT, 3/8-16 X 2-3/4" GD5 CZ -(S/N: 4001068839 and Above)
0320	5025013X44	2	BOLT, 3/8-16 X 5-1/2" GD5 CZ
0330	5025034	2	NUT, 3/8-16 HEX, YZ
0340	5025156	2	WASHER, 3/8 SAE
0350	5410310A	1	PLATE, RESERVOIR MOUNT - BLK
0440	5105145	1	SHIELD, BEARING, 1/2 ID X 2-7/8 OD, CZ
0450	5410589AYP	1	PLATE, Support
0460	5103787	1	SHIELD, BEARING PULLEY, 3/8ID, CZ
0470	5103792	1	PULLEY, IDLER-V, 5.83OB, .381ID, .94W
0480	5105098	1	PULLEY, FLT IDLER, 5.0 X .75 X .38, CZ
0490	5100632	1	SPRING-EXT, 1.25OD X 9.3LG X .142WR, BLK
0500	5046860	1	SPACER, .39 X 1.00 X .50, PM, CZ
0510	5020923	1	SPACER, Shoulder -(S/N: 4001068838 and Below)
0511	5044960	1	SPACER, .39 X 1.00 X .25, PM, CZ -(S/N: 4001068839 and Above)
0520	5025128	1	NUT, 3/8-16 Hex Large Serrated Flange
0550	5025165	1	WASHER, 3/8" Fender
0560	5105146	1	SHIELD, BEARING, 3/8ID X 2-7/8OD, CZ
0570	5025011X6	2	BOLT, 5/16-18 X 3/4 GD5
0580	5025155	2	WASHER, 5/16" SAE
0590	5025392	2	NUT, 5/16-18 HEX NYLOCK FLANGE NUT

Footnotes:

(coil-to-coil spring measurement: 5")

Transaxle SERVICE Parts - Hydro-Gear ZT3400 (5106647_5106646)

Note: Unless noted otherwise, use the standard torque specifications

Mfg. No: 5902018

Service Parts Schematic for Hydro-Gear® Transaxles: ZS-GKEF-8T7B-11RX (5106647) ZS-KKEF-8T7C-11RX (5106646)

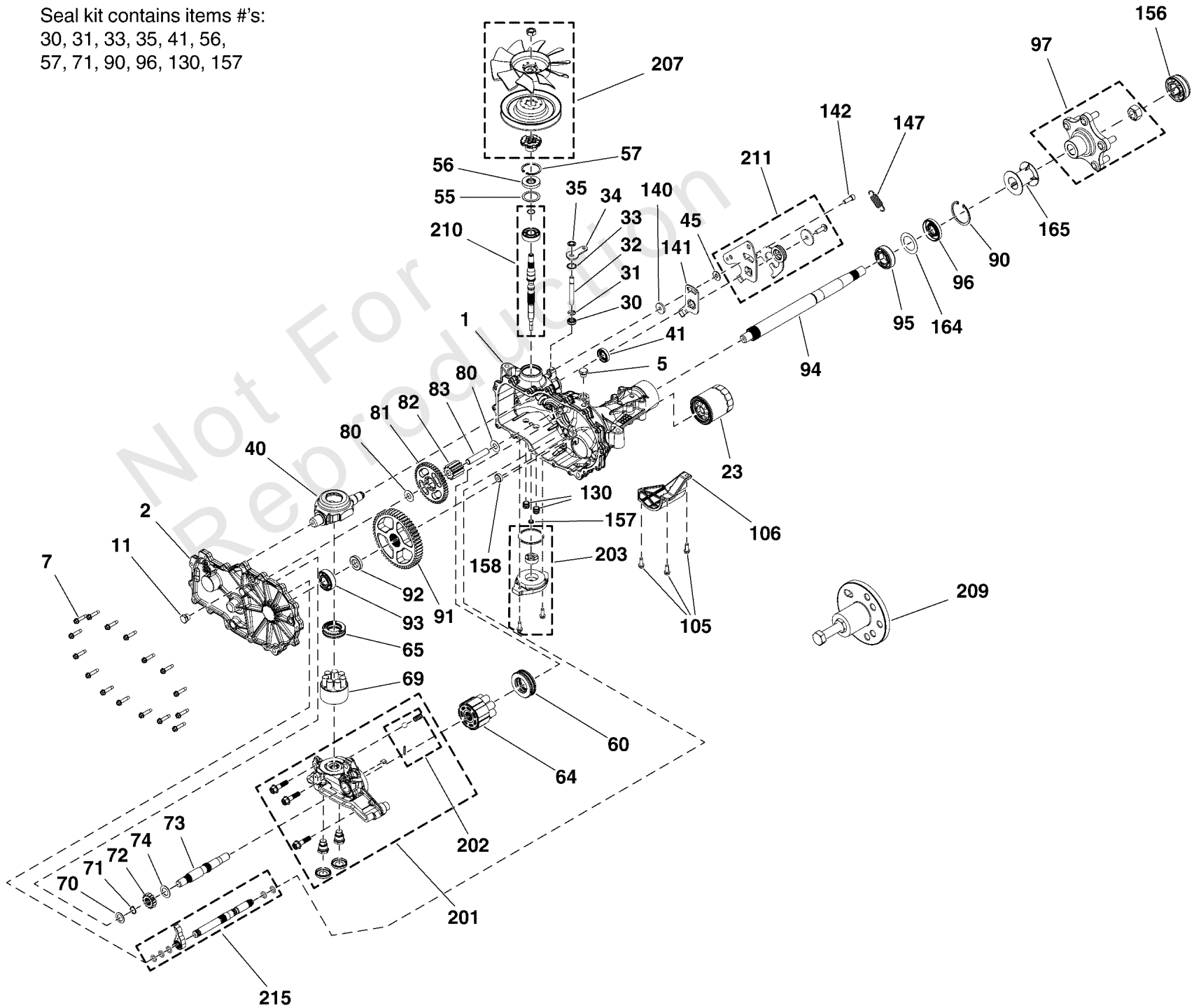
For components not listed see your authorized Hydro-Gear® service provider.

Items Not Shown

- 13 - Sealant
- 14 - Oil, 20W50, 70.3 OZ
- 200 - Seal Kit

Seal kit contains items #'s:

- 30, 31, 33, 35, 41, 56,
- 57, 71, 90, 96, 130, 157



Transaxle SERVICE Parts - Hydro-Gear ZT3400 (5106647_5106646)

REF NO	PART NO	QTY	DESCRIPTION
1	----	1	KIT, MAIN HOUSING, RH, CHARGE, CONTROL
2	----	1	KIT, SIDE COVER RH
5	----	1	PLUG EXTERNAL HEX VENT 9/16-18
7	----	16	SCREW, HEX WASHER
11	----	1	PLUG EXTERNAL HEX VENT 9/16-18
23	5101026X1	1	FILTER, OIL, ZT2800
30	5104471X1	1	SEAL, .375 X .750 X .25 LIP, H/G 51626
31	----	1	BYPASS RETAINING RING 1
32	----	1	ROD, BYPASS .375 X 2.88
33	----	1	BYPASS RETAINING RING 2
34	----	1	ARM, BYPASS
35	----	1	RING, RETAINING .375 EXTERNAL
40	----	1	SWASHPLATE, TRUNNION
41	5101026X2	1	SEAL, CONTROL ARM, 18X32X7, #51140
45	----	1	WASHER, .34X.88X.06
55	1730272	1	SPACER (50951)
56	5022905X16	1	SEAL, Lip, .67 x 1.58 x .276
57	5101026X4	1	RING, RET 2.06 INT,
60	----	1	BEARING, THRUST 35 x 62 x 18
64	----	1	KIT, 16cc CYLINDER BLOCK ASSEMBLY STEAM TREAT
65	----	1	BEARING, THRUST PLASTIC CAGE
69	----	1	KIT, CYLINDER BLOCK (12cc)
70	----	1	WASHER, .63 X 1.00 X .05 FLAT
71	1706130	1	RING-SNAP (44145)
72	----	1	GEAR, 14T (STEEL)
73	----	1	SHAFT, MOTOR
74	----	1	WASHER, .71 X 1.16 X .04 FLAT
80	----	2	WASHER, .51 X 1.00 X .03 FLAT
81	----	1	GEAR, 45T
82	----	1	GEAR, 11T (STEEL)
83	----	1	PIN, JACKSHAFT
90	5101026X17	1	RING, RETAINING 2.25 INTERNAL (50859)
91	----	1	GEAR, 54T
92	----	1	SPACER, .750 X 1.320 X .257
93	5101026X18	1	KIT, BEARING (72749)
94	----	1	SHAFT, AXLE
95	5101026X5	1	BEARING BALL, 1.0 X 52 X 15 OPEN 6205M
96	5103589X1	1	KIT, SEAL, AXLE - HG# 53699
97	5104580X6	1	HUB, ZT3400, 71691
105	----	3	SCREW, HEX WASHER 1/4-20 X .75
106	----	1	GUARD, FILTER, RH
130	----	2	TUBE, CHARGE TRIPLE O-RING
140	----	1	SPACER, .320X1.005X.179
141	----	1	ARM, NEUTRAL RIGHT
142	----	1	SHCS, 5/16-24 X .875 (PATCH)
147	1735483	1	SPRING, Extension (Used on Hydro-Gear P/N ZC-AHBB-2A7B-1DPX and ZC-AHBB-2A7B-1DPX)
156	5103589X7	1	AXLE CAP,
157	----	1	KIT, GEROTOR SEAL
158	----	1	MAGNET
164	----	1	WASHER, 1.355 x 2.035 x .021 FLAT

Transaxle SERVICE Parts - Hydro-Gear ZT3400 (5106647_5106646)

Note: Unless noted otherwise, use the standard torque specifications

Mfg. No: 5902018

Service Parts Schematic for Hydro-Gear® Transaxles: ZS-GKEF-8T7B-11RX (5106647) ZS-KKEF-8T7C-11RX (5106646)

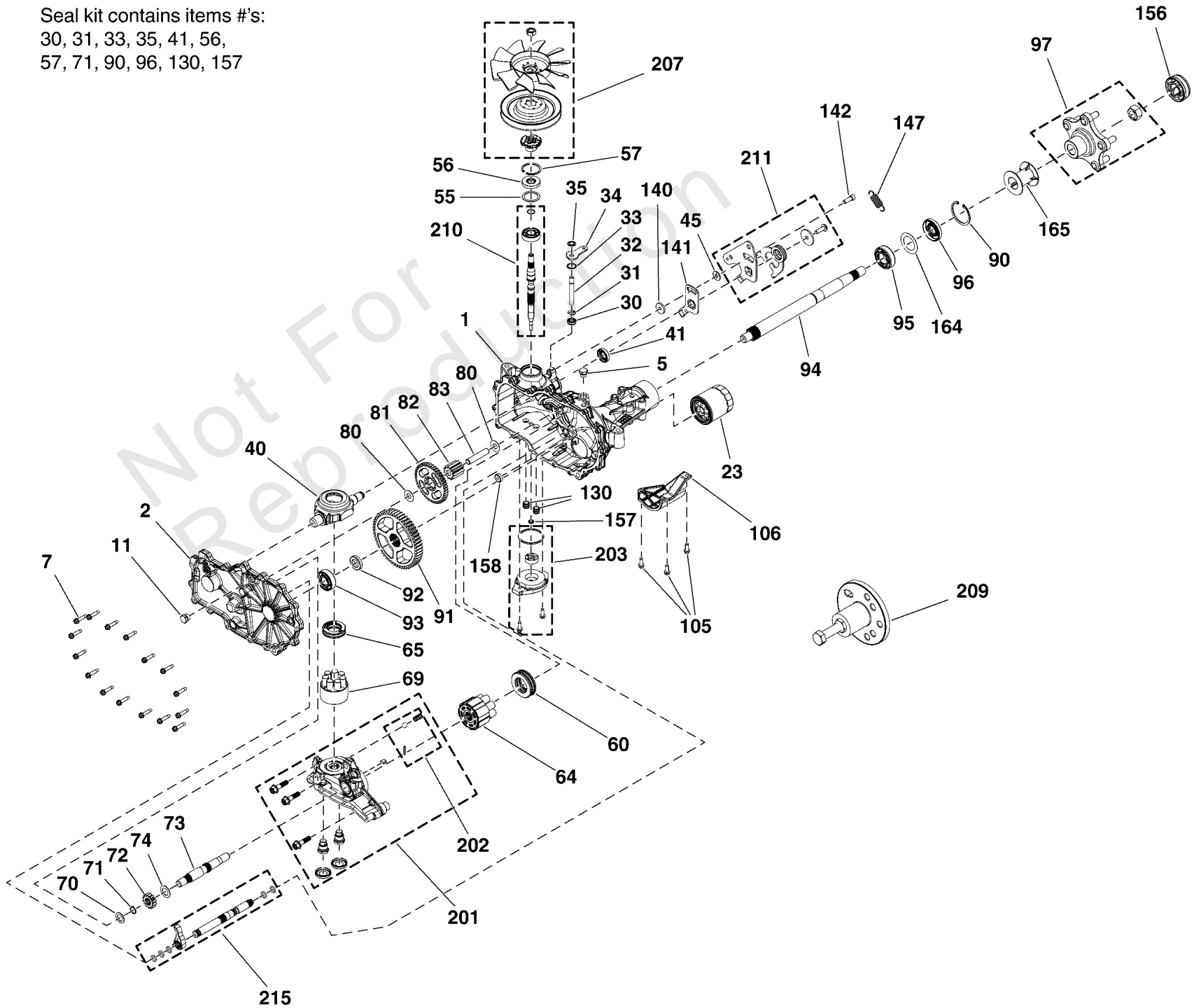
For components not listed see your authorized Hydro-Gear® service provider.

Items Not Shown

- 13 - Sealant
- 14 - Oil, 20W50, 70.3 OZ
- 200 - Seal Kit

Seal kit contains items #'s:

- 30, 31, 33, 35, 41, 56,
- 57, 71, 90, 96, 130, 157



Transaxle SERVICE Parts - Hydro-Gear ZT3400 (5106647_5106646)

REF NO	PART NO	QTY	DESCRIPTION
165	5103589X9	1	DEBRIS GUARD HG #53496
200	5103589X2	1	KIT, SEAL - HG# 73239
201	-----	1	KIT, CENTER SECTION, RH CHARGE
202	-----	1	KIT, CHARGE RELIEF
203	5101026X12	1	KIT, CHARGE PUMP, ZT2800, ZT3100
207	5103589X3	1	KIT, FAN & PULLEY -
209	-----	1	KIT, HUB PULLER
210	5103589X4	1	KIT, INPUT SHAFT (BEARING AND SHAFT ONLY)
211	-----	1	KIT, RTN BIDIRECTIONAL
215	5104580X2	1	SEAL KIT BRAKE SHAFT ZT3400 LH 72753 NET

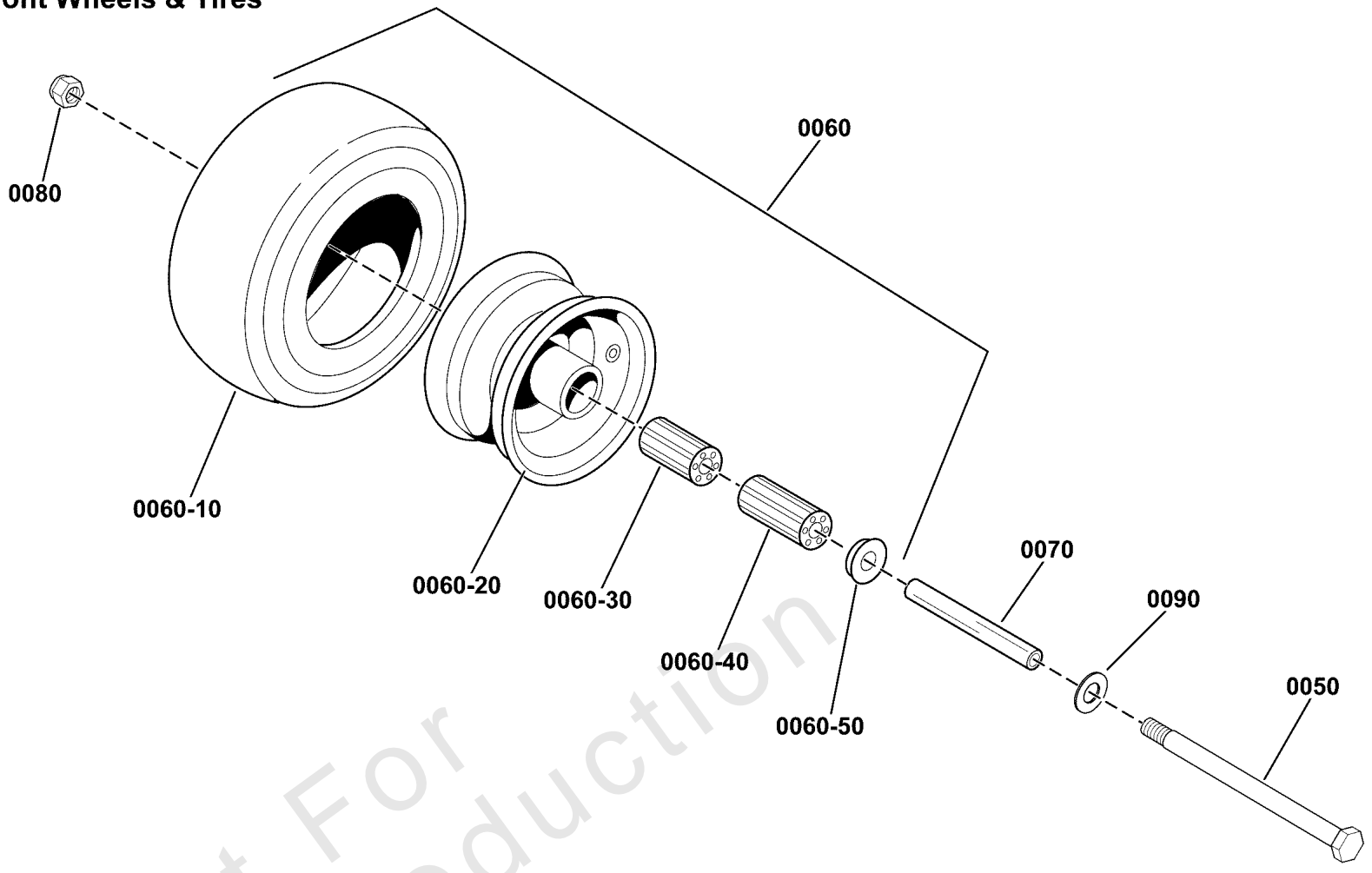
Not For Reproduction

Wheel and Tire Group

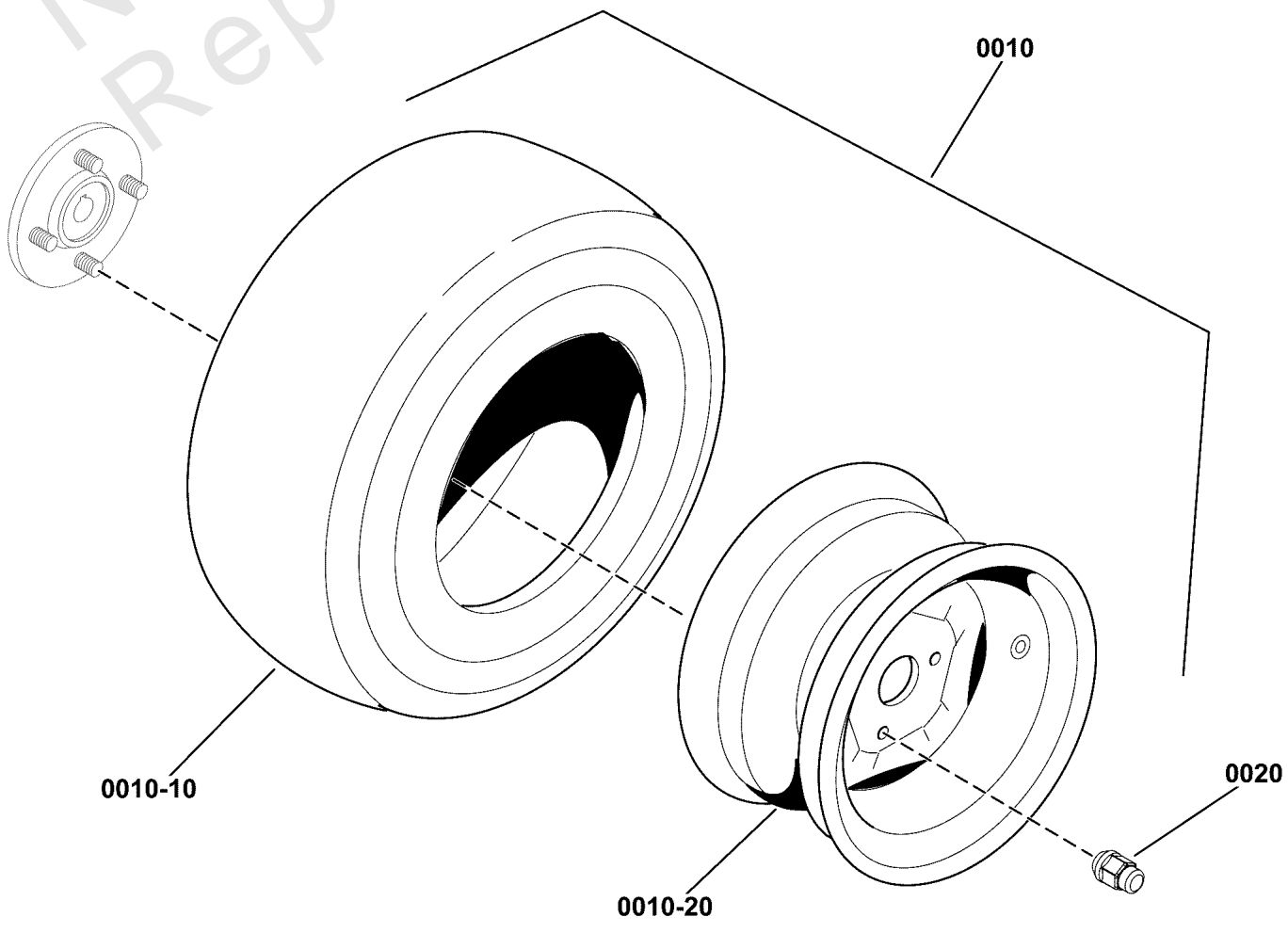
Note: Unless noted otherwise, use the standard torque specifications

Mfg. No: 5902018

Front Wheels & Tires



Rear Wheels & Tires



Wheel and Tire Group

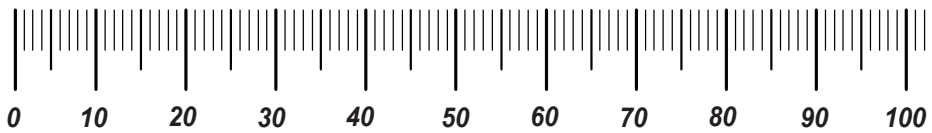
REF NO	PART NO	QTY	DESCRIPTION
0010	5109039FS	2	TIRE ASSEMBLY (23 x 10.5 - 12, TURF MASTER, Black Rim) -(S/N: 4002328396 and Below)
0010	84008800	2	TIRE ASSEMBLY (23 x 10.5 - 12 (K3012) Black Rim) -(S/N: 4002328397 and Above)
0010-10	84003895	2	TIRE (23 X 10.5 - 12) -(One per tire)(Tire only replacement for 5109039FS)
0010-10	84003895	2	TIRE (23 X 10.5 - 12) -(One per tire)(Tire only replacement for 84008800)
0010-20	-----	2	WHEEL RIM -(One per tire)
0020	-----	10	LUG NUT, Black -(Originally Black Lug nut - Replacement 5020601SM is silver in color).
0020	5020601SM	10	NUT, 1/2-20, FOR WHEEL BOLT SILVER -(Replacement 5020601SM is silver in color).
0050	5025017X72YP	2	BOLT, 1/2-13 X 9 GD5
0060	5109055FS	2	TIRE ASSEMBLY
0060-10	5022577	2	TIRE, RUBBER ONLY -(One per tire)
0060-20	-----	2	WHEEL RIM
0060-30	84008029	2	BEARING -(One per tire)
0060-40	5021182	2	BEARING, ROLLER 3/4" ID X 3.25" (ONE PER TIRE)(SV) -(One per tire)
0060-50	5021043	4	RETAINER, BEARING (TWO PER TIRE)(SV)
0070	84002029	2	CASTER AXLE SHAFT, .51"ID X .75"ODX 7.16
0080	770225	2	NUT
0090	5025158SM	2	WASHER, 1/2" SAE

Hardware Identification & Torque Specifications

Torque Specification Chart								
FOR STANDARD METRIC MACHINE HARDWARE (Tolerance ± 20%)								
Property Class	5.6		8.8		10.9		12.9	
	Class 5.6		Class 8.8		Class 10.9		Class 12.9	
Size Of Hardware	in/lbs	Nm.	in/lbs	Nm.	in/lbs	Nm.	in/lbs	Nm.
	ft/lbs		ft/lbs		ft/lbs		ft/lbs	
M3	5.88	.56	13.44	1.28	19.2	1.80	22.92	2.15
M4	13.44	1.28	30.72	2.90	43.44	4.10	52.56	4.95
M5	26.4	2.50	60.96	5.75	5.97	8.10	7.15	9.7
M6	44.64	4.3	7.3	9.9	10.3	14	12.1	16.5
M7	5.2	7.1	12.1	16.5	16.9	23	19.9	27
M8	7.7	10.5	17.7	24	25	34	29	40
M10	15	21	35	48	50	67	59	81
M12	26	36	61	83	86.2	117	103	140
M14	42	58	101	132	136	185	162	220
M16	64	88	147	200	210	285	250	340
M18	89	121	202	275	287	390	346	470
M20	126	171	290	390	405	550	486	660
M22	169	230	390	530	559	745	656	890
M24	217	295	497	375	708	960	840	1140
M27	320	435	733	995	1032	1400	1239	1680
M30	435	590	995	1350	1401	1900	1681	2280
M33	590	800	1349	1830	1902	2580	2278	3090
M36	759	1030	1740	2360	2441	3310	2935	3980
M39	988	1340	2249	3050	3163	4290	3798	5150

Torque Specification Chart						
FOR STANDARD MACHINE HARDWARE (Tolerance ± 20%)						
Hardware Grade	No Marks		SAE Grade 5		SAE Grade 8	
	SAE Grade 2		SAE Grade 5		SAE Grade 8	
Size Of Hardware	in/lbs	Nm.	in/lbs	Nm.	in/lbs	Nm.
	ft/lbs		ft/lbs		ft/lbs	
8-32	19	2.1	30	3.4	41	4.6
8-36	20	2.3	31	3.5	43	4.9
10-24	27	3.1	43	4.9	60	6.8
10-32	31	3.5	49	5.5	68	7.7
1/4-20	66	7.6	8	10.9	12	16.3
1/4-28	76	8.6	10	13.6	14	19.0
5/16-18	11	15.0	17	23.1	25	34.0
5/16-24	12	16.3	19	25.8	29	34.0
3/8-16	20	27.2	30	40.8	45	61.2
3/8-24	23	31.3	35	47.6	50	68.0
7/16-14	30	40.8	50	68.0	70	95.2
7/16-20	35	47.6	55	74.8	80	108.8
1/2-13	50	68.0	75	102.0	110	149.6
1/2-20	55	74.8	90	122.4	120	163.2
9/16-12	65	88.4	110	149.6	150	204.0
9/16-18	75	102.0	120	163.2	170	231.2
5/8-11	90	122.4	150	204.0	220	299.2
5/8-18	100	136	180	244.8	240	326.4
3/4-10	160	217.6	260	353.6	386	525.0
3/4-16	180	244.8	300	408.0	420	571.2
7/8-9	140	190.4	400	544.0	600	816.0
7/8-14	155	210.8	440	598.4	660	897.6
1-8	220	299.2	580	788.8	900	1,244.0
1-12	240	326.4	640	870.4	1,000	1,360.0

The guides and ruler furnished below are designed to help you select the appropriate hardware.



Nut, M8

Thread Diameter (mm)

Inside Diameter (in) Threads per inch

Nut, 1/2-16



Screw, M8- 1.25 x 25

Thread Diameter (mm) Distance between threads (mm) Body Length (mm)

Body Diameter Threads per inch Body Length (in)

Screw, 1/2- 16 x 2



Standard Hardware Sizing

When a washer or nut is identified as 1/2" (M8), this is the *Nominal size*, meaning the *inside diameter* is 1/2 inch (8mm metric thread diameter); if a second number is present it represents the *threads per inch* (distance between threads).


When bolt or capscrew is identified as 1/2 - 16 x 2" (M8 - 1.25 x 50), this means the *Nominal size*, or body diameter is 1/2 inch (8mm metric thread diameter), the second number, 16, represents the *threads per inch*, (*distance between threads*). The final number is the body length of the bolt or screw, 2 inches (50mm).

NOTES

- These torque values are to be used for all hardware excluding: locknuts, self-tapping screws, thread forming screws, sheet metal screws and socket head setscrews.
- Recommended seating torque values for locknuts:
 - for prevailing torque locknuts - use 65% of grade 5 torques.
 - for flange whizlock nuts and screws - use 135% of grade 5 torques.
- Unless otherwise noted on assembly drawings, all torque values must meet this specification.

Common Hardware Types

Hex Head Capscrew



Washer



Carriage Bolt



Hex Nut

Wrench & Fastener Size Guide

1/4" Bolt or Nut Wrench—7/16"	5/16" Bolt or Nut Wrench—1/2"	3/8" Bolt or Nut Wrench—9/16"	7/16" Bolt or Nut Wrench (Bolt)—5/8" Wrench (Nut)—11/16"	1/2" Bolt or Nut Wrench—3/4"
M6 Bolt or Nut Wrench—10mm	M8 Bolt or Nut Wrench—13mm	M10 Bolt or Nut Wrench—17mm	M12 Bolt or Nut Wrench—19mm	M14 Bolt or Nut Wrench—22mm

