



**2021-2022
BROCHURE**



THERE'S NO GLORY IN GETTING BEAT UP ON THE JOB

Aches and pains aren't trophies – they're just barriers keeping pros like you from getting the work done. You know better than anyone that this business can be back-breaking, but that's all the more reason to partner with someone who has your back.

We're about helping you finish strong and feel good doing it. That's why we've built our equipment for unmatched comfort, durability and quality of cut. And we build you up with world-class customer support.

So you can get more jobs done, with more peace of mind, and have more energy to take on tomorrow.

Let the others keep suffering for the job.

It's time for you to finish one more day of hard work feeling good.




CONTENTS

WHY FERRIS®	04
ISX™ SERIES	08
IS® SERIES	09
S SERIES ZERO-TURN	15
SRS™ STAND-ON	18
COLLECTION SYSTEMS	19
ACCESSORIES & ATTACHMENTS	21
SPECIFICATIONS	22
WARRANTIES	25



WORK HARD. FEEL GOOD.

SUSPENSION TECHNOLOGY



▶ SO HOW DOES IT WORK?

The Ferris suspension system is engineered to provide you with a smooth ride on uneven turf. The cutting deck of the mower works in conjunction with the suspension system to provide a consistent quality of cut. This system minimises shock to the chassis, resulting in superior comfort, stability, traction and increased mowing efficiency.

▶ THREE FRONT SUSPENSION SYSTEMS



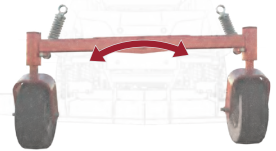
ForeFront™ Suspension (ISX800, ISX2200, ISX3300)

The turf industry's most advanced independent suspension system utilises four steel control arms that work with mower-specific coil-over shocks to ensure the caster wheel remains in an ideal vertical position throughout the full range of travel. This virtually eliminates caster chatter for a smooth ride and straight mowing lines – even when mowing at full speed.



IS® Single-Arm Suspension System (IS2600, IS5100)

Proven independent suspension technology utilises independent control arms and coil-over shocks to minimise caster chatter as the front casters follow a slight arc through the full range of travel. This dampens the vibration of rough terrain – allowing mowing at higher rates of speed.



S Pivoting Front Axle (400S, IS® 700, IS® 600)

A pivoting front axle combined with coil-over shocks allows the front wheels to adjust to uneven terrain. This allows the wheels to remain in better contact with the ground, enhancing stability.

▶ REAR SUSPENSION SYSTEM

All models except S65 42"

The swingarm rear suspension system utilises coil-over shocks and a shared pivot point for the rear wheels. This allows the rear wheels to move in unison with one another, enhancing stability and smoothing out the ride over uneven terrain.



SHOCK DESIGN

NO PAIN. MORE GAIN. Why decide between getting your work done faster or feeling good when you finish? Ferris covers you on both. Our integrated suspension systems reduce the effects of uneven terrain, virtually eliminating shock to the chassis, and your body. And by allowing you to maintain speed while mowing, it increases your productivity by getting the job done faster. This lets you power through each day, knowing that you'll still feel good tomorrow.



▶ **COIL-OVER SHOCKS**

We use a coil-over type shock – similar to a car – that is comprised of two major components: a spring and a damper. The spring manages the up and down movement while the damper controls how fast the spring can move up or down. The progressive spring is adjustable and starts off soft, then stiffens when compressed, as the bumps increase in size. This feature delivers a smoother ride at faster speeds allowing you to do more.

▶ **SHOCK OFFERING**


A wide variety of shock sizes are used across the range. For example, the ISX 2200 uses a large sized shock that is great for damping large bumps at high speeds while the ISX 800 uses a medium sized shock that generates a plush ride in every-day, less demanding conditions.

▶ **HOW LONG DO SHOCKS LAST?**

Ferris offers a 5 year warranty[†] on all suspension components, but the expected life is significantly longer.

[†] See operator's manual or dealer for complete warranty details.
Refer to engine operator's manual for engine warranty.

iCD™ CUTTING SYSTEM



STAY A CUT ABOVE. Our exclusive iCD Cutting System offers next-level performance in a variety of conditions. We built in an extra wide opening to disperse clippings quickly and evenly. Our sloped nose design allows you to cut at higher speeds without sacrificing quality of cut. Your name rides on results – that's why we give you a cut that's second to none.

▶ **iCD CUTTING SYSTEM FEATURES**

Extra wide discharge opening evenly disperses grass clippings and the rubber flexible discharge chute reduces contact damage.

Two layers of 10 gauge steel are welded together to reinforce the top center portion of the cutter deck. A reinforced leading edge protects where the deck needs it most.

Offset center point optimises airflow and provides a larger discharge opening, allowing for mowing at higher speeds.

▶ **2-BELT DECK EXCLUSIVES** *(Available on ISX series models)*

Belt guide

Steel arms help prevent the belt from dislodging from the serviceable cast-iron backside idler with dust shield.


Deep grooved spindle drive pulleys

Deep grooves in the pulley provide for smoother engagement that's less likely for a belt to dislodge or roll from the pulley.

Heavy-duty custom V-belt

Engineered for superior resistance to stretching and premature wear with a profile that transmits more power than classical V-belt profiles.

3-Year belt limited warranty*



* 2-belt decks come with a limited warranty of three years (36 months) or 300 hours, whichever comes first. The warranty covers parts & labor in year one and parts only in years two and three. See operators manual or dealer for complete warranty details.

▶ WHY IT'S BETTER

- 1** Easy fill cap and integrated oil filter make tool-free oil changes easier, cleaner and faster.
- 2** High-capacity external oil reservoir keeps the oil and engine cooler.
- 3** Unique, dry sump system ensures off-angle lubrication and minimises thermal breakdown of oil.

Save 60% on oil maintenance per season per unit*



OIL GUARD SYSTEM[®]

BY VANGUARD[®]

LESS MAINTENANCE. MORE PERFORMANCE.

You have enough going on each day. That's why we created a technology designed to keep you going. Our first-of-its-kind Oil Guard System from Vanguard extends maintenance intervals up to 500%. That means you spend less on oil and can cut up to 500 hours before ever needing an oil change. Get more time on the job, more money in your pocket and more mileage from your mower.

* Cost savings based on standard oil maintenance with 100 hour interval versus Oil Guard system 500 hour service interval.



▶ **FOREFRONT SUSPENSION**

Our suspension technology showcases four control bars, paired with mower-specific shocks to keep the caster wheels in a vertical path for the whole range of motion. The front end provides integrated tie down points for easier and faster loading and transport.

▶ **DELIBERATE REAR BUMPER DESIGN**

A tapered design to the rear bumper provides additional ground clearance for moving over curbs and loading trailers, and higher side walls protect the engine while maintaining easy service access. Integrated tie down points are incorporated into the rear bumper design for faster loading and transport.

▶ **OIL GUARD SYSTEM BY VANGUARD**

Increase oil change intervals from 100 to 500 hours.
(Available on ISX2200 & ISX3300 models)

ISX™ SERIES

The next generation of suspension – ForeFront Suspension System – takes Ferris' leadership in suspension technology for the turf industry to the next level. A premium, cushioned ride reduces shock to your body – as well as the mower – and allows you to mow faster and get done quicker. This gives you more time to focus on the things that matter.



ISX 3300 ▶ 61" / 72"



ISX 2200 ▶ 61"



ISX 800 ▶ 52"

2+2 YEAR LIMITED WARRANTY* + 5-YEAR LIMITED SUSPENSION WARRANTY* + 3-YEAR LIMITED BELT WARRANTY*

* See operator's manual or ferrismowers.com for complete warranty details. Refer to the engine operator's manual for engine warranty details.



▶ **INDEPENDENT SUSPENSION**

Ferris suspension technology enables you to mow uneven terrain faster with a consistent, quality cut – allowing you to cut more grass for increased productivity.

▶ **iCD CUTTING SYSTEM**

Every component works together to achieve superior cut quality at higher speeds. Select models offer a 2-belt deck, engineered to extend belt life and reduce down time.

iCD Cutting system available on select models.

IS[®] SERIES

There's no need to get beat up on the job. The Ferris IS Series commercial mowers feature a suspension system that allows each wheel to follow the terrain. This not only reduces the shock to the chassis, but also on your body – allowing you to finish the day feeling good. With five Oil Guard equipped mowers and multiple deck and engine options, there is a unique solution for fleets and owner-operators.



IS[®] 5100
▶ 61" / 72"



IS[®] 2600
▶ 61"



IS[®] 700
▶ 52"



IS[®] 600
▶ 48"

2+2 YEAR LIMITED WARRANTY* + 5-YEAR LIMITED SUSPENSION WARRANTY*

* See operator's manual or ferrismowers.com for complete warranty details. Refer to the engine operator's manual for engine warranty details.

IS 5100

The IS 5100 delivers ultimate productivity. With a heavy duty 33.5HP Caterpillar® Diesel engine and massive transmissions, it will conquer the most demanding jobs. While our IS suspension system allows for faster ground speeds and increased operator comfort.



1 iCD Cutting System

Engineered for the best quality cut and longer life

2 Foot-operated hydraulic deck lift

Hydraulic assist makes adjusting the cutter height effortless 1/4" increments from 1.5" to 6"

3 Hercules™ II spindles

Greaseable bearings and heavy-duty cast-iron construction provide a longer usable life

4 Independent suspension system

Heavy duty dual shocks to rear wheels keeps the wheels in contact with the ground for faster mowing and consistent cut

5 Hydro-Gear pumps and wheel motors

Heavy duty performance and reliability

6 26" turf-friendly rear tyres

Large rear tyres provide increased traction and performance

7 Ground speeds up to 19 kph

Cover more grass in less time for increased productivity

8 Fuel capacity of 56.8 litres of diesel

Rugged twin 29.4 litre fuel tanks

Available accessories:

Mulch kit, trailer hitch kit, flat-free castor tyres, headlight kit, deluxe high back suspension seat

MODEL	ENGINE OPTIONS	DECK
5900979	Caterpillar® Diesel (33.5 hp/1500cc)	61" iCD SD
5900507	Caterpillar® Diesel (33.5 hp/1500cc)	61" RD 72" SD/RD

^ Power rated by engine manufacturer.

IS 2600

The IS 2600 offers diesel power with premium features that perform well under the rigors of professional landscaping.



1 iCD Cutting System

Engineered for the best quality cut and longer life

2 Foot-operated deck lift

An adjustable pedal changes cut height in 1/4" increments from 1.75" to 5"

3 Cast-iron spindles

Greaseable bearings for a longer usable life

4 Independent suspension system

Keeps the wheels in contact with the ground for faster mowing and consistent cut

5 Hydro-Gear ZT-4400™ transaxles

Dual-commercial transaxles with 8.3" cooling fans to repel debris

6 24" turf-friendly rear tyres

Large rear tyres provide increased traction and performance

7 Ground Speeds up to 16 kph

Cover more grass in less time for increased productivity

8 Fuel capacity of 42 litres of diesel

Rugged twin 21 litre fuel tanks

Available accessories:

Mulch kit, trailer hitch kit, flat-free caster tyres, LED light kit, deluxe high-back suspension seat, service jack

MODEL	ENGINE OPTIONS	DECK
5901722	Yanmar™ Diesel (24 hp/904cc)	61" iCD

^ Power rated by engine manufacturer.

ISX 3300 72"

The ISX 3300 is built to mow all day long. It is the most heavy-duty commercial mower in the Ferris line-up, offering top-of-the-line commercial components and our highest top speed.

4 FORE FRONT SUSPENSION



- 1 iCD Cutting System with 2-belt deck**
Engineered for the best quality cut and longer life
- 2 Foot-operated deck lift**
An adjustable pedal changes cut height in ¼" increments from 1.5" to 5"
- 3 Hercules™ II spindles**
Greaseable bearings and heavy-duty cast-iron construction provide a longer usable life
- 4 ForeFront™ Suspension System**
The turf industry's most advanced independent suspension system
- 5 Hydro-Gear ZT-5400 Powertrain transaxles**
Dual-commercial transaxles with 9" cooling fans to repel debris
- 6 26" turf-friendly rear tyres**
Large rear tyres provide increased traction and performance
- 7 Ground speeds up to 19 kph**
Cover more grass in less time for increased productivity
- 8 Fuel capacity of 42 litres of unleaded fuel**
Rugged twin 21 litre fuel tanks
- 9 Deluxe high back suspension seat with arm rests**
Adjustable lumbar support and recline

Available accessories:
Mulch kit, trailer hitch kit, flat-free caster tyres, LED light kit, service jack, professional stripe kit

MODEL	ENGINE OPTIONS	DECK
5901858 + 5901572	Vanguard® BIG BLOCK™ EFI w/ Oil Guard™ System (37 hp*/993cc)	72" iCD SD
5901858 + 5901580	Vanguard® BIG BLOCK™ EFI w/ Oil Guard™ System (37 hp*/993cc)	72" iCD RD

* Power levels are stated gross horsepower at 3600 rpm per SAE J1940 as rated by Briggs & Stratton.

ISX 3300 61"

The ISX 3300 is built to mow all day long. It is the most heavy-duty commercial mower in the Ferris line-up, offering top-of-the-line commercial components and our highest top speed.

4 FORE FRONT SUSPENSION



- 1 iCD Cutting System with 2-belt deck**
Engineered for the best quality cut and longer life
- 2 Foot-operated deck lift**
An adjustable pedal changes cut height in ¼" increments from 1.5" to 5"
- 3 Hercules™ II spindles**
Greaseable bearings and heavy-duty cast-iron construction provide a longer usable life
- 4 ForeFront™ Suspension System**
The turf industry's most advanced independent suspension system
- 5 Hydro-Gear ZT-5400 Powertrain transaxles**
Dual-commercial transaxles with 9" cooling fans to repel debris
- 6 26" turf-friendly rear tyres**
Large rear tyres provide increased traction and performance
- 7 Ground speeds up to 19 kph**
Cover more grass in less time for increased productivity
- 8 Fuel capacity of 42 litres of unleaded fuel**
Rugged twin 21 litre fuel tanks
- 9 Deluxe high back suspension seat with arm rests**
Adjustable lumbar support recline

Available accessories:
Collection systems (61"), mulch kit, trailer hitch kit, flat-free caster tyres, LED light kit, service jack, professional stripe kit, front bumper kit

MODEL	ENGINE OPTIONS	DECK
5901857	Vanguard® BIG BLOCK™ EFI w/ Oil Guard™ System (37 hp*/993cc)	61" iCD

* Power levels are stated gross horsepower at 3600 rpm per SAE J1940 as rated by Briggs & Stratton.

ISX 2200

The ISX 2200 is engineered with commercial components and the iCD cutting system, making it an aggressive performer for pros.

4 FORE FRONT SUSPENSION



- 1 iCD Cutting System with 2-belt deck**
Engineered for the best quality cut and longer life
- 2 Foot-operated deck lift**
An adjustable pedal changes cut height in 1/4" increments from 1.5" to 5"
- 3 Cast-iron spindles**
Greaseable bearings for a longer usable life
- 4 ForeFront™ Suspension System**
The turf industry's most advanced independent suspension system
- 5 Hydro-Gear ZT-4400 transaxles**
Dual-commercial transaxles with 8.3" cooling fans to repel debris
- 6 24" turf-friendly rear tyres**
Large rear tyres provide increased traction and performance
- 7 Ground Speeds up to 16 kph**
Cover more grass in less time for increased productivity
- 8 Fuel capacity of 42 litres of unleaded fuel**
Rugged twin 21 litre fuel tanks
- 9 Deluxe high back suspension seat with armrests**
Adjustable lumbar support and recline

Available accessories:

Collection systems, mulch kit, trailer hitch kit, flat-free caster tyres, LED light kit, service jack

MODEL	ENGINE OPTIONS	DECK
5901840	Vanguard® 810cc EFI w/ Oil Guard™ System (28 hp*/810cc)	61" iCD

* Power levels are stated gross horsepower at 3600 rpm per SAE J1940 as rated by Briggs & Stratton.

ISX 800

With an new Electronic Fuel Injection engine featuring Electronic Throttle Control (ETC) and ForeFront suspension, the ISX 800 gives you the power to do more.

4 FORE FRONT SUSPENSION



- 1 iCD Cutting System with 2-belt deck**
Engineered for the best quality cut and longer life
- 2 Foot-operated deck lift**
An adjustable pedal changes cut height in 1/4" increments from 1.5" to 5"
- 3 Cast aluminium spindles**
Greaseable bearings provide a longer usable life
- 4 Forefront™ Suspension System**
Four steel control rods ensure the caster wheel remains vertical for ultimate comfort and control
- 5 Hydro-Gear ZT-3400® transaxles**
Dual-commercial transaxles with 7" cooling fans to repel debris
- 6 23" turf-friendly rear tyres**
Large rear tyres provide increased traction and performance
- 7 Ground Speeds up to 16 kph**
Cover more grass in less time for increased productivity
- 8 Fuel capacity of 21 litres of unleaded fuel**
- 9 Premium mid back suspension seat with armrests**

Available accessories:

Collection systems, mulch kit, trailer hitch kit, flat-free caster tyres, LED light kit, premium mid-back suspension seat, service jack

MODEL	ENGINE OPTIONS	DECK
5901933	Briggs & Stratton® Commercial Series EFI ETC (27 hp*/810cc)	52" iCD

* Power levels are stated gross horsepower at 3600 rpm per SAE J1940 as rated by Briggs & Stratton.

IS 700

The IS 700 provides commercial components at an amazing value for landscapers and large property owners.



- 1 iCD Cutting System**
Engineered for the best quality cut and longer life
- 2 Foot-operated deck lift**
An adjustable pedal changes cut height in ¼" increments from 1.5" to 5"
- 3 Cast aluminium spindles**
Greaseable bearings provide a longer usable life
- 4 Suspension system**
Pivoting front axle allows the wheels to follow the ground for faster mowing speeds with a consistent cut quality
- 5 Hydro-Gear ZT-3200® transaxles**
Dual-commercial transaxles with 7" cooling fans to repel debris
- 6 22" turf-friendly rear tyres**
Large rear tyres provide increased traction and performance
- 7 Ground Speeds up to 16 kph**
Cover more grass in less time for increased productivity
- 8 Fuel capacity of 21 litres of unleaded fuel**
- 9 Premium mid back suspension seat with armrests**

Available accessories:

Collection systems, mulch kit, trailer hitch kit, flat-free caster tyres, LED light kit, premium mid-back suspension seat, service jack, professional stripe kit

IS 600

The IS 600 provides the best value in a compact zero-turn mower, along with maneuverability and productivity.



- 1 Fabricated 10-gauge steel deck**
Double top deck, overlap welded corners and double reinforced side skirts, steel reinforced leading edge
- 2 Foot-operated deck lift**
An adjustable pedal changes cut height in ¼" increments from 1.5" to 4.5"
- 3 Cast aluminium spindles**
Greaseable bearings provide a longer usable life
- 4 Suspension system**
Pivoting front axle allows the wheels to follow the ground for faster mowing speeds with a consistent cut quality
- 5 Hydro-Gear ZT-3200® transaxles**
Dual-commercial transaxles with 7" cooling fans to repel debris
- 6 22" turf-friendly rear tyres**
Large rear tyres provide increased traction and performance
- 7 Ground Speeds up to 16 kph**
Cover more grass in less time for increased productivity
- 8 Fuel capacity of 21 litres of unleaded fuel**

Available accessories:

Collection systems, mulch kit, trailer hitch kit, flat-free caster tyres, light kit, service jack, professional stripe kit, folding ROPS

MODEL	ENGINE OPTIONS	DECK
5901838	Briggs & Stratton® Commercial Series (27 hp*/724cc)	52" iCD

MODEL	ENGINE OPTIONS	DECK
5901731	Briggs & Stratton® Commercial Series (25 hp*/724cc)	48"

* Power levels are stated gross horsepower at 3600 rpm per SAE J1940 as rated by Briggs & Stratton.

* Power levels are stated gross horsepower at 3600 rpm per SAE J1940 as rated by Briggs & Stratton.


ZERO-TURN




3-IN-1 MOWER DECKS

No stress of choice! One deck hosting every option you would need. *(Available on 5901676)*


▶ 3-IN-1 DECK IN SIDE DISCHARGE MODE



▶ 3-IN-1 DECK IN REAR DISCHARGE MODE



▶ 3-IN-1 DECK IN MULCHING MODE





400S



400S ▶ 48" / 48" 3-IN-1

400S SERIES

We made the S Series for those who need their mower to take on a little bit of everything. This zero-turn workhorse has industry-leading suspension technology, serving up cut quality, comfort and durability for professionals and homeowners alike. We built it to be more affordable, so more operators can experience a superior cut.

▶ POWER

Briggs & Stratton® Commercial Series

▶ SMOOTHER RIDE

A large, independent coil over shock rear suspension keeps the mower steady, so you can stay comfortable while mowing all day.

▶ CUTTING OPTIONS

Choose between traditional Side Discharge or versatile 3-in-1 Rear Discharge, Side Discharge and Mulching Decks for the flexibility to handle a wide range of conditions with ease.

- 1 Fabricated 10-gauge steel deck**
Double top deck, overlap welded corners and double reinforced side skirts, steel reinforced leading edge
- 2 Foot-operated deck lift**
An adjustable pedal changes cut height in ¼" increments from 1.5" to 4.5"
- 3 Cast aluminium spindles**
Greaseable bearings provide a longer usable life
- 4 Suspension system**
Front and rear adjustable shocks allow the wheels to follow the ground for faster mowing speeds with a consistent cut quality
- 5 Hydro-Gear ZT 3100® transaxles**
Dual-commercial transaxles with 7" cooling fans to repel debris
- 6 20" turf-friendly rear tyres**
- 7 Ground speeds up to 12.87 kph**
Cover more grass in less time for increased productivity
- 8 Fuel capacity of 20.8 litres of unleaded fuel**

Available accessories:

Collection systems, mulch kit (standard on 5901676), trailer hitch kit, LED light kit, service jack

MODEL	ENGINE OPTIONS	DECK
5901740	Briggs & Stratton® Commercial Series (23 hp*/724cc)	48" SD
5901676	Briggs & Stratton® Commercial Series (23 hp*/724cc)	48" 3-in-1


* All power levels are stated gross horsepower at 3600 RPM per SAE J1940 as rated by Briggs & Stratton.

2+2 YEAR LIMITED WARRANTY†

† 4-Year limited warranty (48 months) or 500 hours, whichever occurs first. Unlimited hours during the first 2 years (24 months). Coil-over-shocks and all suspension related components are covered for 5 years (60 months) unlimited hours. Coverage on other components varies, please see operator's manual for complete details.

ZERO-TURN





S65



S65 ▶ 42" / 52"

S65 SERIES

With fully welded frames, fabricated mower decks, thick walled front axles, and serviceable transmissions, the S65 Series boasts commercially inspired features for years of comfort and reliability.

▶ POWER

Briggs & Stratton® Commercial Series

▶ SMOOTHER RIDE

Front coil-over suspension on 42" and front and rear suspension on 52" model keeps you comfortable and in control.

▶ CUTTING OPTIONS

Choose between a 42" or 52" cutting width for the flexibility to handle a wide range of conditions with ease.

- 1 10 Gauge deck on 52" model / 12 Gauge deck on 42" model**
Overlap welded corners and double reinforced side skirts, steel reinforced leading edge
- 2 Foot-operated deck lift**
An adjustable pedal changes cut height in ¼" increments from 1.5" to 4.5"
- 3 Cast aluminium spindles**
With grease points for longer life
- 4 Suspension system**
Adjustable shocks allow the wheels to follow the ground for faster mowing speeds with a consistent cut quality
- 5 Hydro-Gear ZT 2800® transaxles**
Dual serviceable transmissions with charge pumps and 7" cooling fans to repel debris
- 6 20" turf-friendly rear tyres**
- 7 Ground speeds up to 12.87 kph**
Cover more grass in less time for increased productivity
- 8 Fuel capacity of 11.4 litres of unleaded fuel**

Available accessories:
Collection systems, mulch kit

MODEL	ENGINE OPTIONS	DECK
2691384	Briggs & Stratton® Commercial Series (25 hp*/724cc)	42"
2691386	Briggs & Stratton® Commercial Series (25 hp*/724cc)	52"

* All power levels are stated gross horsepower at 3600 RPM per SAE J1940 as rated by Briggs & Stratton.

3 YEARS LIMITED WARRANTY¹ OR 565 HOURS, WHICHEVER COMES FIRST

¹ See operator's manual or ferrismowers.com for complete warranty details. Refer to the engine operator's manual for engine warranty details.

SRS™ Z1

The SRS Z1 is compact and agile, allowing you to ride confidently into narrow spaces with advanced comfort, stability, and versatility.



- 1 Suspended operator platform**
Operator platform suspended by a coil-over shock with five adjustable positions
- 2 Fabricated 10-gauge steel deck**
Double top deck, overlap welded corners and double reinforced side skirts, steel reinforced leading edge. Mulch kit fitted standard
- 3 Hydro-Gear ZT-3400 transaxles**
Dual-commercial transaxles with 7" cooling fans
- 4 Cast aluminum spindles**
Greaseable bearings provide a longer usable life
- 5 23" turf-friendly rear tyres**
Commercial grade performance optimizes stability and traction
- 6 Ground speeds up to 12.8 kph**
Cover more grass in less time for increased productivity
- 7 Fuel capacity of 22.7 litres of unleaded fuel**
Centrally located fuel tank
- 8 Locking 3-position speed control**
No tools are required to set the speed control bar for smooth operation

Available accessories:
LED light kit

MODEL	ENGINE OPTIONS	DECK
5901676	Kawasaki® FX600V (19 hp**/603cc)	36" Mulch/ rear discharge

** All power levels are stated gross horsepower per SAE J2723 as rated by Kawasaki.

Overseas model shown.



COLLECTION SYSTEMS

▶ **TURBO-PRO™**

The TURBO-Pro System is a lightweight blower assembly ideal for use with compact models in all cutting conditions throughout the entire season.



Generous 6" diameter outlet hose

▶ **FAST-VAC®**

The rugged impeller utilises industrial-grade bearings, generating phenomenal airflow for use in heavy and wet cutting conditions. Its spindle-driven vertical turbo is narrower, allowing you to get in and out of tight places.



Extra wide 7" diameter outlet hose



Durable composite impeller housing with reinforced metal plate for high contact debris areas

Heavy-duty oversized drive and idler pulleys combined with long drive belt allow for cool running and maximum belt life



Super rugged impeller rides on industrial-grade bearings to generate a phenomenal airflow



Curved steel blade impeller reduces noise

After initial installation, the **quick attach design** can be mounted or removed with no tools in a few minutes



Commercial-grade idler and pulleys

drive the vertical, spindle-driven turbo resulting in a very narrow profile for improved maneuverability

TURBO-Pro Blower*

Length: 788mm Height: 420mm
Width: 483mm

Approximate blower weight:

22.68kg (44"/48") / 24.04kg (52") / 24.94kg (61"), includes mounting bracket

FAST-Vac Blower*



Length: 935mm Height: 514mm
Width: 386.08mm

Approximate blower weight:

32.66kg (52") / 29.03kg (61"), includes mounting bracket



* Dimensions listed are the dimensions of the blower unit and do not represent what they might actually add to the mower.

TURBO-PRO SYSTEM

		S65	400S	IS 600	IS 700	ISX 800
	2-Bag Hard Top - The double bag collection system is simple to install. Each heavy-duty mesh bag has a rugged polyethylene underside with integrated handle to assist with removal.	42"/52" 226L	48" 226L	48" 283L	52" 283L	52" 283L
	3-Bag Hard Top - Innovative molded hard top design allows for increased capacity. Simple to install. Each heavy-duty mesh bag has an integrated handle to assist with removal. Capacity: 15 cu. ft.	N/A	N/A	N/A	N/A	52"

* 42" bagger system does not use the turbo pro blower.

FAST-VAC SYSTEMS

		ISX 3300	ISX 2200
	3-Bag Soft Top - Simple to install. Each heavy-duty mesh bag has a rugged polyethylene underside with integrated handle to assist with removal. Capacity: 12.5 cu. ft.	61" FAST-Vac	61" FAST-Vac
	Electric DFS - (Dump From Seat) Simply flip the switch on the control panel to release the hopper right from your seat. Capacity: 12.5 cu. ft.	61" FAST-Vac	52"/61" FAST-Vac

ACCESSORIES & ATTACHMENTS



Mulch Kit
Select kits include dedicated mulching blades, baffles, hardware and instruction sheet. (Standard on SRS Z1 & 400S 3-in-1)



Trailer Hitch Kit
Will accept a 1/2" shank ball and comes complete with hardware.



Flat-Free Caster Tyres
Run all day with no flats. Standard on SRS Z1.



ROPS LED Light Kit
Available on IS 700, ISX 800, ISX 2200, ISX 3300, IS 2600.



LED Light Kit
Available on SRS Z1, 400S, IS 600



NEW! Service Jack
Heavy duty steel bracket and jack allow for easy and convenient access to under the deck.



Folding ROPS
180° fold over ROPS (roll-over protection structure) with retractable seat belt. (IS 600 only)

IS SERIES

S SERIES

SRS SERIES

	IS 5100	IS 2600	ISX 3300	ISX 2200	ISX 800	IS 700	IS 600	400S	400S 3-IN-1	S65	Z1
Mulch Kit	Optional	Optional	Optional	Optional	Optional	Optional	Optional	Optional	Standard	Optional	Standard
Trailer Hitch Kit	Optional	Optional	Optional	Optional	Optional	Optional	Optional	Optional	Optional	Standard	N/A
Flat-Free Caster Tyres	Optional	Optional	Optional	Optional	Optional	Optional	Optional	Optional	Optional	Optional	Standard
LED Light Kit	N/A	Optional	Optional	Optional	Optional	Optional	Optional	Optional	Optional	Optional	Optional
Armrests	Standard	Standard	Standard	Standard	Standard	Standard	Standard	Standard	Standard	Standard	N/A
Suspension Seat	Optional	Optional	Standard	Standard	Standard	Standard	N/A	N/A	N/A	N/A	N/A
Service Jack	N/A	Optional	Optional	Optional	Optional	Optional	Optional	Optional	Optional	N/A	N/A
Professional Stripe Kit	N/A	Optional	Optional	Optional	Optional	Optional	Optional	Optional	Optional	N/A	N/A
Folding ROPS	Standard	Standard	Standard	Standard	Standard	Standard	Optional	N/A	N/A	N/A	N/A

SPECIFICATIONS

ISX™ IS® SERIES

	IS® 600	IS® 700	ISX™ 800	ISX™ 2200
Part #:	5901731	5901838	5901933	5901847
Engine Brand	Briggs & Stratton® Commercial Series	Briggs & Stratton® Commercial Series	Briggs & Stratton® Commercial Series EFI ETC	Vanguard® 810 EFI with Oil Guard™
Power Rating (hp)	25 *	27 *	27 *	28 *
Displacement (cc)	724	810	810	810
PTO	Electric	Electric	Electric	Electric
Cylinders	2	2	2	2
Starter	Electric	Electric	Electric	Electric
Oil Guard™ System	N/A	N/A	N/A	Standard
Fuel Tank Capacity (Litres)	20.8	20.8	20.8	41.6
Mower Deck				
Cutting Width (in.)	48 (122 cm)	52 (132 cm)	52 (132 cm)	61 (155 cm)
Cutting Height (in.)	1.5 - 4.5 (38 - 114 mm)	1.5 - 5 (38 - 127 mm)	1.5 - 5 (38 - 127 mm)	1.5 - 5 (38 - 127 mm)
Spindles	Aluminium greaseable	Aluminium greaseable	Aluminium greaseable	Cast-iron greaseable
Deck Construction	10-gauge, fabricated	iCD™ Cutting System	iCD™ Cutting System, 2-belt	iCD™ Cutting System, 2-belt
Suspension & Drive Train				
Suspension	Adjustable front and rear coil-over-shocks with pivoting front axle and a rear swing-arm with large adjustable coil-over-shocks	Adjustable front and rear coil-over-shocks with pivoting front axle and a rear swing-arm with large adjustable coil-over-shocks	ForeFront™ Suspension System - Front independent with four cast-iron control rods paired with medium size adjustable coil-over shocks and a rear swing-arm with large adjustable coil-over shocks	ForeFront™ Suspension System - Front independent with four control rods paired with large size adjustable coil-over shocks and a rear swing with large adjustable coil-over shocks
Transmission	Dual commercial Hydro-Gear® ZT-3200® transaxles with 7" cooling fans	Dual commercial Hydro-Gear ZT-3200® transaxles with 7" cooling fans	Dual, commercial Hydro-Gear ZT-3400® transaxles with 7" cooling fans	Dual, commercial Hydro-Gear® ZT-4400™ transaxles with 8.3" cooling fans
Drive Axles (in)	1.125	1.125	1.125	1.375
Caster Tyres (in)	13 x 6.5 - 6	13 x 6.5 - 6	13 x 6.5 - 6	13 x 6.5 - 6
Drive Tyres (in)	22 x 11 - 10	22 x 11 - 10	23 x 10.5 - 12	24 x 12 - 12
Speed				
Speeds-Fwd (kph)	0 - 16.1	0 - 16.1	0 - 16.1	0 - 16.1
Speeds-Rev (kph)	0 - 8.1	0 - 8.1	0 - 8.1	0 - 8.1
Dimensions				
Overall Length (mm)	2032	2058	2058	2096
Overall Width (mm) Deflector Down / Up	1601 / 1296	1696 / 1436	1651 / 1448	1982 / 1563
Dry Weight (kg)	428	481	508	634
Operator Systems				
Seat Package	Mid-back seat with arm rests	Mid-back seat with arm rests	Premium mid back suspension seat with armrests	Premium high-back suspension seat with arm rests, adjustable lumbar and back recline
ROPS	Non-foldable	180° foldable	180° foldable	180° foldable
Instrumentation	Dual-function hour meter, fuel level gauge in tank	Dual-function hour meter, fuel level gauge in tank	Dual-function hour meter, fuel level gauge in tank	Dual-function hour meter, fuel level gauge in each tank
Controls / Safety Group	Seat activated engine kill, clutch safety switch, neutral and parking brake safety circuit/adjustable twin steering controls	Seat activated engine kill, clutch safety switch, neutral and parking brake safety circuit/adjustable twin steering controls	Seat activated engine kill, clutch safety switch, neutral and parking brake safety circuit/adjustable twin steering controls	Seat activated engine kill, clutch safety switch, neutral and parking brake safety circuit/adjustable twin steering controls
Parking Brake / Safety Circuit	Hand-operated internal transaxle brake	Hand-operated internal transaxle brake	Hand-operated internal transaxle brake	Hand-operated internal transaxle brake
Warranty†				
Engine	3-Year limited manufacturer's warranty †			
Balance of Machine	4-Year limited warranty (48 months) or 500 hours, whichever occurs first. Unlimited hours during the first 2 years (24 months). Coil-over-shocks and all suspension related components are covered for 5 years (60 months) unlimited hours. Coverage on other components varies, please see operator's manual for complete details. †			

* All power levels are stated gross horsepower at 3600 RPM per SAE J1940 as rated by Briggs & Stratton.

► Indicates Model Upgrade/Increase

ISX™ 3300			
	5901857	5901858 + 5901572	5901858 + 5901580
►	Vanguard® BIG BLOCK™ EFI with Oil Guard™	Vanguard® BIG BLOCK™ EFI with Oil Guard™	Vanguard® BIG BLOCK™ EFI with Oil Guard™
►	37 *	37 *	37 *
	993	993	993
		Electric	
		2	
		Electric	
		Standard	
		41.6	

	61 (155 cm)	► 72 SD (183 cm)	72 RD (183 cm)
		1.5 - 5 (38 - 127 mm)	
►		Hercules™ II Cast-Iron	
		iCD™ Cutting System, 2-belt	

	ForeFront™ Suspension System - Front independent with four control rods paired with large size adjustable coil-over shocks and a rear swing with large adjustable coil-over shocks		
►	Dual commercial Hydro-Gear® ZT-5400 Powertrain® transaxles with 9" cooling fans		
		1.375	
►		13 x 6.5 - 6	
		26 x 12 - 12	

►		0 - 19.3	
		0 - 8.1	

		2147	
	1956 / 1690	2185 / 1880	
	667	717	

►	Premium high-back suspension seat with arm rests, multi-position head rest, adjustable lumbar and back recline		
		165° foldable	
	Dual-function hour meter, fuel level gauge in each tank		
	Seat activated engine kill, clutch safety switch, neutral and parking brake safety circuit, adjustable twin steering controls		
	Hand-operated internal transaxle brake		

	3-Year limited manufacturer's warranty †		
--	--	--	--

4-Year limited warranty (48 months) or 500 hours, whichever occurs first. Unlimited hours during the first 2 years (24 months). Coil-over-shocks and all suspension related components are covered for 5 years (60 months) unlimited hours. Coverage on other components varies, please see operator's manual for complete details. †

IS® 2600		IS® 5100	
	5901722		5900979
	Yanmar™ Diesel		Caterpillar® 3 Cylinder Liquid Cooled Diesel
	24 ^	►	33.5 ^
	904	►	1500
	Electric		Electric
	3		3
	Electric		Electric
	N/A		N/A
	41.6	►	56.8

	61 (155 cm)	►	61 (155 cm) or 72 (182.88) SD or RD
	1.75 - 5 (45-129 mm)	►	1.5 - 6 (38 - 152 mm)
	Cast-iron greaseable	►	Hercules™ II Cast-Iron
	iCD™ Cutting System		iCD™ Cutting System

	Independent front control arms with large adjustable coil-over-shocks and a rear swing-arm with large adjustable coil-over-shocks	►	Independent front control arms with large adjustable HP coil-over-shocks and a rear cast iron A arms with dual adjustable HP coil-over-shocks
	Dual commercial Hydro-Gear® ZT-4400™ transaxles with 8.3" cooling fans	►	Dual Hydro-Gear® Pumps and wheel motors
	1.375		1.25
	13 x 6.5 - 6		13 x 6.5 - 6
	24 x 12 - 12	►	26 x 12 - 12

	0 - 16	►	0 - 19.3
	0 - 8.1		0 - 9.6

	2191		2210
	1950 / 1613		196 / 161 224 / 188
	729		1008

	Premium high-back with arm rests		Premium high-back with arm rests
	180° foldable		165° foldable
	Dual-function hour meter, fuel level gauge in each tank		Dual-function hour meter, fuel level gauge in each tank
	Seat activated engine kill, clutch safety switch, neutral and parking brake safety circuit, adjustable twin steering controls		Seat activated engine kill, clutch safety switch, neutral and parking brake safety circuit, adjustable twin steering controls
	Hand-operated internal transaxle brake		Disc brake

	2-Year limited manufacturer's warranty †		2-Year limited manufacturer's warranty †
--	--	--	--

4-Year limited warranty (48 months) or 500 hours, whichever occurs first. Unlimited hours during the first 2 years (24 months). Coil-over-shocks and all suspension related components are covered for 5 years (60 months) unlimited hours. Coverage on other components varies, please see operator's manual for complete details. †

^ Power level as rated by engine manufacturer.

† See operator's manual or dealer for complete warranty details. Refer to engine operator's manual for engine warranty.

SPECIFICATIONS

S SERIES & SRS SERIES

► Indicates Model Upgrade/Increase

	400S		S65		SRS Z1
Part #:	5901740	5901706	2691384	2691386	5901676
Engine Brand	Briggs & Stratton® Commercial Series		Briggs & Stratton® Commercial Series		Kawasaki® FX600V
Power Rating (hp)	23 *	23 *	25 *	25 *	19**
Displacement (cc)	724	724	724	724	603
PTO	Electric		Electric		Electric
Cylinders	2		2		2
Starter	Electric		Electric		Electric
Fuel Tank Capacity (litres)	20.8		11.4		22.7
MOWER DECK					
Cutting Width (in)	48 (122 cm) ►	48 RD (122 cm)	42 (106 cm) ►	52 (132 cm)	36 RD (91 cm)
Cutting Height (in)	1.5 - 4.5 (38 - 114 mm)		1.5 - 4.5 (38 - 114 mm)		1.75 - 4.5 (44 - 114 mm)
Spindles	Aluminium greaseable		Aluminium greaseable		Aluminium greaseable
Deck Construction	10-gauge fabricated	10-gauge fabricated, 3 in 1 mulch / side / rear discharge	12-gauge fabricated	10-gauge fabricated	10 gauge, fabricated, rear discharge
SUSPENSION & DRIVE TRAIN					
Suspension	Front and rear adjustable coil-over-shocks		Front coil-over shocks ►	Front and rear adjustable coil-over shocks	Adjustable coil-over shock; Operator Suspension Platform
Transmission	Dual Hydro-Gear® ZT-3100® transaxles with 7" cooling fans		Dual Hydro-Gear® ZT-2800 premium transmissions with charge pumps		Hydro-Gear® ZT-3400® transaxles with 7" cooling fans
Drive Axles (in)	1		1		1.125
Caster Tyres (in)	11 X 6 - 5		11 X 4 - 5		11 x 4 - 5, Flat Free
Drive Tyres (in)	20 X 10 - 10		20 x 7 - 10 / 20 x 10 - 10		12 x 8.5 - 12
SPEED					
Speeds-Fwd (kph)	0 - 12.8		0 - 12.8		0 - 12.8
Speeds-Rev (kph)	0 - 6.43		0 - 6.43		0 - 6.4
DIMENSIONS					
Overall Length (mm)	1867		1867		1620
Overall Width (mm)	1499 / 1347		1400 / 1120 42"		920
Deflector Down / Up			1650 / 1380 52"		
Dry Weight (kg)	342		342		368
OPERATOR SYSTEMS					
Seat Package	Mid-back seat with arm rests		Contour, with arm rests		N/A
Instrumentation	Dual-function hour meter, fuel level gauge in tank		Fuel level gauge, hour meter		Fuel gauge, hour meter
ROPS	N/A		N/A		Dual-function hour meter, fuel level gauge
Controls / Safety Group	Adjustable twin fold out 1" tubular steering levers with comfort grip		Adjustable twin fold out 1" tubular steering levers with comfort grip		Operator presence in platform, parking brake safety circuit for starting engine, automatic PTO restart
Parking Brake / Safety Circuit	Integrated transaxle brake		Integrated transaxle brake		Hand-operated internal transaxle brake
WARRANTY†					
Engine	2-Year commercial †		2-Year commercial †		3-Year limited manufacturer's warranty †
Balance of Machine	4-Year limited warranty (48 months) or 500 hours, whichever occurs first. Unlimited hours during the first 2 years (24 months). Coil-over-shocks and all suspension related components are covered for 5 years (60 months) unlimited hours. Coverage on other components varies, please see operator's manual for complete details †		3-Year Limited OR 565 hours, whichever comes first †		4-Year limited warranty (48 months) or 500 hours, whichever occurs first. Unlimited hours during the first 2 years (24 months). Coil-over shocks and all suspension related components are covered for 5 years (60 months) unlimited hours. Coverage on other components varies, please see operator's manual for complete details. †

* All power levels are stated gross horsepower per SAE J2723 as rated by Kawasaki.

† See operator's manual or dealer for complete warranty details. Refer to engine operator's manual for engine warranty.

WARRANTIES

We equip you to get the job done, but we don't stop there. We protect your investment with our robust commercial warranties.

▶ **RIDE-ONS**

The unmatched 2+2 Year limited warranty covers all IS, ISX, and 400S Series ride-on commercial mowers for four years (48 months) or 500 hours, whichever occurs first. During the first two years (24 months), the mower is covered for unlimited hours.

Belts, tyres, brake pads, battery and blades are covered for 90 days.

The S65 Series have a limited warranty for three years (36 months) or 565 hours, whichever occurs first.

▶ **STAND-ONS**

The unmatched 2+2 Year limited warranty covers all stand-on commercial mowers for four years (48 months) or 500 hours, whichever occurs first. During the first two years (24 months), the mower is covered for unlimited hours.

The transaxles are covered by a limited warranty for 3 years (36 months).

Belts, tyres, brake pads, battery and blades are covered for 90 days.

▶ **SUSPENSION**

All consumers who purchased a Ferris riding mower with suspension will have the coil-over shocks and all suspension-related components covered for 5 years (60 months), unlimited hours.

▶ **BELTS**

The 2-belt decks on the ISX3300, ISX2200 and ISX800 come with a limited warranty of three years (36 months) or 300 hours, whichever occurs first. The warranty covers parts & labor in year one and parts only in years two and three.

The traditional single belt decks on the other mowers come with a limited warranty of one year (12 months) or 100 hours, whichever occurs first. The warranty covers parts & labor.





**0% INTEREST[^]
OPTIONS
P.A. AVAILABLE**

[^]*Approved applicants only. Fees, terms, conditions & minimum finance amount apply, incl. \$99 Annual Fee charged at the time the first debit is charged to your humm90 Mastercard Account and annually on the anniversary of that date. When you have met the Interest Free Criteria, the Annual Fee must be paid in full within the Interest Free Period or it will attract interest. If you do not meet the Interest Free Criteria the Annual Fee will attract interest from the date the Annual Fee is debited to your humm90 Mastercard Account. Up to 110 days Interest Free on humm90 Mastercard purchases (excluding cash advances) when you meet the Interest Free Criteria. Failure to make the required payments will result in you no longer meeting the Interest Free Criteria meaning that all new transactions from that day will be interest bearing from the date of the transaction. Any outstanding balance after the Interest Free Period reverts to the humm90 Mastercard Purchase Rate. Minimum monthly repayment required. Interest (charged at the Expired Promotional Rate) payable on outstanding balances after any Interest Free Period in relation to a Promotional Offer. See humm90.com/au for current interest rates. Only available at humm90 Mastercard retail partners. Credit provided by humm Cards Australia Pty Ltd ABN 31 099 651 877 Australian Credit Licence number 247415.



MADE IN THE USA

WITH GLOBAL MATERIALS

The quality you experience when you invest in a piece of Ferris equipment is not an accident. Each component is designed to our exacting standards by our engineers who are hyper-focused on quality. Each machine is built by our hard-working team members in our Sherrill, NY and who are proud to produce and deliver premium equipment that helps you get the job done.



WORK HARD. FEEL GOOD.

FERRISMOWERS.COM.AU

- ▶ [Locate Your Dealer](#)
- ▶ [Financing Offers](#)
- ▶ [Productivity Calculator](#)
- ▶ [Technical Support](#)

Kawasaki® is a registered trademark of Kawasaki Motors Corporation.

Hydro-Gear® is a registered trademark of Hydro-Gear Inc. and is used under license.

Yanmar™ is a trademark of Yanmar.

Briggs & Stratton: All power levels are stated gross horsepower at 3600 rpm per SAE J1940.

Caterpillar® is a registered trademark of Caterpillar Inc.

Yanmar: Power rated by engine manufacturer

Briggs & Stratton has a policy of continuous product improvement and reserves the right to modify its specifications at any time and without prior notice. Products may vary from images shown.

