



FERRIS®

2026 PRODUCT CATALOGUE





Over 20 years ago, Ferris set the bar as the first and only manufacturer to integrate suspension into the mowing experience. With racing in our DNA, we understood the positive impact suspension had on speed and control, so we applied it to our mowers. In fact, we first patented our suspension system with Todd Gordon, who went on to be a winning NASCAR crew chief. We revolutionised the commercial cutting landscape and continue to raise the bar with industry-leading suspension.

Our racing inspired, automotive style suspension and integrated cutting decks are engineered to deliver a quality cut faster, allowing you to earn profits and bragging rights. Our suspension is not just a feature or a marketing gimmick, it is a game changer that simply has to be experienced. Others have tried, but there's a difference you can feel only on a Ferris. True suspension changes everything.

EXPERIENCE SUSPENSION.



CONTENTS

| | |
|---------------------------|----|
| WHY FERRIS® | 04 |
| ZERO TURNS | 06 |
| STAND-ONS | 18 |
| COLLECTION SYSTEMS | 22 |
| ACCESSORIES & ATTACHMENTS | 23 |
| SPECIFICATIONS | 24 |

FOREFRONT™ SUSPENSION

INDUSTRY-LEADING SUSPENSION TECHNOLOGY

INDEPENDENT FRONT AXLES

+

ISOLATED DECK

+


FOUR STEEL CONTROL RODS

+


COIL-OVER SHOCKS



Automotive technology inspires our suspension, we suspect office chairs inspired others. Beginning with independent suspension, each side of the mower absorbs bumps and holes in the yard without scalping.



Our high performance cutting deck has been engineered specifically to finish your most demanding jobs at higher speeds while maintaining a smooth, consistent, scalp-free cut.



Four steel control rods help keep the castor wheel in an ideal vertical position - virtually eliminating castor wheel chatter. The result, a smooth ride and straight lines. Fast never felt so good.



Coil-over shocks mounted to the axles manage the spring action and create a smooth ride. Each progressive spring is fully adjustable for different operators' weights.

iCDTM+ CUTTING SYSTEM

DELIVERING NEXT-LEVEL PERFORMANCE AND SUPERIOR RESULTS

The new and improved iCDTM+ Cutting System offers better durability, greater efficiency and increased quality of cut for selected Ferris 52", 60", and 72" decks on our commercial mowers. Not only does our exclusive system ensure a smooth, consistent and scalp-free cut, it is engineered to take on, cut and disperse large amounts of grass at speed. Easily handle unforgiving terrain and get that picture perfect cut every time. When you look back, you'll be glad you bought a Ferris.

iCDTM+ FEATURES

- ▶ **REINFORCED ROUNDED TRIM EDGE**
- ▶ **REDESIGNED BAFFLE**
- ▶ **INCREASED BLADE OVERLAP**
- ▶ **WIDER DISCHARGE OPENING**

NEW & IMPROVED

DECK DURABILITY

The flat nose design with a reinforced rounded trim edge resists cracks, deflects impact and provides durability in areas that may be more vulnerable. Plus, the anti-scalp wheel is bolted on, not welded - so it can be easily replaced when needed.

MOWING EFFICIENCY

A wider discharge opening reduces grass buildup that causes mowers to bog down while the redesigned baffle increases vacuum for better clipping ejection.

CUT QUALITY

Increased blade overlap and redesigned baffle create maximum vacuum, pulling the grass up, for a premium cut without stragglers.



300S

500S

S SERIES

The S series delivers power in a compact size. Designed for small acreage or manoeuvring around intricate landscaping, with suspension for a smooth operation.

3-YEAR LIMITED DOMESTIC USE WARRANTY*

4-YEAR / 300 HOUR LIMITED WARRANTY*

ZERO



IS 600

IS 700

IS® SERIES

End the day feeling good with the IS Series commercially inspired mowers featuring independent suspension technology and powerful engine options. Whether you run a fleet or are a land owner there is a unique solution for you.

2+2 YEAR LIMITED WARRANTY* + 5-YEAR LIMITED SUSPENSION WARRANTY* + 3-YEAR LIMITED BELT WARRANTY*

* See operator's manual or ferrismowers.com.au for complete warranty details. Refer to the engine operator's manual for engine warranty details.

TURN



ISX 800



ISX 2200



ISX 3300

ISX™ SERIES

Our leadership in suspension technology excels in the industry-leading ForeFront™ Suspension System. Delivering a premium, cushioned ride that drastically reduces shock to your body, as well as the mower, and enables you to mow faster and get done quicker than ever before. Be in control of your productivity and comfort, without sacrificing cut quality with the Ferris ISX Series.



IS 2600



IS 6200

DIESEL IS® SERIES

Step up to the diesel IS Series for exceptional performance in an industry-leading package. With powerful engine options from CAT® and Yanmar™ there is a reliable diesel solution to answer any challenge. Plus, while they pack a punch for performance, they don't sacrifice comfort with their 4-point suspension system, which delivers a comfortable, sustainable ride for less downtime.

2+2 YEAR LIMITED WARRANTY* + 5-YEAR LIMITED SUSPENSION WARRANTY* + 3-YEAR LIMITED BELT WARRANTY*

300S

Now in a compact footprint, the 300S delivers a premium, commercially inspired platform that meets the needs of home owners and land owners alike. As expected with Ferris, the 300S provides suspension technology, serving up speed, cut quality, comfort, and durability.



SCAN for more
product info

| MODEL | ENGINE | DECK |
|---------|--|------|
| 5902149 | Briggs & Stratton® PXi Series™ (23 hp*/724 cc) | 42" |
| 5902148 | Briggs & Stratton® PXi Series™ (23 hp*/724 cc) | 48" |
| 5902147 | Briggs & Stratton® PXi Series™ (25 hp*/724 cc) | 52" |

Available accessories:

Collection systems (42" & 48" models), armrest kit, mulch kit, LED light kit

▶ COMPACT MANOEUVRABILITY

The combination of a smaller frame and deck size options allows for easy manoeuvrability in tight spaces or around intricate landscaping

▶ FEATURES WITHIN REACH

You don't have to settle for less. 300S is loaded with commercially inspired components, including the suspension we are known for, delivering a smooth ride and quality cut at faster speeds

Commercially inspired design

Powered by Briggs & Stratton® PXi Series™ OHV V-Twin, experience smooth power in various turf conditions

Fabricated mowing deck

Durable, fabricated mowing decks provide reliable cutting performance and include anti-scalp wheels

Hydro-Gear® transaxles

Dual transaxles with 7" cooling fans repel debris and provide consistent power 42" & 48" decks: ZT-2200, 52" deck: ZT-2800®

Ground speeds up to 12.8 kph

The suspension and high powered components deliver a high speed mowing experience without sacrificing cut quality

* Power levels are stated gross horsepower at 3600 rpm per SAE J1940 as rated by Briggs & Stratton.

500S

The 500S zero turn mower is packed with essential features to deliver reliable productivity and performance. 4-point suspension saves your body from the pains of continuous mowing. Plus, the commercial-like performance and extras like the LED headlight make for a confident mowing experience season after season.



SCAN for more
product info



| MODEL | ENGINE | DECK |
|---------|---|------|
| 5902182 | Briggs & Stratton® CXi Series (25 hp*/724 cc) | 48" |
| 5902183 | Briggs & Stratton® CXi Series (25 hp*/724 cc) | 52" |

Available accessories:

Collection systems, mulch kit, trailer hitch kit, service jack

INDEPENDENT SUSPENSION

Equipped with swing-arm rear and pivoting front coil-over shocks means less concern for uneven ground, and more focus on getting work done

COMMERCIAL GRADE POWER

Briggs & Stratton® CXi Series engines are built with the ultimate in dust and particle filtration, an advanced debris management system and a beefed up cylinder block structure

Convenient components

Confidently mow day or dusk with the standard integrated LED headlight, premium mid-back seat, and improved engine protection

Fabricated mowing deck

The fabricated 10-gauge steel mowing deck is durable and provides reliable cutting performance in a variety of conditions

Hydro-Gear transaxles

Dual commercial transaxles with 7" cooling fans repel debris and provide consistent power. All models feature ZT-3100 transaxles

Confident traction

22 inch rear drive tyres and large front castors ensure wheel contact for dependable traction in varying conditions

Ground speeds up to 12.8 kph

The suspension and high powered components deliver a high speed mowing experience without sacrificing cut quality

Foot operated deck lift

Changes cut height in 0.25" increments from 1.5" to 4.5" (38mm-114mm)

* Power levels are stated gross horsepower at 3600 rpm per SAE J1940 as rated by Briggs & Stratton.

IS 600

The IS 600 is a compact zero turn with the productivity and comfort features that landowners and contractors are looking for. Featuring independent suspension technology, heavy duty Hydro-Gear® ZT-3200™ drive system and speeds up to 16 kph, this mower can tackle tight spaces while providing maximum manoeuvrability and productivity.

| MODEL | ENGINE | DECK |
|---------|---|------|
| 5902112 | Briggs & Stratton® CXi Series (25 hp*/724 cc) | 48" |

Available accessories:

Mulch kit, trailer hitch kit, flat-free castor tyres, headlight kit, service jack, magnetic deck pin



Overseas model shown.

► **COMMERCIAL GRADE POWER**

Briggs & Stratton CXi Series engines are built with the ultimate in dust and particle filtration, an advanced debris management system, and a beefed up cylinder block structure

► **COMPREHENSIVE WARRANTY***

Coil-over shocks and all suspension related components are covered for 5 years (60 months), unlimited hours

Independent suspension system

Pivoting front axle plus small shocks and medium rear shocks allow the wheels to follow the ground and improve comfort in a wide variety of conditions

Fabricated 10-gauge steel deck

Double top deck, overlap welded corners and double reinforced side skirts, steel reinforced leading edge

Hydro-Gear ZT-3200 transaxles

Dual commercial transaxles with 7" cooling fans repel debris

Cast aluminium spindles

1" steel inner shaft and sealed ball bearings

22" turf-friendly rear tyres

Large rear tyres provide increased traction and performance

Ground speeds up to 16 kph

Cover more grass in less time for increased productivity

* Power levels are stated gross horsepower at 3600 rpm per SAE J1940 as rated by Briggs & Stratton.

IS 700

Mow more lawn in less time. The IS 700 Series, with a 52" cutting width, features independent suspension technology, iCD™ Cutting System, heavy duty Hydro-Gear ZT-3200 drive system and speeds up to 16 kph. This mower is full of features to improve the quality of cut and increase productivity and comfort.



Overseas model shown.

| MODEL | ENGINE | DECK |
|---------|---|---------|
| 5902108 | Briggs & Stratton® CXi Series (27 hp*/810 cc) | 52" iCD |

Available accessories:

Mulch kit, trailer hitch kit, flat-free castor tyres, LED light kit, service jack, magnetic deck pin

► **INDEPENDENT SUSPENSION SYSTEM**

Pivoting front axle plus small shocks and medium rear shocks allow the wheels to follow the ground and improve comfort in a wide variety of conditions

► **STAND-OUT PERFORMANCE**

The well-tuned steering system delivers smooth and confident operation for excellent performance time after time

iCD Cutting System

Specially engineered for the best quality cut and longer component life

Hydro-Gear ZT-3200 transaxles

Dual commercial transaxles with 7" cooling fans to repel debris

Cast aluminium spindles

1" steel inner shaft and sealed ball bearings

22" turf-friendly rear tyres

Large rear tyres provide increased traction and performance

Ground speeds up to 16 kph

Cover more grass in less time for increased productivity

Capacity of 20.8 Litres of unleaded fuel

* Power levels are stated gross horsepower at 3600 rpm per SAE J1940 as rated by Briggs & Stratton.

ISX 800

The ISX 800 is engineered to increase efficiency and comfort. Combining next-generation engine technology with Ferris' ForeFront™ Suspension and iCD™+ Cutting System, for less downtime, a smoother ride and improved cut.



SCAN for more product info



| MODEL | ENGINE | DECK |
|---------|---|----------|
| 5902189 | Briggs & Stratton® CXi Series EFI-ETC w/ Oil Xtend™ (27 hp*/810 cc) | 52" iCD+ |
| 5902173 | Briggs & Stratton® CXi Series EFI-ETC w/ Oil Xtend™ (27 hp*/810 cc) | 60" iCD+ |

Available accessories:

Collection system (52" model), mulch kit, trailer hitch kit, flat-free castor tyres, LED light kit, service jack

▶ FOREFRONT SUSPENSION SYSTEM

The patented system utilises medium shocks with four upper and lower control rods that ensure the front castor bearing remains vertical through the full range of travel for an exceptionally smooth ride

▶ EFI-ETC ENGINE WITH OIL XTEND™

Both models feature the Briggs & Stratton CXi Series engine with Oil Xtend technology, extending oil change intervals to 250 hours, as well as Electronic Fuel Injection (EFI) and Electronic Throttle Control (ETC) for reliable starting, improved response and efficiency

NEW iCD+ Cutting System

Redesigned to deliver next-level performance, increased durability and superior results

NEW USB Port

USB Type A & C located on the dash panel for easy access and charging. 2.1A x 2 output and moisture rated to IP67

Hydro-Gear ZT-3400 transaxles

Dual commercial transaxles with 7" cooling fans to repel debris

Ground speeds up to 16 kph

Cover more grass in less time for increased productivity

Cast aluminium spindles

Greaseable bearings provide a longer usable life

Capacity of 20.8 Litres of unleaded fuel

* Power levels are stated gross horsepower at 3600 rpm per SAE J1940 as rated by Briggs & Stratton.

ISX 2200



Take productivity and comfort up a notch. The ISX 2200 boasts our most advanced suspension technology – ForeFront™ Suspension, ensuring operator comfort. The new iCD™+ Cutting System delivers unrivaled cut quality and the heavy duty Hydro-Gear ZT-4400™ transaxle drive system provides power and durability to get the job done. The Vanguard® Oil Guard™ system reduces maintenance costs[‡] and increases productivity by allowing you to mow up to 500 hours between oil changes.



| MODEL | ENGINE | DECK |
|---------|---|----------|
| 5902081 | Vanguard® 810cc EFI with Oil Guard™ (28* hp/810 cc) | 60" iCD+ |

Available accessories:

Collection system, mulch kit, trailer hitch kit, flat-free castor tyres, LED light kit, service jack

▶ FOREFRONT SUSPENSION SYSTEM

The patented system utilises large shocks with four upper and lower control rods that ensure the front castor bearing remains vertical through the full range of travel for an exceptionally smooth ride

▶ PREMIUM SUSPENSION SEAT

Premium high-back suspension seat with armrests, adjustable lumbar and back recline

USB Port

USB Type A & C located on the dash panel for easy access and charging. 2.1A x 2 output and moisture rated to IP67

iCD+ Cutting System

Redesigned to deliver next-level performance, increased durability and superior results

Hydro-Gear ZT-4400 transaxles

Dual commercial transaxles with 8.3" cooling fans to repel debris

Cast iron spindles

8" diameter with greaseable bearings for improved durability in demanding conditions

Unleaded fuel capacity of 41.6 Litres

Rugged twin 20.8 litre fuel tank for increased productivity

24" turf-friendly rear tyres

Tapered bumper with built-in tie down points

Provides added engine protection and angled design provides more ground clearance

* Power levels are stated gross horsepower at 3600 rpm per SAE J1940 as rated by Briggs & Stratton.

‡ Cost savings based on oil maintenance with 100 hour interval versus Oil Guard System 500 hour service interval.



ISX 3300

Featuring ForeFront Suspension and extra large shocks, the ISX 3300 is the most productive petrol powered zero turn mower in our lineup. Powered by the Vanguard® BIG BLOCK™ with EFI-ETC engine for fuel savings, easy starting and smooth, consistent productivity.



SCAN for more product info



Unit pictured with optional Michelin Tweel tyres fitted

| MODEL | ENGINE | DECK |
|-------------------|--|------------|
| 5902068 | Vanguard® BIG BLOCK™ EFI-ETC with Oil Guard™ (40 hp*/993 cc) | 60" iCD+ |
| 5902118 + 5901932 | Vanguard® BIG BLOCK™ EFI-ETC with Oil Guard™ (40 hp*/993 cc) | 72" Triple |

Available accessories:

Collection system (60"), mulch kit, trailer hitch kit, LED light kit, service jack, Michelin Tweel tyres



▶ FOREFRONT SUSPENSION SYSTEM

The patented system utilises extra large shocks with four upper and lower control rods that ensure the front castor bearing remains vertical through the full range of travel for an exceptionally smooth ride

▶ VANGUARD BIG BLOCK EFI-ETC WITH OIL GUARD

The 40hp* Vanguard BIG BLOCK EFI-ETC engine features the Oil Guard System, reducing maintenance time and costs by up to 60%†

Triple deck

The all-in-one solution including side discharge, rear discharge and mulching options for optimum flexibility (72" model)

USB Port

USB Type A & C located on the dash panel for easy access and charging. 2.1A x 2 output and moisture rated to IP67

iCD+ Cutting System

Redesigned to deliver next-level performance, increased durability and superior results (60" Model)

Vanguard electronic throttle control (ETC)

This new technology allows the engine to harness all the power that is generated for more consistent blade tip speed

Hydro-Gear ZT-5400 Powertrain® transaxles

Dual commercial transaxles with 9" cooling fans to repel debris

Hercules™ II spindles

Greaseable bearings and heavy duty cast iron construction

Product shown with optional accessories and may vary.

* Power levels are stated gross horsepower at 3600 rpm per SAE J1940 as rated by Briggs & Stratton.

† Cost savings based on oil maintenance with 100 hour interval versus Oil Guard System 500 hour service interval.

IS 2600

The IS 2600 mower builds on the Ferris zero turn legacy, offering diesel power with premium features and enhanced productivity. Featuring our iCD Cutting System, long-life greaseable cast iron spindles and the legendary suspension Ferris is known for, this machine truly performs under the rigours of professional landscaping.



| MODEL | ENGINE | DECK |
|---------|---|---------|
| 5901934 | Yanmar™ Diesel (23 hp [^] /904 cc) | 61" iCD |

Available accessories:

Mulch kit, trailer hitch kit, flat-free castor tyres, LED light kit, deluxe high-back suspension seat, service jack

► **EFFICIENT DIESEL POWER**

Efficient Yanmar™ 3-cylinder diesel engine provides lasting power in the most demanding of conditions

► **INDEPENDENT SUSPENSION SYSTEM**

Consists of adjustable rear coil-over shocks and independent adjustable front coil-over shocks

iCD Cutting System

Specially engineered for the best quality cut and longer component life

Hydro-Gear ZT-4400™ transaxles

Dual commercial transaxles with 8.3" cooling fans to repel debris

Cast iron spindles

8" diameter with greaseable bearings for improved durability in demanding conditions

24" turf-friendly rear tyres

Commercial grade performance optimises stability and traction

Ground speeds up to 16 kph

Cover more grass in less time for increased productivity

Diesel fuel capacity of 41.6 Litres

Twin rugged 20.8 litre fuel tanks for less downtime to fill up

[^] Power rated by engine manufacturer.

IS 6200



SCAN for more
product info

Big jobs need a big mower, and the IS 6200 was purpose-built to tackle challenges with power and efficiency. The 48 hp[^] CAT[®] turbo diesel engine provides dominating power, and the suspension system ensures operator comfort. A 72" cutting width and speeds up to 19.3 kph allow crews to handle municipal and large acreage properties easily.

| MODEL | ENGINE | DECK |
|---------|---|----------|
| 5902163 | CAT [®] Turbo Diesel (48 hp [^] /1700 cc) | 72" iCD+ |

Available accessories:

Mulch kit, flat-free castor tyres, service jack



▶ **CAT TURBO DIESEL ENGINE**

Delivering a top speed of 19.3 kph, this market-separating engine has a life expectancy double that of petrol engines between 4,000 and 5,000 hours and is rated at 48[^] hp (the highest for a zero turn mower in this class)

▶ **DIGITAL MONITORING DISPLAY**

Interactive onboard display maintains and monitors the performance and operation of the mower for peak performance

USB Port

USB Type A & C located on the dash panel for easy access and charging. 2.1A x 2 output and moisture rated to IP67

iCD+ Cutting System

Redesigned to deliver next-level performance, increased durability and superior results

Independent suspension system

Uses rear swing arms and front control arms with large adjustable coil-over shocks to minimise castor chatter and deliver a smooth ride

Hydraulic deck lift

Foot activated hydraulic deck lift system for easy lifting and lowering

Heavy duty clutch & gearbox

A hand operated 450 ft lb Warner Electric clutch and a right-angled Curtis[®] gearbox with dual 1" shafts harness more horsepower

Durable hydrostatic drive system

Dual 21cc pumps with 20.6 cu in wheel motors. A large, dedicated external oil cooler services the drive system to maintain performance in all conditions

[^] Power is rated for 48 gross horsepower at 2800 rpm as rated by CAT.

STAND



SRS Z1



SRS Z2

SRS™ SERIES

Expanding on our zero turn lineup of commercial lawn mowers, the Soft Ride Stand-on (SRS™) Series of stand-on mowers delivers the kind of heightened productivity that has become synonymous with the Ferris brand, in a stand-on machine. Precision engineered for superior manoeuvrability and balanced stability and traction, the ergonomically designed SRS Z1 and Z2 mowers are loaded with innovative features that live up to Ferris' unwavering commitment to helping you work faster, take on more jobs, and finish the day feeling good.

2+2 YEAR LIMITED WARRANTY[†] + 5-YEAR LIMITED SUSPENSION WARRANTY[†] + 3-YEAR LIMITED BELT WARRANTY[†]

ONS



SRS Z1

Ideal for tight gates and smaller trailers the SRS Z1 offers excellent productivity in a compact frame. True to the Soft Ride Stand-on (SRS) series, the adjustable operator platform on the Z1 features suspension technology, improving operator comfort and performance.

| MODEL | ENGINE | DECK |
|---------|-----------------------------------|-----------------------------|
| 5901943 | Kawasaki® FX600V (19 hp**/603 cc) | 36" Rear Discharge/Mulching |

Available accessories:
LED light kit



► SUSPENSION PLATFORM SYSTEM

The operator platform is suspended by a coil-over shock with five adjustable positions, optimising operator comfort and increasing productivity

► SPEED CONTROL SETTING

The easy locking 3-position speed control setting is conveniently located and requires no tools to facilitate smooth operation in a wide range of conditions

Versatile cutting deck

The 36" rear discharge cutting deck with no side chute allows for easy access through gates. Mulching kit included as standard

Hydro-Gear ZT-3400 transaxles

Dual commercial transaxles with 7" cooling fans with a 3-year limited warranty†

Cast aluminium spindles

Greaseable bearings provide a longer usable life

23" turf-friendly rear tyres

Commercial grade performance optimises stability and traction

Ground speeds up to 12.8 kph

Cover more grass in less time for increased productivity

22 Litre fuel capacity

Fuel tank is centrally located for improved stability and ease of fill-ups

** All power levels are stated gross horsepower per SAE J2723 as rated by Kawasaki.

SRS Z2

The SRS Z2 features our adjustable operator platform with suspension technology that optimises operator comfort and increases productivity without sacrificing quality of cut. The superior balance on the Z2 provides excellent stability and manoeuvrability that exceeds expectations for traction and handling.



SCAN for more product info



| MODEL | ENGINE | DECK |
|---------|---|---------|
| 5902037 | Vanguard® 810 EFI with Oil Guard™ (28 hp*/810 cc) | 52" iCD |

Available accessories:

Mulch kit, LED light kit

▶ 500 HOUR OIL CHANGE

Vanguard engines with Oil Guard System reduce maintenance time and costs by up to 60%†

▶ SUSPENSION PLATFORM SYSTEM

The operator platform is suspended by a coil-over shock with five adjustable positions, optimising operator comfort and increasing productivity

Generous fuel capacity

22 Litre fuel tank is centrally located for consistent balance, and the fuel filler neck is conveniently located on the side for easy filling

Hydro-Gear ZT-3800™ transaxles

Dual commercial transaxles with remote oil coolers and 7" cooling fans with a 3-yr limited warranty‡

Greaseable spindles for longer usable life

23" turf-friendly rear tyres

Commercial grade performance optimises stability and traction

Ground speeds up to 16 kph

Cover more grass in less time for increased productivity

* Power levels are stated gross horsepower at 3600 rpm per SAE J1940 as rated by Briggs & Stratton.

† Cost savings based on oil maintenance with 100 hour interval versus Oil Guard System 500 hour service interval.

COLLECTION SYSTEMS

FEATURES

TURBO-PRO™

The TURBO-Pro System is a lightweight blower assembly ideal for use with compact models in all cutting conditions throughout the entire year.



Generous 6" diameter outlet hose



Durable composite impeller housing with reinforced metal plate for high contact debris areas

Heavy duty oversized drive and idler pulleys combined with long drive belt allow for cool running and maximum belt life



Curved steel blade impeller reduces noise

After initial installation, the **quick attach design** can be mounted or removed with no tools in a few minutes

TURBO-Pro Blower*

Width: 19" (48cm)
Weight: 25.4 kg
Impeller fin: 50mm

TURBO-PRO™ MAX

This go-to system for landscapers acts as a lawn vacuum for a clean finish. It quickly mounts to the deck with tool-less stainless steel hardware.



Extra wide 7" diameter outlet hose

Twice the air flow vs. Turbo-Pro for increased capacity on larger decks cutting at higher speeds



Rugged steel impeller housing designed for extended life

Heavy duty oversized drive and idler pulleys combined with long drive belt allow for cool running and maximum belt life



After initial installation, the **quick attach design** can be mounted or removed with no tools in a few minutes

TURBO-Pro Max Blower*

Width: 21" (53cm)
Weight: 28.1 kg
Impeller fin: 100mm

COMPATIBILITY

CLEAN SWEEP SYSTEM

TWIN BAG

The twin bag system is easy to install and features durable materials for reliable debris cleanup. Capacity: 226 litres



| | |
|---------|------------------------------------|
| 300S | 42" (Non-Turbo) 48" (Non-Turbo) |
| 500S | 48" (Non-Turbo) 52" (Turbo) |
| IS 600 | N/A |
| IS 700 | N/A |
| ISX 800 | N/A |

TURBO-PRO SYSTEM

2-BAG HARD TOP

The double bag collection system is simple to install. Each heavy duty mesh bag has a rugged polyethylene underside with integrated handle to assist with removal. Capacity: 283 litres



| |
|-----|
| N/A |
| N/A |
| N/A |
| N/A |
| 52" |

TURBO-PRO MAX SYSTEM

3-BAG SOFT TOP

Simple to install. Each heavy-duty mesh bag has a rugged polyethylene underside with integrated handle to assist with removal. Capacity: 354 litres



| | |
|----------|-----|
| ISX 3300 | 60" |
| ISX 2200 | 60" |

ELECTRIC DFS

(Dump From Seat) Simply flip the switch on the control panel to release the hopper right from your seat. Capacity: 354 litres. (Optional add-on for 60" TURBO-Pro Max kits)



| |
|-----|
| 60" |
| 60" |

* Dimensions listed are the dimensions of the blower unit and do not represent what they might actually add to the mower.

ACCESSORIES & ATTACHMENTS

FEATURES



NEW Michelin® X® Tweel® Turf Airless Radial Tyres
Fits: ISX 3300




Flat-Free Castor Tyres
Run all day with no flats.
(Standard on select models)



Mulch Kit
Select kits include dedicated mulching blades, baffles, hardware and instruction sheet.
Fits: all models. Standard on Z1 and ISX 3300 Triple deck



Magnetic Deck Pin
Conveniently and quickly adjust the deck's height of cut with this magnetised and durable pin.
Available in 1/2" pins. Standard on select models.



ROPS LED Light Kit
Models are pre-wired for simple installation. (Select models)



Light Kits
Pre-wired kit and new kits with a wire harness for simple installation.
(Select models)



Service Jack
Heavy duty steel bracket and jack allow for easy and convenient access to under the deck. Fits: all zero turn models. Cannot be fitted if collection system is fitted.



Trailer Hitch Kit
Will accept a 1/2" shank ball and comes complete with hardware.
Fits: all zero turn models, standard on 300S.



Armrest Kit
For increased comfort.
Fits: 300S Models.

COMPATIBILITY

| | S SERIES | | IS SERIES | | ISX SERIES | | DIESEL IS SERIES | | |
|------------------------|-----------|-----------|-----------|-----------|------------|-----------|---|-----------|-----------|
| | 300S | 500S | IS 600 | IS 700 | ISX 800 | ISX 2200 | ISX 3300 | IS 2600 | IS 6200 |
| Flat-Free Castor Tyres | N/A | N/A | Available | Available | Available | Available | Standard | Available | Available |
| Mulch Kit | Available | Available | Available | Available | Available | Available | Available (Standard on 72" Triple Deck) | Available | Available |
| Magnetic Deck Pin | N/A | N/A | Available | Available | Standard | Standard | Standard | Standard | N/A |
| ROPS LED Light Kit | N/A | N/A | N/A | Available | Available | Available | Available | Available | Available |
| Light Kit | Available | Standard | Available | N/A | N/A | N/A | N/A | N/A | N/A |
| Service Jack | N/A | Available | Available | Available | Available | Available | Available | Available | Available |
| Trailer Hitch Kit | Standard | Available | Available | Available | Available | Available | Available | Available | N/A |
| Armrest kit | Available | Standard | Standard | Standard | Standard | Standard | Standard | Standard | Standard |

| | SRS SERIES | |
|------------------------|------------|-----------|
| | SRS Z1 | SRS Z2 |
| Flat-Free Castor Tyres | Standard | Standard |
| Mulch Kit | Standard | Available |
| LED Light Kit | Available | Available |

SPECIFICATIONS

S SERIES

► Indicates Model Upgrade/Increase

| 300S | | | | 500S | |
|--|---|---|---|---|-------------------------------|
| Part #: | 5902149 | 5902148 | 5902147 | 5902182 | 5902183 |
| Engine Brand | Briggs & Stratton® PXi Series™ | Briggs & Stratton® PXi Series™ | Briggs & Stratton® PXi Series™ | Briggs & Stratton® CXi Series | Briggs & Stratton® CXi Series |
| Power Rating (hp) | 23* | 23* | 25* | 25* | 25* |
| Displacement (cc) | 724 | 724 | 724 | 724 | 724 |
| PTO | Electric | | | Electric | |
| Cylinders | 2 | | | 2 | |
| Starter | Electric | | | Electric | |
| Oil Guard™ System | N/A | | | N/A | |
| Fuel Tank Capacity (Litres) | 11.3 | | | 11.3 | |
| MOWER DECK | | | | | |
| Cutting Width (in) | 42 | 48 | 52 | 48 | 52 |
| Cutting Height (in) | 1.5 - 4.5 (38-114mm) | | | 1.5 - 4.5 (38-114mm) | |
| Spindles | Aluminium with double lip sealed ball bearings | | | Aluminium with double lip sealed ball bearings | |
| Deck Construction | Fabricated 12-gauge | Fabricated 10-gauge | | Fabricated 10-gauge | |
| SUSPENSION & DRIVE TRAIN | | | | | |
| Suspension | Front suspension | Front and rear adjustable dual coil-over shocks | | Front and rear adjustable dual coil-over shocks | |
| Transmission | Hydro-Gear® ZT-2200 transaxles | | Dual Hydro-Gear® ZT-2800® transaxles with 7" cooling fans | Dual commercial Hydro-Gear® ZT-3100™ transaxles with 7" cooling fans | |
| Drive Axles (in) | 1 | | | 1 | |
| Castor Tyres (in) | 11 x 6 - 5 | | | 13 x 6.5 - 6 | |
| Drive Tyres (in) | 20 x 8 - 8 | 20 x 10 - 8 | 20 x 10 - 10 | 22 x 10 - 10 | 22 x 11 - 10 |
| SPEED | | | | | |
| Speeds-Fwd (kph) | 0 - 11.2 | | 0 - 12.8 | 0 - 13.7 | |
| Speeds-Rev (kph) | 0 - 6.4 | | | 0 - 6.4 | |
| DIMENSIONS | | | | | |
| Overall Length (mm) | 1829 | | | 1994 | |
| Overall Width (mm) Deflector Down / Up | 1397 / 1143 | 1499 / 1245 | 1651 / 1347 | 1473 / 1270 | 1626 / 1372 |
| Dry Weight (kg) | 256 | 285 | 313 | 350 | 390 |
| OPERATOR SYSTEMS | | | | | |
| Seat Package | Mid-back seat | | | Mid-back seat with arm rests | |
| Instrumentation | Hour meter, fuel level gauge in tank | | | Hour meter, fuel level gauge in tank | |
| ROPS | N/A | | | N/A | |
| Controls / Safety Group | Seat activated engine kill, clutch safety switch, neutral and parking brake safety circuit, adjustable twin steering controls | | | Seat activated engine kill, clutch safety switch, neutral and parking brake safety circuit, adjustable twin steering controls | |
| Parking Brake / Safety Circuit | Hand-operated external transaxle brake | | Hand-operated internal transaxle brake | Hand-operated internal transaxle brake | |
| WARRANTY | | | | | |
| Engine | 2-Year limited manufacturer's warranty † | | | 3-Year limited manufacturer's warranty † | |
| Balance of Machine | Consumer Warranty (Product), 3-Years / Commercial Warranty (Product), 90-Days † | | | 4-Year limited warranty (48 months) or 500 hours, whichever occurs first † | |

SPECIFICATIONS

IS SERIES

| IS® 600 | | IS® 700 | |
|--|--|---|--|
| Part #: | 5902112 | 5902108 | |
| Engine Brand | Briggs & Stratton® CXi Series | Briggs & Stratton® CXi Series | |
| Power Rating (hp) | 25* | 27* | |
| Displacement (cc) | 724 | 810 | |
| PTO | Electric | Electric | |
| Cylinders | 2 | 2 | |
| Starter | Electric | Electric | |
| Oil Guard™ System | N/A | N/A | |
| Fuel Tank Capacity (litres) | 20.8 | 20.8 | |
| MOWER DECK | | | |
| Cutting Width (in) | 48 | 52 | |
| Cutting Height (in) | 1.5 - 4.5 (38-114mm) | 1.5 - 5 (38-127mm) | |
| Spindles | Aluminium with 1" steel shaft and sealed ball bearings | Aluminium with 1" steel shaft and sealed ball bearings | |
| Deck Construction | Fabricated 10-gauge | iCD™ Cutting System | |
| SUSPENSION & DRIVE TRAIN | | | |
| Suspension | Adjustable front and rear coil-over shocks with pivoting front axle and a rear swing-arm with large adjustable coil-over shocks | Adjustable front and rear coil-over shocks with pivoting front axle and a rear swing-arm with large adjustable coil-over shocks | |
| Transmission | Dual commercial Hydro-Gear® ZT-3200™ transaxles with 7" cooling fans | Dual commercial Hydro-Gear® ZT-3200™ transaxles with 7" cooling fans | |
| Drive Axles (in) | 1.125 | 1.125 | |
| Castor Tyres (in) | 13 x 6.5 - 6 | 13 x 6.5 - 6 | |
| Drive Tyres (in) | 22 x 11 - 10 | 22 x 11 - 10 | |
| SPEED | | | |
| Speeds-Fwd (kph) | 0 - 16 | 0 - 16 | |
| Speeds-Rev (kph) | 0 - 8 | 0 - 8 | |
| DIMENSIONS | | | |
| Overall Length (mm) | 2032 | 2058 | |
| Overall Width (mm) Deflector Down / Up | 1601 / 1296 | 1651 / 1448 | |
| Dry Weight (kgs) | 428 | 481 | |
| OPERATOR SYSTEMS | | | |
| Seat Package | Mid-back seat with arm rests | Mid-back suspension seat with adjustable arm rests | |
| ROPS | 180° foldable | 180° foldable | |
| Instrumentation | Dual-function hour meter, fuel level gauge in tank | Dual-function hour meter, fuel level gauge in tank | |
| Controls / Safety Group | Seat activated engine kill, clutch safety switch, neutral and parking brake safety circuit, adjustable twin steering controls | Seat activated engine kill, clutch safety switch, neutral and parking brake safety circuit/adjustable twin steering controls | |
| Parking Brake / Safety Circuit | Hand-operated internal transaxle brake | Hand-operated internal transaxle brake | |
| WARRANTY | | | |
| Engine | 3-Year limited manufacturer's warranty † | 3-Year limited manufacturer's warranty † | |
| Balance of Machine | 4-Year limited warranty (48 months) or 500 hours, whichever occurs first. Unlimited hours during the first 2 years (24 months). Coil-over shocks and all suspension related components are covered for 5 years (60 months) unlimited hours. Belts, tyres, brake pads, battery, blades: 90 days. Coverage on other components varies, please see operator's manual for complete details † | | |

* All power levels are stated gross horsepower at 3600 RPM per SAE J1940 as rated by Briggs & Stratton.

† See operator's manual or dealer for complete warranty details. Refer to engine operator's manual for engine warranty.

IS DIESEL SERIES

| IS® 2600 | | IS® 6200 | |
|--|--|---|--|
| 5901934 | | 5902163 | |
| Yanmar™ diesel | | CAT® Turbo diesel | |
| 23° | | 48° | |
| 904 | | 1700 | |
| Electric | | Electric, 450 ft lbs | |
| 3 | | 3 | |
| Electric | | Electric | |
| N/A | | N/A | |
| 41.6 | | 56.7 | |
| | | | |
| 61 | | 72 | |
| 1.75 - 5 (45mm - 127mm) | | 1.5 - 6 (38mm - 153mm) | |
| Cast iron greaseable | | Hercules™ II Cast iron greaseable | |
| iCD™ Cutting System | | iCD™+ Cutting System, 2-belt | |
| | | | |
| Independent front control arms with large adjustable coil-over shocks and a rear swing-arm with large adjustable coil-over shocks | | Independent front control arms with large adjustable coil-over shocks and a rear swing-arm with large adjustable coil-over shocks | |
| Dual commercial Hydro-Gear® ZT-4400™ transaxes with 8.3" cooling fans | | Dual 21cc hydro pumps 20.6 cu in wheel motors with external oil cooler | |
| 1.375 | | 1.25 tapered | |
| 13 x 6.5 - 6 | | 13 x 6.5 - 6 | |
| 24 x 12 - 12 | | 26 x 12 - 12 | |
| | | | |
| 0 - 16 | | 0 - 19.3 | |
| 0 - 9.6 | | 0 - 9.6 | |
| | | | |
| 2191 | | 2278 | |
| 1950 / 1613 | | 2182 / 1880 | |
| 729 | | 1143 | |
| | | | |
| Premium high-back with adjustable arm rests | | Premium high-back suspension seat with adjustable arm rest, adjustable lumbar and back recline | |
| 180° foldable | | 105° foldable | |
| Dual-function hour meter, fuel level gauge in each tank | | Digital display | |
| Seat activated engine kill, clutch safety switch, neutral and parking brake safety circuit/adjustable twin steering controls | | | |
| Hand operated internal transaxle brake | | Hand-operated external drum type | |
| | | | |
| 2-Year limited manufacturer's warranty [†] | | | |
| 4-Year limited warranty (48 months) or 500 hours, whichever occurs first. Unlimited hours during the first 2 years (24 months). Coil-over shocks and all suspension related components are covered for 5 years (60 months) unlimited hours. Coverage on other components varies, please see operator's manual for complete details. [†] | | | |

^ Power rated by engine manufacturer.

SPECIFICATIONS

ISX SERIES

| ISX™ 800 | | ISX™ 2200 |
|--|--|--|
| Part #: | 5902189 | 5902173 |
| Engine Brand | Briggs & Stratton® CXi Series EFI-ETC | Briggs & Stratton® CXi Series EFI-ETC |
| Power Rating (hp) | 27* | 27* |
| Displacement (cc) | 810 | 810 |
| PTO | Electric | Electric |
| Cylinders | 2 | 2 |
| Starter | Electric | Electric |
| Oil Guard™ System | N/A | Standard |
| Oil Xtend™ System | Standard | N/A |
| Fuel Tank Capacity (litre) | 20.8 | 41.6 |
| MOWER DECK | | |
| Cutting Width (in) | 52 | 60 |
| Cutting Height (in) | 1.5 - 5 (38mm-127mm) | 1.5 - 5 (38mm-127mm) |
| Spindles | Aluminium greaseable | Cast iron greaseable |
| Deck Construction | iCD+™ Cutting System, 2-belt | iCD™+ Cutting System, 2-belt |
| SUSPENSION & DRIVE TRAIN | | |
| Suspension | ForeFront™ Suspension System - Front independent with four cast iron control rods paired with medium size adjustable coil-over shocks and a rear swing-arm with large adjustable coil-over shocks | ForeFront™ Suspension System - Front independent with four control rods paired with large size adjustable coil-over shocks and a rear swing-arm with large adjustable coil-over shocks |
| Transmission | Dual commercial Hydro-Gear® ZT-3400® transaxles with 7" cooling fans | Dual commercial Hydro-Gear® ZT-4400™ transaxles with 8.3" cooling fans |
| Drive Axles (in) | 1.125 | 1.375 |
| Castor Tyres (in) | 13 x 6.5 - 6 | 13 x 6.5 - 6 |
| Drive Tyres (in) | 23 x 10.5 - 12 | 24 x 12 - 12 |
| SPEED | | |
| Speeds-Fwd (kph) | 0 - 16 | 0 - 16 |
| Speeds-Rev (kph) | 0 - 8 | 0 - 8 |
| DIMENSIONS | | |
| Overall Length (mm) | 2058 | 2096 |
| Overall Width (mm) Deflector Down / Up | 1657 / 1448 | 1880 / 1651 |
| Dry Weight (kgs) | 548 | 638 |
| OPERATOR SYSTEMS | | |
| Seat Package | Premium mid-back suspension seat with adjustable arm rests | Premium high-back suspension seat with adjustable arm rest, adjustable lumbar and back recline |
| ROPS | 180° foldable | 180° foldable |
| Instrumentation | Dual-function hour meter, fuel level gauge in tank | Dual-function hour meter, fuel level gauge in each tank |
| Controls / Safety Group | Seat activated engine kill, clutch safety switch, neutral and parking brake safety circuit/adjustable twin steering controls | Seat activated engine kill, clutch safety switch, neutral and parking brake safety circuit/ adjustable twin steering controls |
| Parking Brake / Safety Circuit | Hand-operated internal transaxle brake | Hand-operated internal transaxle brake |
| WARRANTY | | |
| Engine | 3-Year limited manufacturer's warranty † | |
| Balance of Machine | 4-Year limited warranty (48 months) or 500 hours, whichever occurs first. Unlimited hours during the first 2 years (24 months). Coil-over shocks and all suspension related components are covered for 5 years (60 months) unlimited hours. Coverage on other components varies, please see operator's manual for complete details.† | |

SPECIFICATIONS

ISX SERIES

| ISX™ 3300 | | | |
|--|---|-------------|--|
| Part #: | 5902068 | | 5902118 + 5901932 |
| Engine Brand | Vanguard® BIG BLOCK™ EFI-ETC with Oil Guard™ | | Vanguard® BIG BLOCK™ EFI-ETC with Oil Guard™ |
| Power Rating (hp) | 40* | | 40* |
| Displacement (cc) | 993 | | 993 |
| PTO | Electric | | |
| Cylinders | 2 | | |
| Starter | Electric | | |
| Oil Guard™ System | Standard | | |
| Oil Xtend™ System | N/A | | |
| Fuel Tank Capacity (litre) | 41.6 | | |
| MOWER DECK | | | |
| Cutting Width (in) | 60 | ▶ | 72 |
| Cutting Height (in) | 1.5 - 5 (38mm - 127mm) | | |
| Spindles | Hercules™ II Cast iron greaseable | | |
| Deck Construction | iCD™+ Cutting System, 2-belt | ▶ | iCD™ Cutting System TRIPLE deck |
| SUSPENSION & DRIVE TRAIN | | | |
| Suspension | ForeFront™ Suspension System - Front independent with four control rods paired with large size adjustable coil-over shocks and a rear swing-arm with large adjustable coil-over shocks | | |
| Transmission | Dual commercial Hydro-Gear® ZT-5400 Powertrain® transaxles with 9" cooling fans | | |
| Drive Axles (in) | 1.375 | | |
| Castor Tyres (in) | 13 x 6.5 - 6, Flat Free | | |
| Drive Tyres (in) | 26 x 12 - 12 | | |
| SPEED | | | |
| Speeds-Fwd (kph) | 0 - 19.3 | | |
| Speeds-Rev (kph) | 0 - 8 | | |
| DIMENSIONS | | | |
| Overall Length (mm) | 2147 | | |
| Overall Width (mm) Deflector Down / Up | 1880 / 1651 | 2185 / 1880 | |
| Dry Weight (kgs) | 742 | 742 | |
| OPERATOR SYSTEMS | | | |
| Seat Package | Premium high-back suspension seat with adjustable arm rest, adjustable lumbar and back recline | | |
| ROPS | 158° foldable | | |
| Instrumentation | Dual-function hour meter, fuel level gauge in each tank | | |
| Controls / Safety Group | Seat activated engine kill, clutch safety switch, neutral and parking brake safety circuit/adjustable twin steering controls | | |
| Parking Brake / Safety Circuit | Hand-operated internal transaxle brake | | |
| WARRANTY | | | |
| Engine | 3-Year limited manufacturer's warranty † | | |
| Balance of Machine | 4-Year limited warranty (48 months) or 500 hours, whichever occurs first. Unlimited hours during the first 2 years (24 months). Coil-over shocks and all suspension related components are covered for 5 years (60 months) unlimited hours. Belts, tyres, brake pads, battery, blades: 90 days. | | |

* All power levels are stated gross horsepower at 3600 RPM per SAE J1940 as rated by Briggs & Stratton.

** All power levels are stated gross horsepower per SAE J2723 as rated by Kawasaki.

SRS SERIES

| SRS Z1 | | SRS Z2 |
|--|--|--|
| Part #: | 5901943 | 5902037 |
| Engine Brand | Kawasaki® FX600V | Vanguard® 810 EFI with Oil Guard™ |
| Power Rating (hp) | 19** | 28* |
| Displacement (cc) | 603 | 810 |
| PTO | Electric | Electric |
| Cylinders | 2 | 2 |
| Starter | Electric | Electric |
| Oil Guard™ System | N/A | Standard |
| Fuel Tank Capacity (litres) | 22.7 | 30.2 |
| MOWER DECK | | |
| Cutting Width (in) | 36 | 52 |
| Cutting Height (in) | 1.75 - 4.5 (45mm - 114mm) | 1.75 - 5 (45mm - 127mm) |
| Deck Construction | Fabricated 10-gauge rear discharge | iCD™ Cutting System |
| Mulch Kit | Standard | Optional |
| Spindles | Aluminium greaseable | Aluminium greaseable |
| SUSPENSION & DRIVE TRAIN | | |
| Suspension | Adjustable coil-over shock; Operator Suspension Platform | Adjustable coil-over shock; Operator Suspension Platform |
| Transmission | Hydro-Gear® ZT-3400® transaxles with 7" cooling fans | Dual commercial Hydro-Gear® ZT-3800™ transaxles with 7" cooling fans and oil coolers |
| Drive Axles (in) | 1.125 | 1.125 |
| Drive Tyres (in) | 23 x 8.5 -12 | 23 x 10.5 - 12 |
| Castor Tyres (in) | 11 x 4 - 5, Flat-free | 13 x 5 - 6, Flat-free |
| SPEED | | |
| Speeds-Fwd (mph) | 0 - 12.8 | 0 - 16 |
| Speeds-Rev (mph) | 0 - 6.4 | 0 - 8 |
| DIMENSIONS | | |
| Overall Length (mm) | 166 | 171 |
| Overall Width (mm) Deflector Down / Up | 1070 | 1270 / 1391 |
| Dry Weight (kgs) | 369 | 426 |
| OPERATOR SYSTEMS | | |
| Seat Package | N/A | N/A |
| ROPS | N/A | N/A |
| Instrumentation | Dual-function hour meter, fuel level gauge | |
| Safety Group / Controls | Operator presence in platform, parking brake safety circuit for starting engine, automatic PTO restart | |
| Parking Brake | Hand-operated internal transaxle brake | |
| WARRANTY | | |
| Engine | 3-Year limited manufacturer's warranty † | |
| Balance of Machine | 4-Year limited warranty (48 months) or 500 hours, whichever occurs first. Unlimited hours during the first 2 years (24 months). Coil-over shocks and all suspension related components are covered for 5 years (60 months) unlimited hours. Transaxles are covered for 3 years (36 months). Coverage on other components varies, please see operator's manual for complete details.† | |

† See operator's manual or ferrismowers.com.au for complete warranty details. Refer to the engine operator's manual for engine warranty details.



FERRISMOWERS.COM.AU

 **@FERRISMOWERSAUNZ**

 **@FERRISMOWERSAUNZ**

 **FERRIS MOWERS AUSTRALIA**

Briggs & Stratton: All power levels are stated gross horsepower at 3600 rpm per SAE J1940.

Kawasaki: Only Kawasaki Critical Power engines listed in this brochure have been tested in accordance with SAE J1995, verified by TÜV Rheinland Group, horsepower-rated in accordance with SAE J2723, and certified by SAE International. Torque ratings of these engines were not certified by SAE. Actual power and torque output will vary depending on numerous factors, including, but not limited to, the operating speed of the engine in application, environmental conditions, maintenance, and other variables.

Yanmar: Power rated by engine manufacturer.

CAT: Power is rated for 48 gross horsepower at 2800 rpm as rated by CAT.

Hydro-Gear® is a registered trademark of Hydro-Gear Limited Partnership.

Kawasaki® is a registered trademark of Kawasaki Motors Corporation.

Yanmar™ is a trademark of Yanmar.

CAT® is a registered trademark of Caterpillar Inc.

Briggs & Stratton has a policy of continuous product improvement and reserves the right to modify its specifications at any time and without prior notice. Products may vary from images shown.

BRIGGS & STRATTON AUSTRALIA PTY LTD

3 Imperata Close
Kemps Creek NSW 2178
1800 356 632

Copyright ©2025. All rights reserved.